



# **School District of Philadelphia**

## **Budget Update Fiscal Year 2009-10**

**September 23, 2009**



## Proposed FY2009-10 School District Budget

# Revenues

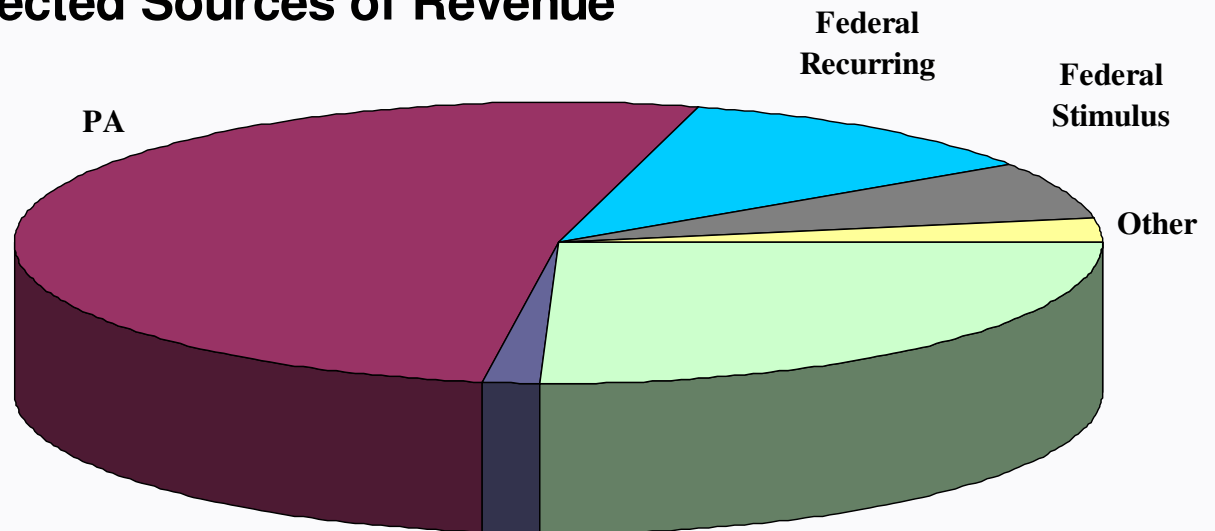


## School District Revenue Sources

The School District of Philadelphia projects it will receive \$3,181 million in Local, State and Federal Revenues in FY2009-10, an increase of 11.5% over FY2008-09, the current fiscal year.

### SDP FY2009-10 Projected Sources of Revenue

**Total: \$3,181M**



|                      | FY2008-09 | FY2009-10 | % of FY09-10 |
|----------------------|-----------|-----------|--------------|
| Local Tax/City Grant | \$ 820    | \$ 810    | 25%          |
| Local Non-Tax        | \$ 54     | \$ 59     | 2%           |
| PA                   | \$ 1,525  | \$ 1,646  | 52%          |
| Federal Recurring    | \$ 366    | \$ 369    | 12%          |
| Federal Stimulus     |           | \$ 209    | 7%           |
| Other                | \$ 109    | \$ 88     | 3%           |

**Local  
Non-Tax**

**Local Tax/City Grant**



## PROJECTED INCREASES (DECREASES) IN REVENUE FY2009-10 BUDGET COMPARED TO FY2008-09 ESTIMATE

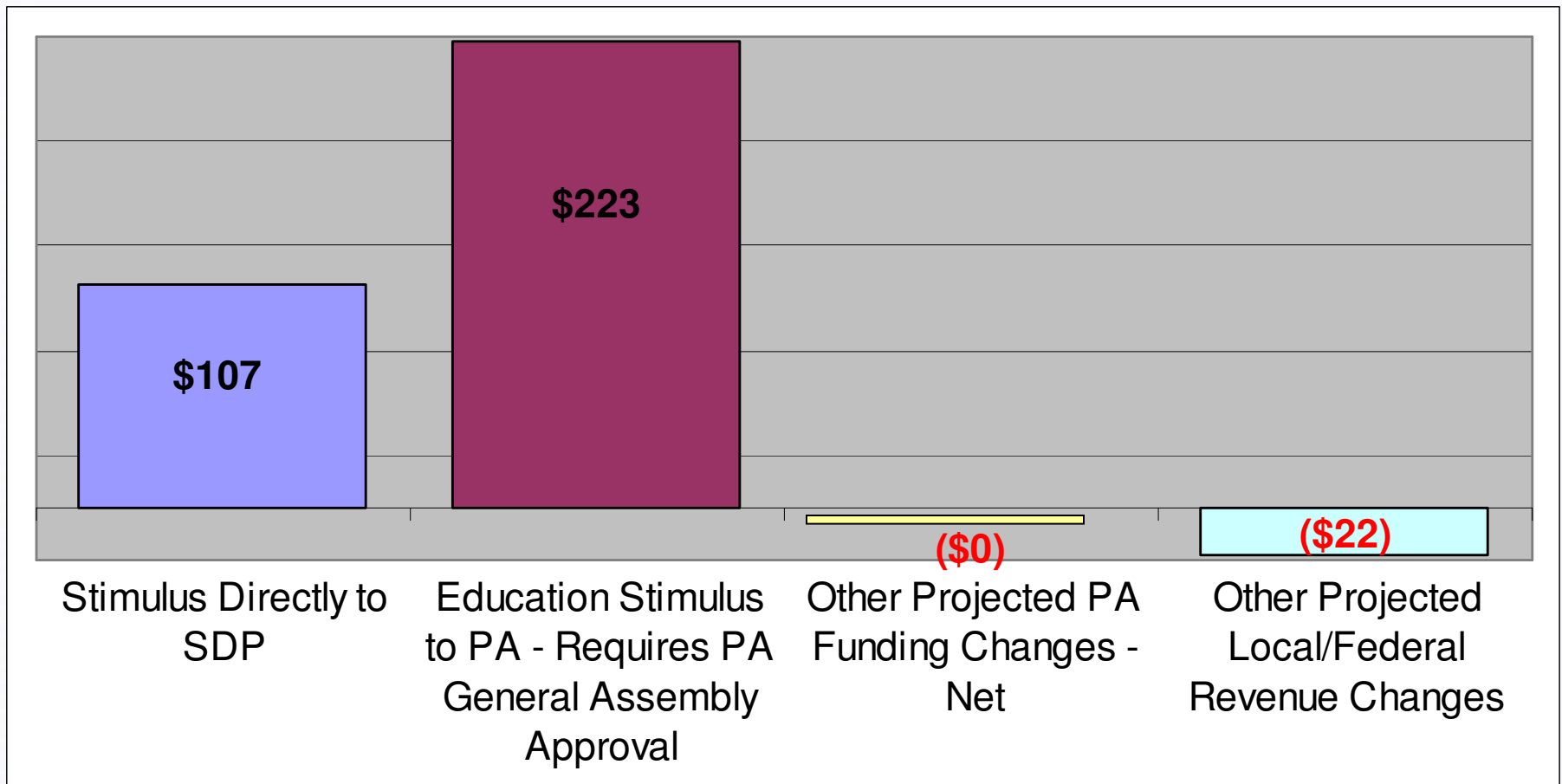
If not for projected increases in Federal Stimulus funding going to PA and SDP, the School District would be projecting ZERO revenue growth in FY2009-10.

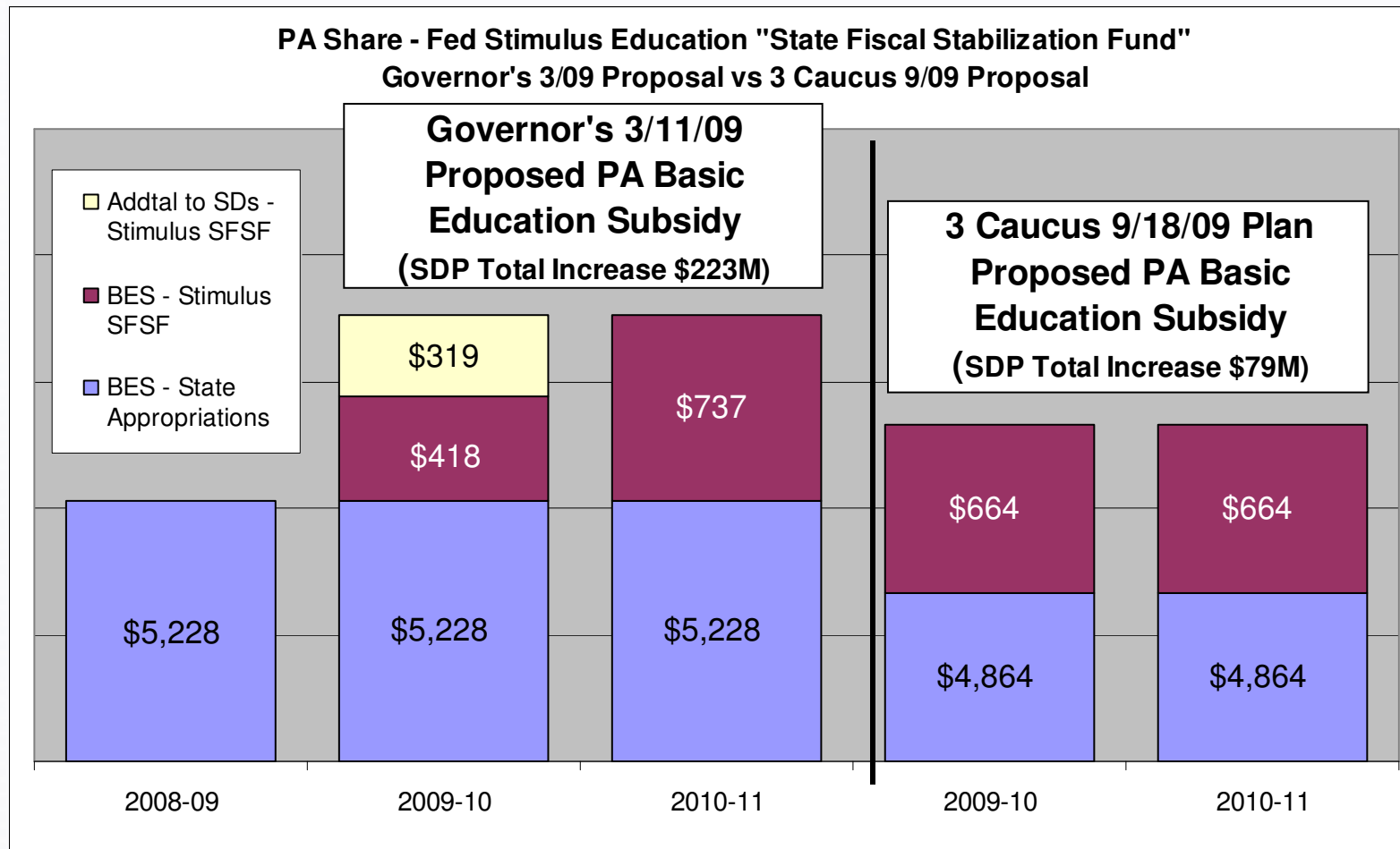
|   |   |                  |
|---|---|------------------|
| <b><u>Federal Stimulus - Direct to SDP</u></b>  |   |                  |
| 1   | Title I Stimulus  | \$81.2           |
| 2   | IDEA Special Education Stimulus                               | \$23.4           |
| 3   | Title II(D) Ed Tech Stimulus                                  | \$2.0            |
| 4   | <b>Stimulus Directly to SDP</b>                               | <b>\$106.6</b>   |
| <b><u>Federal Stimulus - Through Penna.</u></b> (based on Governor's Proposed FY10 PA Bgt)  |   |                  |
| 5   | PA Basic Ed Subsidy (funded w Stimulus - SFSF)                | \$120.6          |
| 6   | State Fiscal Stabilization Fund                               | \$102.0          |
| 7   | <b>Requires PA General Assembly Approval</b>                  | <b>\$222.6</b>   |
| <b><u>Other Projected PA Revenue Changes</u></b> (based on Governor's Proposed FY10 PA Bgt) |   |                  |
| 8   | PA Charter School Reimbursement                               | \$13.8           |
| 9   | Other Projected PA Funding Changes                            | (\$14.0)         |
| 10  | <b>Other Projected PA Funding Changes - Net</b>               | <b>(\$0.2)</b>   |
| <b><u>Other Projected Revenue Changes</u></b>   |   |                  |
| 11  | Sale of Property and Other Financing Sources                  | (\$22.6)         |
| 12  | Local Tax/City Funding - Projected Changes                    | (\$9.6)          |
| 13  | Other Projected Grant Funding                                 | (\$1.1)          |
| 14  | Local Non-Tax Funding - Projected Changes                     | \$4.6            |
| 15  | Other Projected Federal Funding Changes                       | \$6.5            |
| 16  | <b>Other Projected Local/Federal Revenue Changes</b>          | <b>(\$22.2)</b>  |
| 17  | <b>Total Projected Increased Funding to SDP - FY2009-10</b>   | <b>\$306.8</b>   |
| 18  | <b>Local Tax Revenue Shortfall Due to Recession FY09/FY10</b> | <b>(\$116.0)</b> |



## PROJECTED INCREASES (DECREASES) IN REVENUE FY2009-10 BUDGET COMPARED TO FY2008-09 ESTIMATE

If not for projected increases in Federal Stimulus funding going to PA and SDP, the School District would be projecting ZERO revenue growth in FY2009-10.





Unlike the Governor's original 2009-10 budget plan, the 3 Caucus Plan proposes to use \$364M of Federal Education Stimulus dollars to replace rather than augment state-provided Basic Education dollars this year and next. This gives school districts a \$300M Basic Education increase in 2009-10 (compared to the Governor's proposed \$737M increase). Unless additional state dollars are available in 2010-11, this plan could result in NO BES increase in 2010-11, and a possible \$729M BES REDUCTION in 2011-12. Total SFSF for K-12 is reduced from \$737M to \$664M because an additional \$73M of SFSF is used for Higher Education.



## **Proposed FY2009-10 School District Budget**

# **Expenditures**

# School District of Philadelphia



Dr. Arlene C. Ackerman, Superintendent of Schools

Michael J. Masch, Chief Business Officer

## SDP FY2009-10 Consolidated Budget (approved by the SRC May 2009)

|  | <b>Approved<br/>Expenditures</b> | <b>% of<br/>Op Total</b> |
|--|----------------------------------|--------------------------|
| School Bgts - Instruction/Administration - Op.Funds              | \$739,073,637                    | 31%                      |
| Schools - Operational Support (Facilities/Transportation/Safety) | \$355,363,192                    | 15%                      |
| Special Education - Op. Funds                                    | \$220,369,879                    | 9%                       |
| Administrative Support Offices (CEO/CAO/CSO/CBO/etc.)            | \$101,668,033                    | 4%                       |
| Counselors - Op. Funds   | \$34,398,692                     | 1%                       |
| English Language Learners - Op. Funds                            | \$30,519,223                     | 1%                       |
| Nurses - Op. Funds   | \$30,463,968                     | 1%                       |
| Psychologists - Op. Funds  | \$12,205,773                     | 1%                       |
| <b><u>Can't Cut - Legally Mandated</u></b>                       |                                  |                          |
| Charter School Payments  | \$354,440,708                    | 15%                      |
| Debt Service   | \$251,134,417                    | 11%                      |
| Students in Residential Treatment Facilities                     | \$69,730,600                     | 3%                       |
| Nonpublic School Support   | \$37,678,244                     | 2%                       |
| Temporary Borrowing  | \$24,282,835                     | 1%                       |
| <b>Can't Cut - Total</b>   | <b>\$737,266,804</b>             | <b>30%</b>               |
| <b>All Other</b>   | <b>\$118,838,745</b>             | <b>5%</b>                |
| <b>Operating Funds Total</b>                                     | <b>\$2,380,167,944</b>           |                          |
| <b>Grants Total</b>  | <b>\$754,986,053</b>             |                          |
| <b>Food Service Fund</b>   | <b>\$79,051,051</b>              |                          |
| <b>Consolidated Total</b>  | <b>\$3,214,205,048</b>           |                          |



# **School District of Philadelphia**

## **Budget Update Fiscal Year 2009-10**

**September 23, 2009**