A central graphic shaped like a house with a black roof and white walls. The word 'STEM' is written in large, colorful, rounded letters (S: teal, T: pink, E: yellow, M: green). Below it, 'Bins' is in white, bold, sans-serif font with a registered trademark symbol. Underneath is a horizontal line, followed by 'AT HOME' in large, white, bold, sans-serif font. At the bottom, the text 'Teach OUTSIDE the box' is written in a cursive font, with a lightbulb icon above the word 'OUTSIDE'. The background of the graphic is a collage of various materials: white plastic cups, cardboard boxes, wooden planks, and colorful LEGO bricks.

STEM

Bins®

AT HOME

Teach OUTSIDE the box

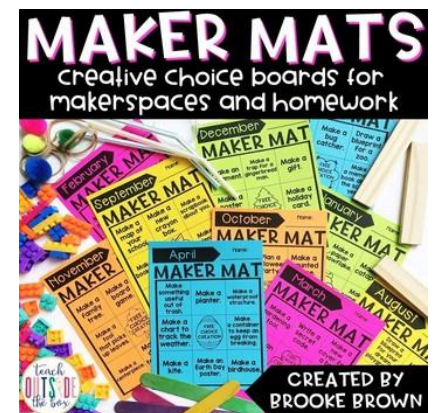
CREATED BY BROOKE BROWN


STEM Bins CHOICE BOARDS



The following choice boards are intended to be used at home along with common household materials such as paper rolls, mini cups, building bricks (LEGO), wooden blocks or planks, and playdough with toothpicks or craft sticks. Children may complete tasks in any order and may cross them off after they are complete. You may also scan the QR code in the center of each choice board for additional projects and challenges.

If you are interested in additional STEM projects to complete at home, I highly recommend the following printable resources for purchase on my [website](#), [Amazon](#), or [Teachers Pay Teachers](#):





paper ROLLS

**Make a
roller
coaster.**

**Make a
castle.**

**Make a
noise
maker.**

**Make a
mini
planter.**

**Make a
launcher.**



**Make a
vehicle.**

**Make a
bird
feeder.**

**Make a
playground.**

**Make an
animal.**

**STEM
Bins
AT HOME**

teach OUTSIDE the box



Mini cups

**Make a
fort for
a stuffed
animal.**

**Make a
tower.**

**Make a
bowling
game.**

**Make a
garage
for a
toy car.**

**Make a
string phone.**



**Make a
maze.**


**Make a
ball toss
game.**

**Make a
mini hat.**

**Make a
city.**

**STEM
Bins
AT HOME**

teach OUTSIDE the box



WOODEN BLOCKS

**Make a
bridge.**

**Make a
tunnel.**

**Make a
chain
reaction.**

**Make a
ramp
for a
toy car.**

**PROJECT
IDEAS**



**Make a
piece of
furniture.**

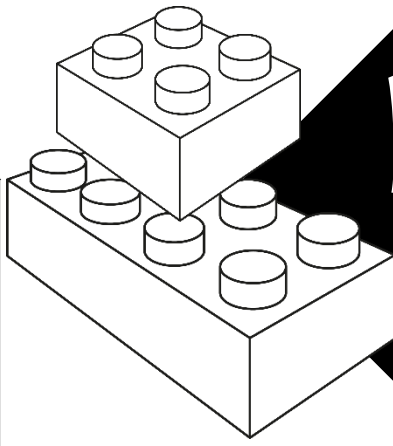
**Make a
trap.**

**Make a
skyscraper.**

**Make a
boat.**

**STEM
Bins
AT HOME**

teach OUTSIDE the box



Building Bricks

**Make a
tabletop
hockey
game.**

**Make a
marble
maze.**

**Make a
container.**

**Make
your
dream
home.**

**PROJECT
IDEAS**



**Make a
bridge.**

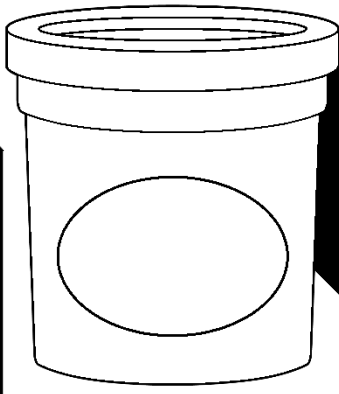
**Make an
airplane.**

**Make a
robot.**

**Make an
amusement
park.**

**STEM
Bins
AT HOME**

teach OUTSIDE the box



**playdough
& Toothpicks
or craft sticks**

**Make a
cube.**

**Make a
flower.**

**Make a
pyramid.**

**Make a
food or
dessert.**

**PROJECT
IDEAS**



**Make
letters &
numbers.**

**Make a
monster.**

**Make an
animal
home.**

**Make a
landform.**

CREDITS




Thank you for your
download!

CREATED BY BROOKE BROWN

teach **OUTSIDE**  the box

kimberly
geswein
fonts



<http://www.teacherspayteachers.com/Store/Zip-a-dee-doo-dah-Designs>

