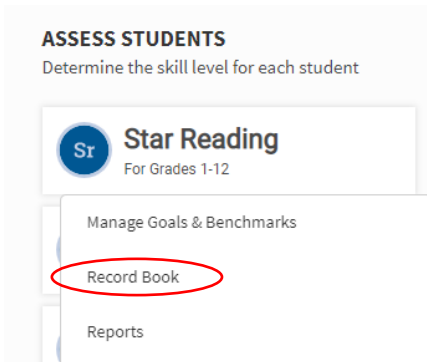


How to Access Resources in Renaissance

1. From the Home page, select either Star Reading or Star Math > Record Book.

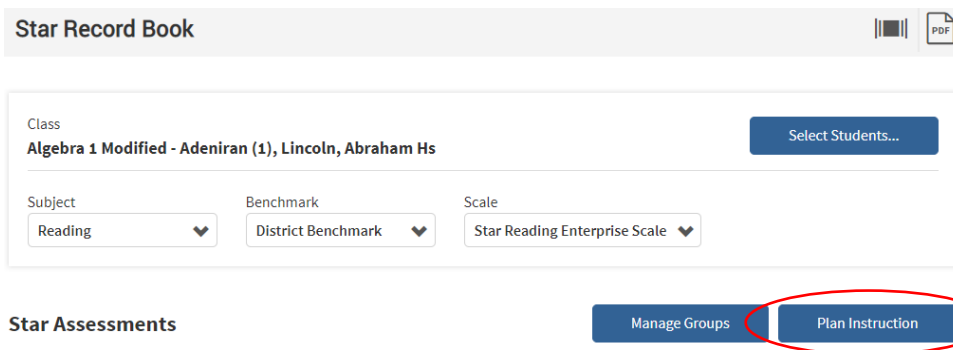


ASSESS STUDENTS
Determine the skill level for each student

Sr Star Reading
For Grades 1-12

- Manage Goals & Benchmarks
- Record Book**
- Reports

2. From the Star Record Book Page, select Plan Instruction.



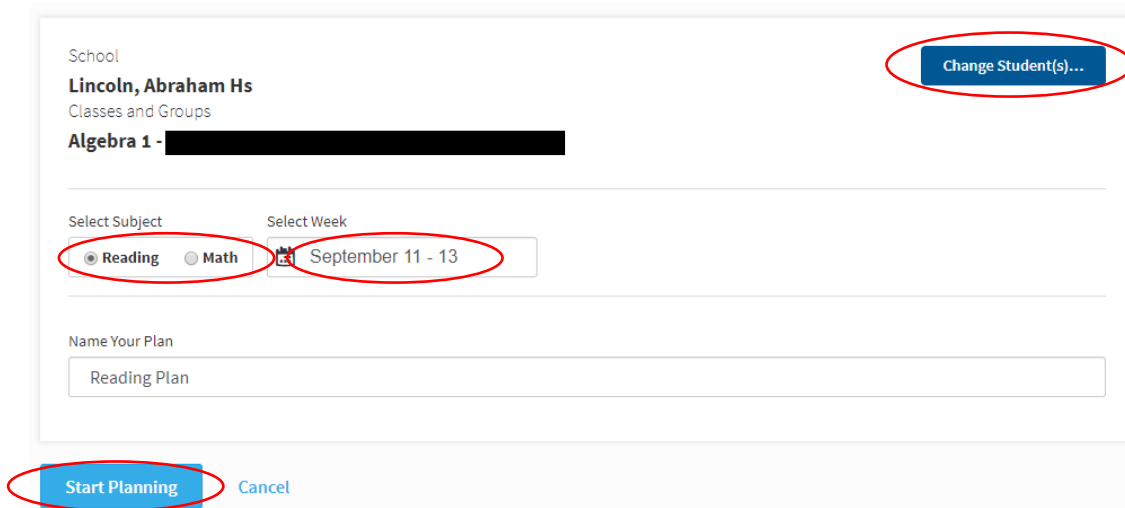
Star Record Book

Class: **Algebra 1 Modified - Adeniran (1), Lincoln, Abraham Hs** Select Students...

Subject: **Reading** | Benchmark: **District Benchmark** | Scale: **Star Reading Enterprise Scale**

Star Assessments Manage Groups **Plan Instruction**

3. On the next page, select New Plan.
4. Then select students, subject, select a week, then click Start Planning.



School: **Lincoln, Abraham Hs** Change Student(s)...

Classes and Groups: **Algebra 1 - [REDACTED]**

Select Subject: **Reading** | **Math** | Select Week: **September 11 - 13**

Name Your Plan: **Reading Plan**

Start Planning Cancel

5. This will open a planning window. From here, you are able to view Skills By Recommendation, Skills By Domain, or even Search for Skills or Standards.

Select Skills

Skills By Recommendation Skills By Domain By Content

Choose Domain All Domains

The Scaled Score (SS) of some of the students you selected ranges from 0 to 1400, with a median of 464. There is no data for 32 students in this group as they have not taken a Star test.

671

0 135 Lowest Student Scaled Score Median 590 790 925 944 Highest Student Scaled Score 1400

Skill Categories:
Urgent Intervention Intervention On Watch At/Above Benchmark

Find Skills or Standards Search

6. Below this, you will see the skills listed by grade level. If you would like to view the resources, select a skill, then click Next: Find Resources.

PA.ELA.CC.1.2.8.E Craft and Structure

Analyze how sentences develop / refine a key idea

Focus Skill

1 Skill Selected for 53 Students Remove All Next: Find Resources

7. Once on the resources page, you will be able to preview them without creating an assignment. Anything that says “practice” in the upper left corner will open as a .pdf that you can save or print. You can access any of the resources, but these are the easiest to use without creating an assignment.

Assessments Preview
Skill Check: Analyze key idea / details to draw conclusions (FORM A)
5 Multiple Choice
Star Custom + Add

Assessments Preview
Skill Check: Analyze key idea / details to draw conclusions (FORM A)
5 Multiple Choice + 2 Constructed Response
Star Custom + Add

Practice Preview
Analyze significant ideas and details to draw conclusions about a literary text's theme; Constructed Response; Depth of Knowledge 3 - Student

8. On the next screen, you can make any changes to the dates of the assignments. Make sure to select Create Assignments to finalize it

Assignment Days For Lesson Plan Skills

MONDAY 5/14 TUESDAY 5/15 WEDNESDAY 5/16 THURSDAY 5/17 FRIDAY 5/18

Teacher Resources (0) Add Teacher Resources

Assessments (1) Add Assessments

Student Assignments (1) Add Assignments

Create Assignments