



**A global leader in  
pre-K–12 education technology**



THE SCHOOL DISTRICT OF  
PHILADELPHIA



## Our mission

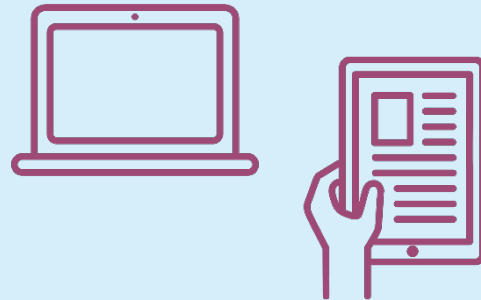
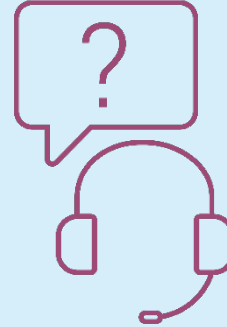
“To accelerate learning for all children and adults of all ability levels and ethnic and social backgrounds, worldwide.”



# Resources and Support

## Star Help

- Live Chat
- Phone: 800-338-4204
- Email: [support@renaissance.com](mailto:support@renaissance.com)



# Agenda

1

## Q&A for Remote Administration

What questions do you have from the recording?

2

Ren-U and Smart Start

3

Setting Goals

4

Grouping Students and the Planner



# Commonly Asked Questions

- Where can I find the Educator Resources?
  - All pretest instructions are located on our website at <https://www.renaissance.com/renaissance-everywhere>. Select Educator Resources > Star Assessment > Teacher Guide
- Is the test timed?
  - The Star assessment has time limits for each question. This is done to keep the student moving along. Your building administrator can extend the time limit if a student requires this due to their IEP.
- What is the monitor password?
  - Your district will share the monitor password with you prior to the first screening window.
- When are my students required to take the Star assessment?
  - Your fall screening window begins on September 14<sup>th</sup> and is required for all students in grades 6 through 12, in both reading and math.

# Agenda

1

Q&A for Remote Administration

2

**Ren-U and Smart Start**

Resources at your finger-tips

3

Setting Goals

4


Grouping Students and the Planner

# Renaissance-U and Smart Start

RENAISSANCE-U



Log In




**Welcome**  
Orientation



**Smart Start**  
Get Started



**Renaissance Everywh...**  
Explore Resources



**Paid Content**  
Check It Out



**Renaissance Royals**  
Build Community Connections

Username is your @philasd.org email address

Password – Welcome1

RENAISSANCE



# Agenda

1

Q&A for Remote Administration

2

Ren-U and Smart Start

3

**Setting Goals**

How do we set year long goals for your students?

4

Grouping Students and the Planner



# Setting Goals

RENAISSANCE



Home



Help



Live Chat



Admin Admin ▾

Home

Upgrade Toolkit

Discover what's new...

## ASSESS STUDENTS

Determine the skill level for each student

Sr

**Star Reading**

For Grades 1-12

Manage Goals & Benchmarks

Record Book

Reports

Growth Expectation

## PLAN INSTRUCTION

Teach skills recommended by Star

P

**Planner**

Assign articles, quizzes, and assignments

## MANAGE CONTENT

Import book quizzes, articles, or assessments

C

**Manage Content**

Books, quizzes, articles, or assessments

## VIEW REPORTS

Explore your students' results

R

**Reports**

All available reports

R

**Data Sharing**

R

**Custom Reports**



# Setting Goals

## Set a Goal

Before setting goals, please read this [Guide to Setting Goals](#)

This goal is for:

All Students in 6th Grade

Change Selection...

Type of goal:

Reading

SGP - Star Reading

Set goal options:

[About SGP - Star Reading](#)

Goal start and end dates

9/2/2020 - 6/11/2021

Name the goal or intervention

SGP Year Long

Select student activities that apply to this goal

Star Reading Progress Monitoring Tests

Star Reading Enterprise Tests

Select a level for goal calculation

Moderate (50 SGP)

Moderately Ambitious (65 SGP)

Ambitious (75 SGP)

Goal progress is based on

Latest

Apply

- For Type of Goal, select Math or Reading, along with SGP.
- For Goal start and end dates, select the school year.
- Select the Enterprise Test only for student activity.
- Select a Moderate goal (50SGP)



# Setting Goals

Within the Renaissance Growth Platform, we have three different options when it comes to setting goals for students.

## Goal types

Measures student performance and progress as compared to...

**Scaled Score**

the Star scale

**Percentile Rank**

grade-level peers nationwide

**SGP**

academic peers—students in the same grade with similar score history—nationwide



# What is Student Growth Percentile?

Let's check the help files

## Student Growth Percentile (SGP)

 [Print Topic](#) |  [Email Topic](#)

The Student Growth Percentile (SGP), developed by Dr. Damian Betebenner, provides the latest in growth projections, including Betebenner's well-known catch-up, keep-up growth projections to provide longitudinal SGP data.

SGP compares a student's growth to that of his or her academic peers nationwide. These peers are students in the same grade with a similar achievement history on Star assessments.

SGP is measured on a 1–99 scale. Lower numbers indicate lower relative growth, and higher numbers indicate higher relative growth. For instance, if a student has an SGP of 75, it means the student has shown more growth than 75 percent of his or her academic peers. Teachers and administrators can use SGP scores to determine if students grew more than, less than, or as much as expected.



# Setting goals in Star Assessments

## Goal levels

**Moderate**

SGP 50

**Moderately Ambitious**

SGP 65

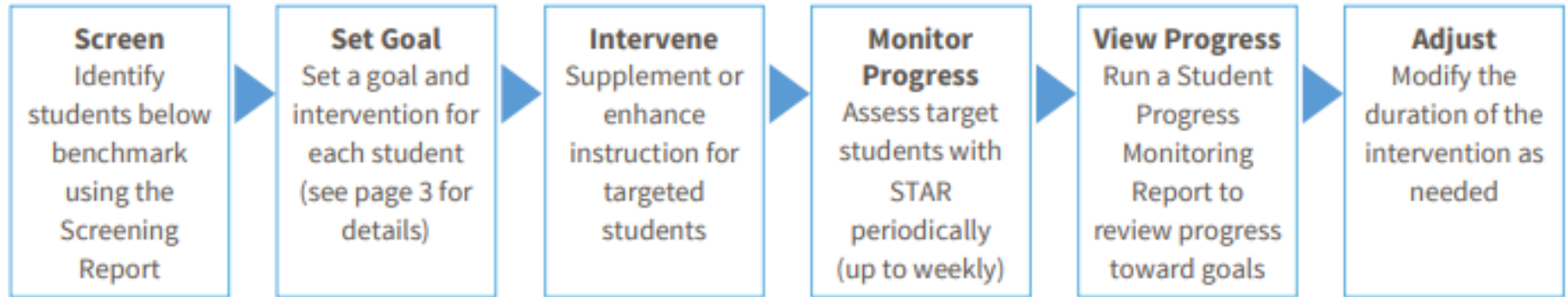
**Ambitious**

75 SGP

Students achieving these goals will have a level of growth higher than 50%, 65%, or 75% of their academic peers.



# How does Star fit into RTI?



# Agenda

1

Q&A for Remote Administration

2

Ren-U and Smart Start

3

Setting Goals

4

**Grouping Students and the Planner**

How do we use Star data to drive instruction?

# Considerations When Grouping Students


- Will you plan instruction for the whole class or for small groups?
- How many groups makes sense to manage?
- Group students with a similar scaled score. Try to keep the range within 100 scaled score points.







# How to Group your Students

**RENAISSANCE**  Home

Star Record Book View Reports Manage Groups

Subject:

Class or Group:



From your Record Book, select Manage Groups

Then select Create New Groups

**Manage Groups**

[< Back](#)

School  
**Project M School**

Groups

[Create New Groups](#)





# How to Group your Students

< Back

Class  
**7th Grade, Project M School**

Change Selection

---

Subject      Scale      Default Grouping Based on

Reading      Star Reading Enterprise      District Benchmark

Create Groups



Next, select your class, subject, Star Enterprise for scale, and District Benchmark. Then click Create Groups.

# How to Group your Students

< Back

Class

7th Grade, Project M School

Subject

Reading

Scale

Star Reading Enterprise

1

Teal Group

✕

2

Purple Group

✕

3

Sky Group

✕

4

Orange Group

✕

Add

Assign Students to Groups

Save

Cancel

Student	SS	PR	1	2	3	4
Ohio, Wesley			<input checked="" type="checkbox"/>	<input type="checkbox"/>	<input type="checkbox"/>	<input type="checkbox"/>
Ohio, Sergio			<input checked="" type="checkbox"/>	<input type="checkbox"/>	<input type="checkbox"/>	<input type="checkbox"/>
Ohio, Jainyel			<input checked="" type="checkbox"/>	<input type="checkbox"/>	<input type="checkbox"/>	<input type="checkbox"/>

Students will be automatically grouped based on their most recent Star assessment.

You can change the group names, as well as move students into different groups.

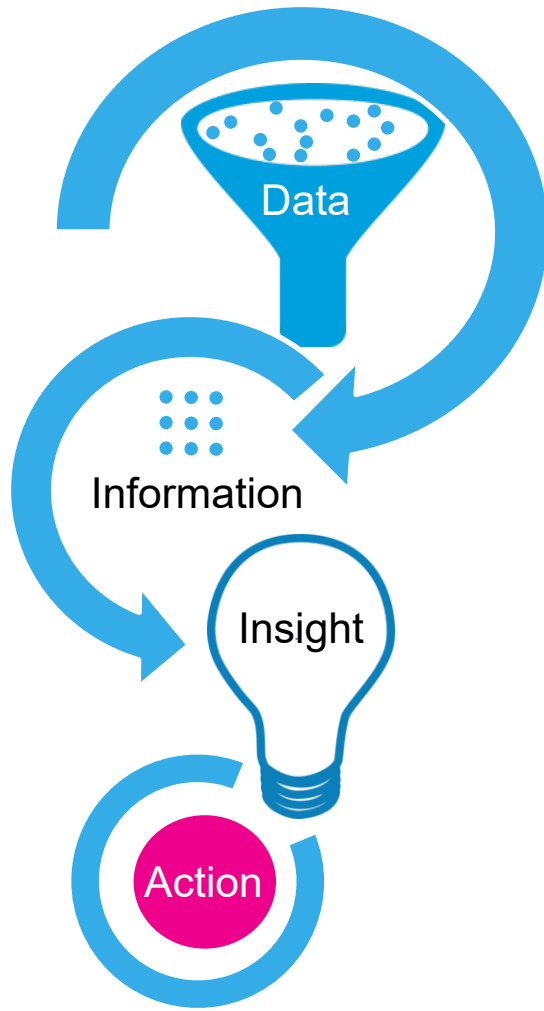
You can also click add to have a total of 10 different groups.



# Questions to ask

- How do you know how your students are performing academically?
- How do you know what students are ready to learn next?
- How do you differentiate learning for students?
- How do you find assignments and resources that will support student learning?





With insight based on student data, educators can plan targeted instruction and accelerate learning.

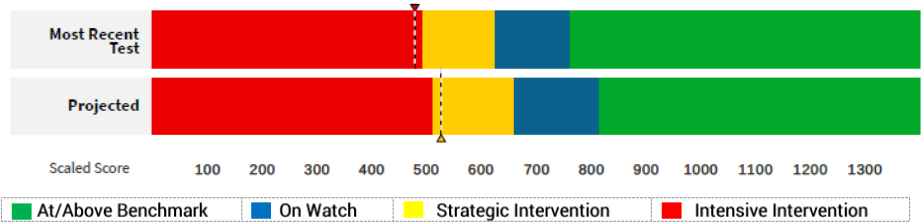
# Instructional Planning – Student Report

RENAISSANCE<sup>™</sup> **Instructional Planning – Student Report**  
Star Reading Enterprise Assessment (English)

School	Teacher	Class	Demographics	Scale	Benchmark Type
Tiger Middle 360	Pelot, Eric	Gr7 Class 1	All Demographics	Star Enterprise Scale	District

<b>A</b> Student	Test Date	Grade	Teacher	Class/Group
	Jan 1, 2019 12:09pm	7th	Cox, L.	Gr7 Class 1

**District Benchmark, Grade 7**



**Star Reading Enterprise Tests Results**

<p><b>SS</b> (Scaled Score)</p> <p><b>478</b></p> <p><b>Urgent Intervention</b> George's Scaled Score is based on the Star Enterprise scale.</p>	<p><b>Projected SS</b> (for 07/31/19)</p> <p><b>527</b></p> <p><b>Intervention</b> Projected Scaled Score is based on the Star Enterprise scale.</p>	<p><b>Growth Score</b> (Open Growth Score)</p> <p><b>-</b></p> <p>The Growth Score uses all psychometrically calibrated items across all assignments to estimate the students overall mastery of Reading.</p>
<p><b>PR</b> (Percentile Rank)</p> <p><b>9</b></p> <p>George scored higher than 99% of students nationally in the same grade.</p>	<p><b>IRL</b> (Instructional Reading Level)</p> <p><b>4.0</b></p> <p>George would be best served by instructional materials prepared at the fourth grade level.</p>	<p><b>ZPD</b> (Zone of Proximal Development)</p> <p><b>3.1 - 4.8</b></p> <p>George's ZPD identifies books at the right level to provide optimal reading challenge without frustration. Enter George's ZPD in ARBookFinder.com (<a href="http://www.ARBookFinder.com">http://www.ARBookFinder.com</a>) to find appropriate books.</p>

# Instructional Planning – Class Report

## RENAISSANCE® Instructional Planning – Class Report Star Math Enterprise

Generated Aug 21, 2020, 11:57 AM

School	Class	Date Range	Demographics	Scale
A School Somewhere	Algebra 1 -	07/09/19–06/30/20	All Demographics	Star Enterprise Scale

Class/Group	Teacher	Number of Students	Students With Tests
Algebra 1	Swoop, A.	30	30

### Latest Results

#### Median SS

(Scaled Score)

867

The median Scaled Score is based on the Star Enterprise scale selected.

#### Lowest SS

(Scaled Score)

714

The lowest Scaled Score across all latest assessments for students in the class/group.

#### Highest SS

(Scaled Score)

971

The highest Scaled Score across all latest assessments for students in the class/group.

#### Median PR

(Percentile Rank)

69

The median Percentile Rank for the class/group was higher than 69% of students nationally in the same grade.

#### Lowest PR

(Percentile Rank)

18

The lowest Percentile Rank for the class/group was higher than 18% of students nationally in the same grade.

#### Highest PR

(Percentile Rank)

94

The highest Percentile Rank for the class/group was higher than 94% of students nationally in the same grade.

### Suggested Skills (Core Progress Math built for PA)

Skill recommendations are based on the median score for the class/group. These skills are a starting point for instructional planning. Combine this information with your own knowledge of the student and use your professional judgment when designing an instructional program.

# Suggested Skills and Focus Skills

## Suggested Skills

Phillis's Star Reading Enterprise Tests score(s) suggests these skills from CPR for PA learning progressions would be challenging, but not too difficult. Combine this information with your own knowledge of the student and use your professional judgement when designing an instructional program. Use the CPR for PA learning progressions to see how these skills fit within the larger context of the progression.

## Informational Text

### Key Ideas and Details

This score suggests Phillis is ready for instruction and practice with the following skills:

- 12 **Focus Skill** Synthesize ideas to support conclusions

### Craft and Structure

This score suggests Phillis is ready for instruction and practice with the following skills:

- 12 Analyze elements that affect author's purpose
- 12 **Focus Skill** Evaluate rhetorical devices used in an argument
- 12 **Focus Skill** Analyze role of author's values in an argument

### Integration of Knowledge and Ideas

This score suggests Phillis is ready for instruction and practice with the following skills:

- 12 Evaluate quality of evidence in an argument



# Instructional Planning Report

The Instructional Planning Report features



- Student level and class level reports
- Visual bar graph indication most recent score and the end of year projected score
- Suggested Skills identify which skills students are ready to learn next
- Focus Skills identify most critical skills to learn at each grade-level



# Breakout Room

## Teaching Your Students


- What insights did you gain from looking at the Instructional Planning Reports?
- How can you use those insights to help your students grow?








# Closing Learning Gaps

With Focus Skills



## About Renaissance Focus Skills

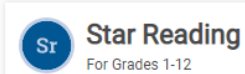
Focus Skills are—simply put—the **building blocks of student learning**. Based on extensive research into how learning progresses in reading and mathematics, Focus Skills provide a roadmap for closing learning gaps as you move every student toward greater mastery.

 <h3>Critical</h3> <p>Focus Skills are fundamental to student understanding, involving concepts that students must master in order to advance to the next step.</p>	 <h3>Impactful</h3> <p>Because Focus Skills are prerequisites for future learning, focusing instruction on these skills provides the greatest return in terms of student growth.</p>	 <h3>Standards-based</h3> <p>Focus Skills are identified through a detailed study of your state's standards of learning—and reflect your state's grade-level expectations.</p>
--	---	---

More info available at [www.renaissance.com/focus-skills/](http://www.renaissance.com/focus-skills/)

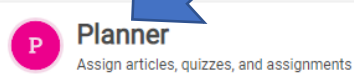
### ASSESS STUDENTS

Determine the skill level for each student



### PLAN INSTRUCTION

Teach skills recommended by state standards



When setting up a new lesson plan, you will have the option to assign this to your whole class, or groups that you have created. This will appear in the “Change Students” box.

You can select Reading or Math, as well as the specific week you would like to assign the plan.

From your home screen, select the Planner button. This will bring you to a new screen where you have the option to create a new plan.

A screenshot of the 'Planner' interface. At the top is a header with a pink circle containing 'P' and the word 'Planner'. Below this is a section titled 'New Lesson Plan Setup' with a 'Back to Plans' link on the right. The form contains several fields: 'School' with the text 'Project M School', 'Classes and Groups' with '7th Grade', 'Select Subject' with radio buttons for 'Reading' (selected) and 'Math', 'Select Week' with a calendar icon and the date range '09/14/2020 - 09/18/2020', and 'Name Your Plan' with a text box containing '7th Grade Reading Plan'. A blue button labeled 'Change Student(s)...' is on the right side of the form, with a blue arrow pointing to it from the top right. At the bottom are two buttons: 'Start Planning' and 'Cancel'.



**Focus Skills:** The most critical skills for a student to learn for success at grade level and to progress in subsequent grades.

**Learning progression** aligned to state standards, using scaled score as the entry point.




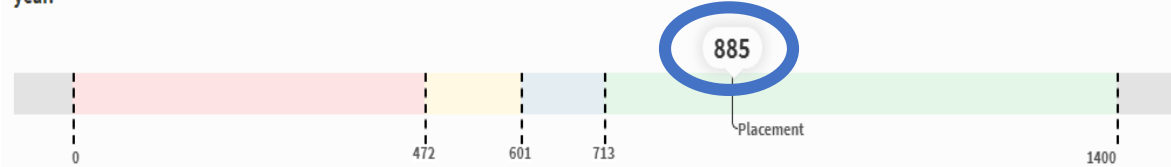
## Select Skills

Skills By Recommendation

Skills By Domain

My Content

There is no Scaled Score (SS)  data for this group of students. You are placed within 7th grade at the projected timeframe within the school year.



Skill Categories:





 Urgent Intervention  Intervention  On Watch  At/Above Benchmark

Find Skills or Standards...

Search

## 9th Grade Level

9th Grade Skills span Scaled Score of 870 to 952

- CCSS.ELA-Literacy.L.9-10.6 Vocabulary Acquisition and Use**  
**Use / expand academic and content vocabulary**   recommended
- CCSS.ELA-Literacy.RL.9-10.4 Craft and Structure**  
**Apply strategies to clarify academic words**  Recommended
- CCSS.ELA-Literacy.RI.9-10.4 Craft and Structure**  
**Apply strategies to clarify content-area words**  Recommended



Subject Reading	School Project M School	Class/Group 8th Grade
--------------------	----------------------------	--------------------------

**Selected Skills** [Change](#)

**Use / expand academic and content vocabulary**

Apply strategies to clarify academic words

Apply strategies to clarify content-area words

Resources for **CCSS.ELA-Literacy.L.9-10.6: Use / expand academic and content vocabulary**

1 filter selected [Clear filters](#)

**Practice** [Preview](#)

**Understand vocabulary in context - dwindled; Constructed Response; Depth of Knowledge 3 - Student**

RENAISSANCE

**Assessments** [Preview](#)

**Skill Check: Use / expand academic and content vocabulary (FORM A)**

5 Multiple Choice

Star Custom

**Practice** [Preview](#)

**Understand vocabulary in context - dwindled; Constructed Response; Depth of Knowledge 3 - Teacher**

RENAISSANCE [+ Add](#)

## Schedule

📅 09/14/2020 - 09/18/2020

### Monday 09/14/2020

Add resources with "+Add"

### Tuesday 09/15/2020

Understand vocabulary in context - dwindled; Constructed Response; Depth of Knowledge 3 - Student

### Wednesday 09/16/2020

Add resources with "+Add"

### Thursday 09/17/2020

Add resources with "+Add"

### Friday 09/18/2020

Skill Check: Use / expand academic and content vocabulary (FORM A)



**Assignment Days For Lesson Plan Skills**

MONDAY 9/14	TUESDAY 9/15	WEDNESDAY 9/16	THURSDAY 9/17	FRIDAY 9/18
Skill: Apply appropri...	Skill: Expand knowledge of general academic and content-area vocabulary independently (e.g., keep word lists, use word references) and ...			Skill: Apply appropri...

Teacher Resources (0) [Add Teacher Resources](#)

Assessments (1) [Add Assessments](#)

				<p>Skill Check: Use / expand academic and content vocabulary (FORM A)</p> <p>8th Grade</p> <p>Start: Fri, 09/18</p>
--	--	--	--	---

Student Assignments (1) [Add Assignments](#)

	<p>Understand vocabulary in context - dwindled; Constructed Response; Depth of Knowledge 3 – Student</p> <p>8th Grade</p> <p>Start: Tue, 09/15</p>			
--	--	--	--	--

[Back](#) [Create Assignments](#)

# Ren-U and SmartStart

- Log into Ren-U by going to [www.renaissance-u.com](http://www.renaissance-u.com)  
Username is your philasd.org email  
Password is Welcome1
- Look for the course on Goal Setting
- Look in SmartStart for instruction on how to group students


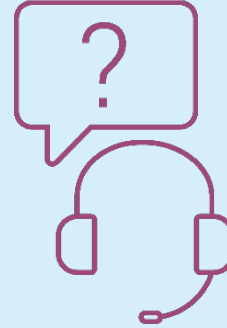




# Resources and support

## Star Help

- Live Chat
- Phone: 800-338-4204
- Email: [support@renaissance.com](mailto:support@renaissance.com)



**Please make sure that you log your attendance using this link:**



<https://forms.gle/kHRSHL1aZ9vMPBsAA>

This will be copied into the chat

**This is required for the district to log you Act 48 Hours!**



THE SCHOOL DISTRICT OF  
PHILADELPHIA

# Thank you!

Presenter –

Renaissance Project Manager – Greg Meluson

Email – [greg.meluson@renaissance.com](mailto:greg.meluson@renaissance.com)

[starassessment@philasd.org](mailto:starassessment@philasd.org)

RENAISSANCE

©Copyright 2020 Renaissance Learning, Inc. All rights reserved.

All logos, designs, and brand names for Renaissance products and services are trademarks of Renaissance Learning, Inc., and its subsidiaries, registered, common law, or pending registration in the United States.