

If you have a disability and the format of any material on our web pages interferes with your ability to access the information or you have a question regarding the School District's website accessibility, please contact us via any of the following means for assistance:

The School District of Philadelphia
Office of Family and Community Engagement
440 N. Broad Street, Suite 114
Philadelphia, PA 19130-4015
Email: ask@philasd.org
Tel: (215) 400-4000
Fax: (215) 400-4181

To help us respond in a manner most helpful to you, please indicate the nature of the accessibility problem, the web address of the requested material, your preferred format in which you want to receive the material (electronic format (ASCII, etc.), standard print, large print, etc.), and your contact information (name, email, telephone, and physical mailing address).



QUARTERLY SCHOOL MANAGER REPORT

FOR PERIOD ENDED MARCH 31, 2018

OPERATING BUDGET UPDATE

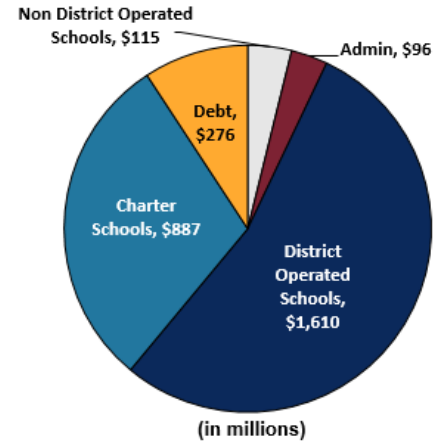
Category	FY18 Adopted Budget	FY18 Current Projection	FY18 YTD March 31, 2018
REVENUES			
Local Tax Revenue	1,236,963	1,268,437	1,024,145
Local Non Tax Revenue	122,892	134,436	7,182
State Revenue	1,572,651	1,594,343	958,192
Federal Revenue	16,713	16,976	14,652
Subtotal Operating Revenues	2,949,219	3,014,192	2,004,171
Total Other Financing Sources	289	1,169	115
Total Operating Revenues & Other Sources	2,949,508	3,015,361	2,004,286

Category	FY18 Adopted Budget	FY18 Current Projection	FY18 YTD March 31, 2018
EXPENDITURES			
A. District Operated Schools	1,578,220	1,625,746	1,095,224
B. Debt Service	271,891	274,064	225,027
C. Charter Schools	847,689	850,338	618,616
D. Charter Transportation	37,335	37,120	27,682
E. Other Non District Operated Schools	110,720	115,011	38,731
F. Administration	96,580	97,249	60,527
G. Undistributed Budgetary Adjustments	8,042	(18,513)	(6,019)
Subtotal Operating Expenditures	2,950,476	2,981,016	2,059,788
Other Financing Uses	2,627	3,433	1,691
Total Obligations & Other Uses	2,953,104	2,984,448	2,061,479

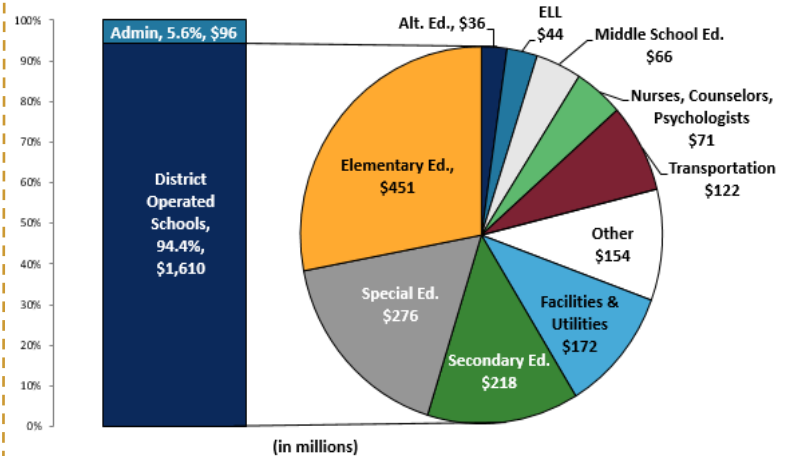
Operating Surplus (Deficit)	(3,596)	30,913	
Change in Reserves	(14,702)	(14,702)	
Operating Surplus/(Deficit) including Change in Reserves	(18,297)	16,211	
Prior Year Fund Balance	108,137	124,697	
Year End Fund Balance	89,839	140,907	

HOW WE SPEND

Operating Fund Overview (FY 2018 Current Projection)



School Expenditures by Category



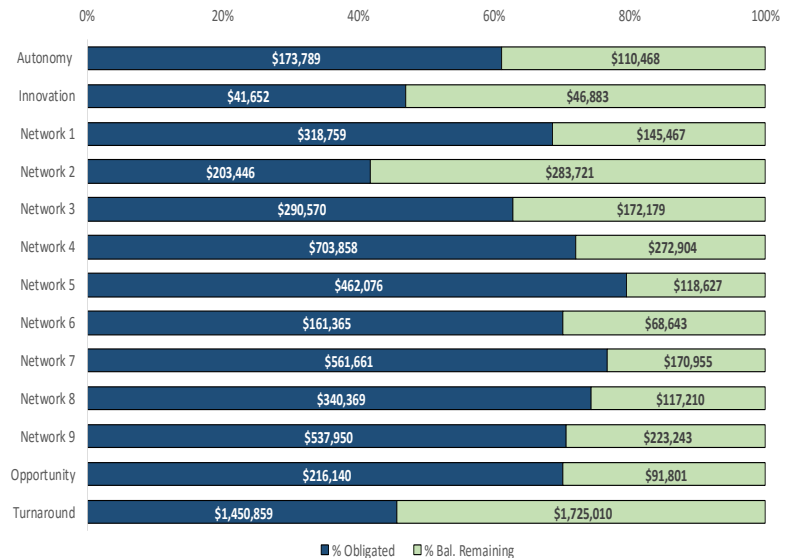
TITLE I SPEND

Title I is a 100% Federally funded supplemental education program that provides financial assistance to students who are educationally disadvantaged or at risk of failing to meet state requirements.

Full Time Salaries and Benefits

Category (\$ in thousands)	FY18 Budget	Expended YTD 3/31/18	% Bal. Remaining
Full Time Salaries	71,530	50,632	29%
All Benefits	51,957	32,248	38%
Total	123,487	82,880	33%

Part-Time Salary & Non-Personnel Obligated by Network





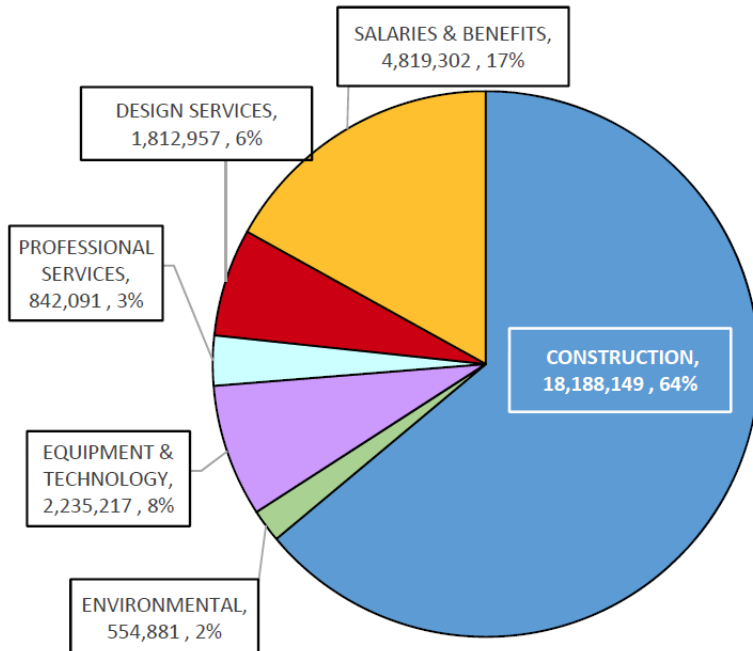
LARGEST VENDOR PAYMENTS

Activity through March 31, 2018

Vendor Name	Amount
Independence Blue Cross	\$64,537,564
Keystone Health Plan East Inc	\$57,876,561
Phila Federation Of Teachers	\$39,623,845
Southeastern Pa Transportation	\$35,112,469
Building Service 32Bj Benefit	\$22,336,820
Phila Performing Arts Charter	\$20,303,202
Olney Charter High School	\$18,333,244
First Philadelphia Charter	\$16,406,888
Mastery Charter Schools- Gratz	\$15,163,986
Agora Cyber Charter School	\$13,800,408

CAPITAL UPDATE

Q3 Capital Spending \$28.5 million



BUDGET TIMELINE

Quarter 1

- ☑ **July 2017** — SRC Authorizes the issuance and sale of Tax and Revenue Anticipation Notes for FY18
- ☑ **Aug 2017** — FY17 Q4 Quarterly School Manager Report released

Quarter 2

- ☑ **Oct 2017** — FY18 leveling finalized and staff in buildings — Enactment of FY18 State Budget
- ☑ **Nov 2017** — FY18 Q1 Quarterly School Manager Report released

Quarter 3

- ☑ **Feb 2018** — Governor's FY19 Budget Address and Proposed Budget — FY18 Q2 Quarterly School Manager Report released
- ☑ **Mar 2018** — Mayor's FY19 Budget Address and Proposed Budget — SRC approves FY19 Lump Sum Statement — School budgets for FY19 submitted

Quarter 4

- ☑ **Apr 2018** — FY19 Budget Books published — SRC Budget Hearing for FY19
- ☐ **May 2018** — City Council School District Budget Hearing — **FY18 Q3 Quarterly School Manager Report released** — SRC adoption of FY19 Budget and FY18 Amended Budget — City Council adoption of FY19 Budget — City Council passes bill to authorize District to levy FY19 taxes
- ☐ **June 2018** — Enactment of FY19 State budget — SRC approves authority to levy and assess FY19 taxes

CONTACT US

Management and Budget

215-400-4510

www.philasd.org/budget

Grants Fiscal Services

215-400-4890

www.philasd.org/grantcompliance/

Capital Programs

215-400-4730

www.philasd.org/capitalprograms/