

If you have a disability and the format of any material on our web pages interferes with your ability to access the information or you have a question regarding the School District's website accessibility, please contact us via any of the following means for assistance:

The School District of Philadelphia
Office of Family and Community Engagement
440 N. Broad Street, Suite 114
Philadelphia, PA 19130-4015
Email: ask@philasd.org
Tel: (215) 400-4000
Fax: (215) 400-4181

To help us respond in a manner most helpful to you, please indicate the nature of the accessibility problem, the web address of the requested material, your preferred format in which you want to receive the material (electronic format (ASCII, etc.), standard print, large print, etc.), and your contact information (name, email, telephone, and physical mailing address).



QUARTERLY SCHOOL MANAGER REPORT FOR PERIOD ENDED SEPTEMBER 30, 2018

OPERATING BUDGET UPDATE

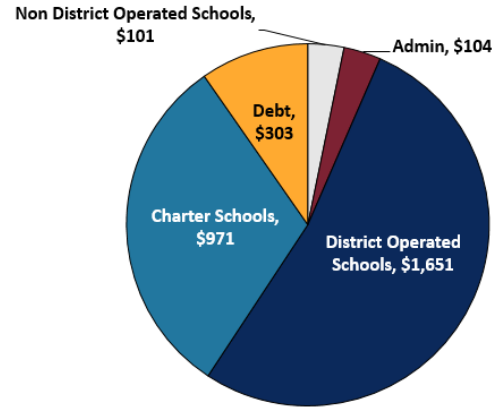
Category	FY19 Adopted Budget	FY19 Current Projection	FY19 YTD Sept. 30, 2018
REVENUES			
Local Tax Revenue	1,357,355	1,300,316	90,031
Local Non Tax Revenue	202,890	217,645	48,463
State Revenue	1,609,892	1,610,685	245,451
Federal Revenue	16,633	16,633	6,175
Subtotal Operating Revenues	3,186,770	3,145,279	390,120
Total Other Financing Sources	1,545	402	113
Total Operating Revenues & Other Sources	3,188,315	3,145,681	390,232

Category	FY19 Adopted Budget	FY19 Current Projection	FY19 YTD Sept. 30, 2018
EXPENDITURES			
A. District Operated Schools	1,667,945	1,671,480	232,639
B. Debt Service	302,924	297,319	165,027
C. Charter Schools	931,334	931,334	234,151
D. Charter Transportation	40,128	40,128	7,132
E. Other Non District Operated Schools	100,598	100,598	3,963
F. Administration	104,942	104,942	16,785
G. Undistributed Budgetary Adjustments	(20,084)	(20,084)	692
Subtotal Operating Expenditures	3,127,787	3,125,716	660,389
Other Financing Uses	1,731	1,731	0
Total Obligations & Other Uses	3,129,518	3,127,448	660,389

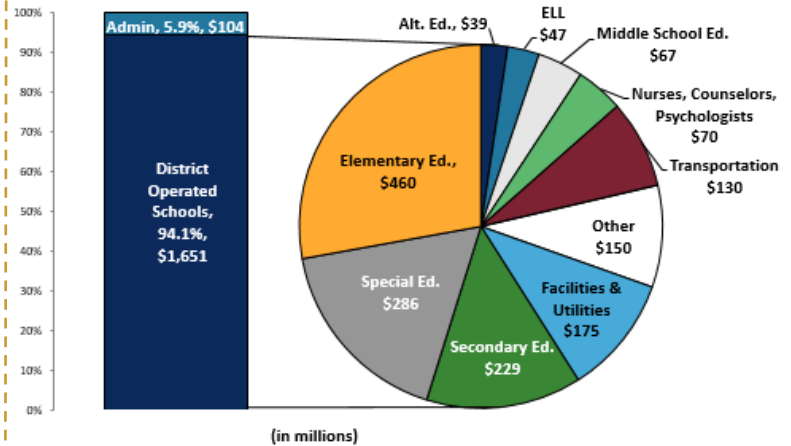
Operating Surplus (Deficit)	58,797	18,233	
Change in Reserves	4,633	4,633	
Reserve for Federal Cuts	(17,500)	(7,500)	
Operating Surplus/(Deficit) including Changes in Reserves	45,930	15,366	
Prior Year Fund Balance	148,572	163,974	
Year End Fund Balance	194,502	179,340	

HOW WE SPEND

Operating Fund Overview (FY 2019 Adopted Budget)



School Expenditures by Category



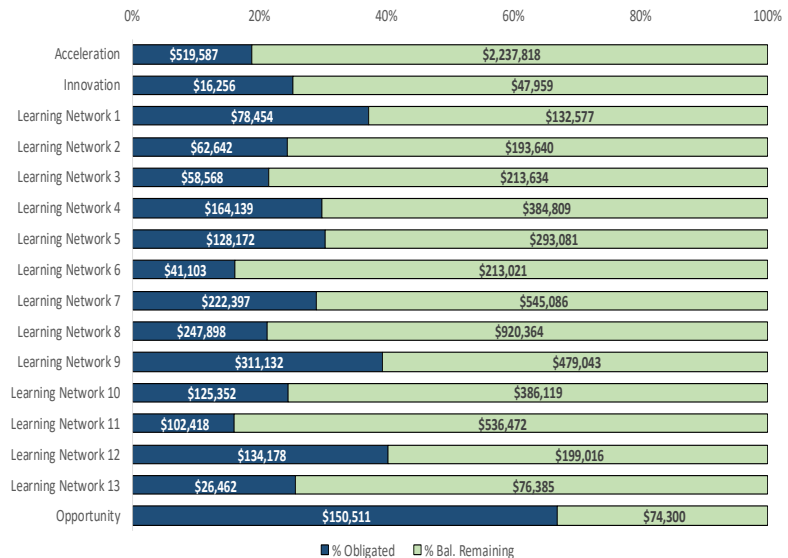
TITLE I SPEND

Title I is a 100% Federally funded supplemental education program that provides financial assistance to students who are educationally disadvantaged or at risk of failing to meet state requirements.

Full Time Salaries and Benefits

Category (\$ in thousands)	FY19 Budget	Expended YTD 9/30/18	% Bal. Remaining
Full Time Salaries	79,101	8,862	89%
All Benefits	53,916	7,705	86%
Total	133,017	16,568	88%

Part-Time Salary & Non-Personnel Obligated by Network





LARGEST VENDOR PAYMENTS

Activity through September 30, 2018

Vendor Name	Amount
Independence Blue Cross	\$21,795,584
Keystone Health Plan East Inc	\$21,537,632
Southeastern Pa Transportation	\$15,820,313
Phila Federation Of Teachers	\$11,511,169
Visual Sound Inc	\$8,566,365
Phila Performing Arts Charter	\$7,827,081
Building Service 32Bj Benefit	\$7,789,144
Olney Charter High School	\$7,310,480
Mulhern Electric Co	\$7,081,617
Mastery Charter Schools- Gratz	\$6,137,536

BUDGET TIMELINE

Quarter 1

- ☑ **July 2018** — Board of Education authorizes the issuance and sale of Tax and Revenue Anticipation Notes for FY19
- ☑ **Aug 2018** — FY18 Q4 Quarterly School Manager Report released

Quarter 2

- ☑ **Oct 2018** — FY19 leveling finalized and staff in buildings
- ☑ **Nov 2018** — FY19 Q1 Quarterly School Manager Report released

Quarter 3

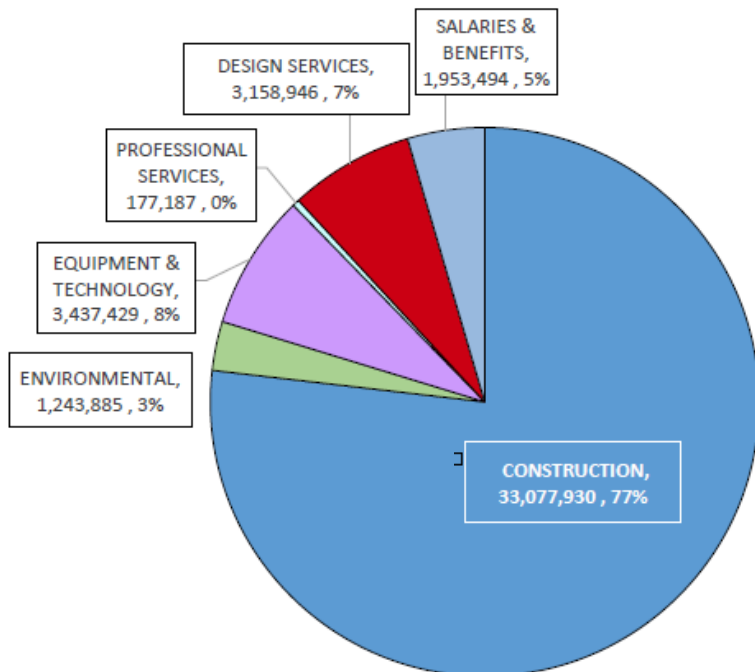
- ☐ **Feb 2019** — Governor's FY20 Budget Address and Proposed Budget
— FY19 Q2 Quarterly School Manager Report released
- ☐ **Mar 2019** — Mayor's FY20 Budget Address and Proposed Budget
— Board of Education approves FY20 Lump Sum Statement
— School budgets for FY20 submitted

Quarter 4

- ☐ **Apr 2019** — FY20 Budget Books published
— Board of Education Budget Hearing for FY20
- ☐ **May 2019** — City Council School District Budget Hearing
— FY19 Q3 Quarterly School Manager Report released
— Board of Education adoption of FY20 Budget and FY19 Amended Budget
— City Council adoption of FY20 Budget
— City Council passes bill to authorize District to levy FY20 taxes
- ☐ **June 2019** — Enactment of FY20 State budget
— Board of Education approves authority to levy and assess FY20 taxes

CAPITAL UPDATE

Q1 Capital Spending \$43.0 million



CONTACT US

Management and Budget

215-400-4510

www.philasd.org/budget

Grants Fiscal Services

215-400-4890

www.philasd.org/grantcompliance/

Capital Programs

215-400-4730

www.philasd.org/capitalprograms/