

If you have a disability and the format of any material on our web pages interferes with your ability to access the information or you have a question regarding the School District's website accessibility, please contact us via any of the following means for assistance:

The School District of Philadelphia
Office of Family and Community Engagement
440 N. Broad Street, Suite 114
Philadelphia, PA 19130-4015
Email: ask@philasd.org
Tel: (215) 400-4000
Fax: (215) 400-4181

To help us respond in a manner most helpful to you, please indicate the nature of the accessibility problem, the web address of the requested material, your preferred format in which you want to receive the material (electronic format (ASCII, etc.), standard print, large print, etc.), and your contact information (name, email, telephone, and physical mailing address).



QUARTERLY SCHOOL MANAGER REPORT FOR PERIOD ENDED DECEMBER 31, 2018

OPERATING BUDGET UPDATE

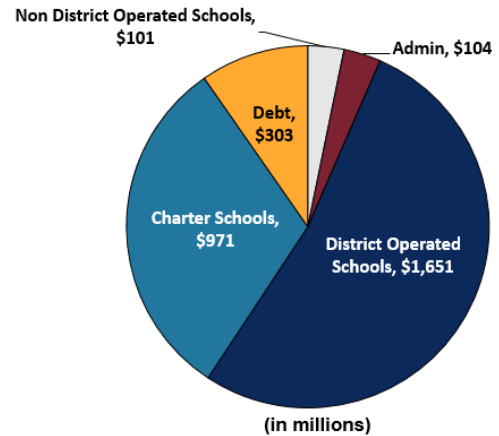
Category	FY19 Adopted Budget	FY19 Current Projection	FY19 YTD Dec. 31, 2018
REVENUES			
Local Tax Revenue	1,357,355	1,285,559	253,063
Local Non Tax Revenue	202,890	221,572	96,503
State Revenue	1,609,892	1,612,423	655,647
Federal Revenue	16,633	16,982	6,175
Subtotal Operating Revenues	3,186,770	3,136,536	1,011,388
Total Other Financing Sources	1,545	402	113
Total Operating Revenues & Other Sources	3,188,315	3,136,938	1,011,501

Category	FY19 Adopted Budget	FY19 Current Projection	FY19 YTD Dec. 31, 2018
EXPENDITURES			
A. District Operated Schools	1,667,945	1,681,036	696,947
B. Debt Service	302,924	300,349	199,391
C. Charter Schools	931,334	950,334	467,525
D. Charter Transportation	40,128	39,654	18,886
E. Other Non District Operated Schools	100,598	97,757	16,889
F. Administration	104,942	108,091	43,182
G. Undistributed Budgetary Adjustments	(20,084)	(21,310)	662
Subtotal Operating Expenditures	3,127,787	3,155,910	1,443,482
Other Financing Uses	1,731	1,910	0
Total Obligations & Other Uses	3,129,518	3,157,821	1,443,482

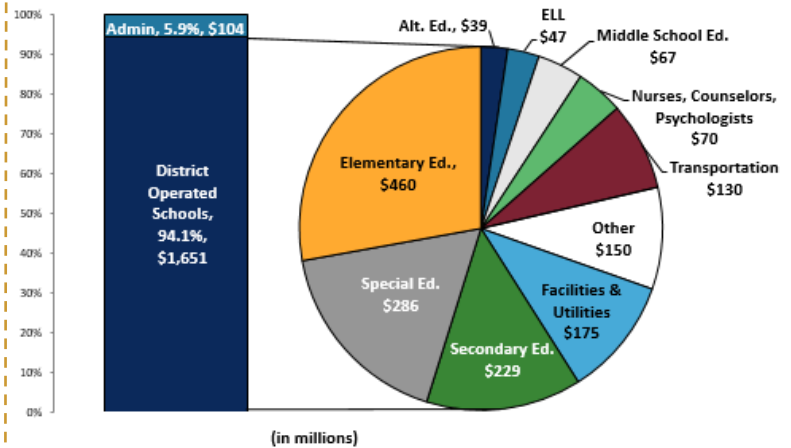
Operating Surplus (Deficit)	58,797	(20,883)	
Change in Reserves	4,633	4,633	
Reserve for Federal Cuts	(17,500)	0	
Operating Surplus/(Deficit) including Changes in Reserves	45,930	(16,249)	
Prior Year Fund Balance	148,572	169,478	
Year End Fund Balance	194,502	153,229	

HOW WE SPEND

Operating Fund Overview (FY 2019 Adopted Budget)



School Expenditures by Category



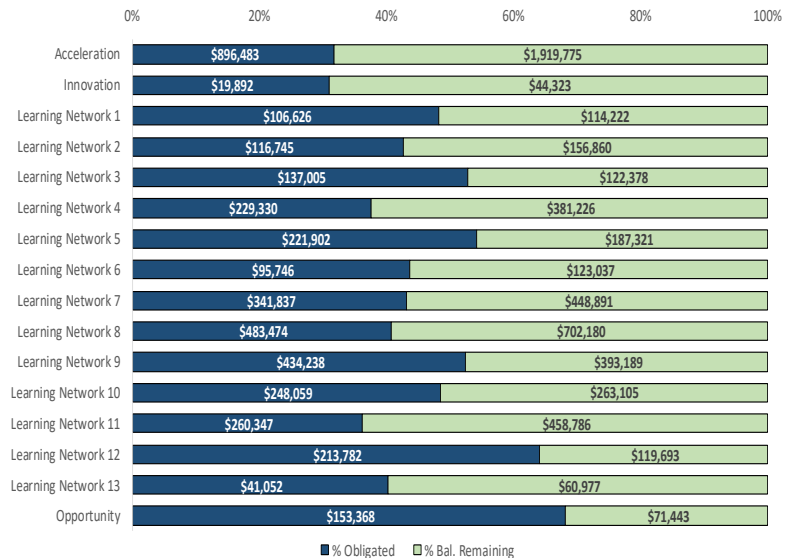
TITLE I SPEND

Title I is a 100% Federally funded supplemental education program that provides financial assistance to students who are educationally disadvantaged or at risk of failing to meet state requirements.

Full Time Salaries and Benefits

Category (\$ in thousands)	FY19 Budget	Expended YTD 12/31/18	% Bal. Remaining
Full Time Salaries	79,660	33,205	58%
All Benefits	54,375	22,099	59%
Total	134,035	55,304	59%

Part-Time Salary & Non-Personnel Obligated by Network





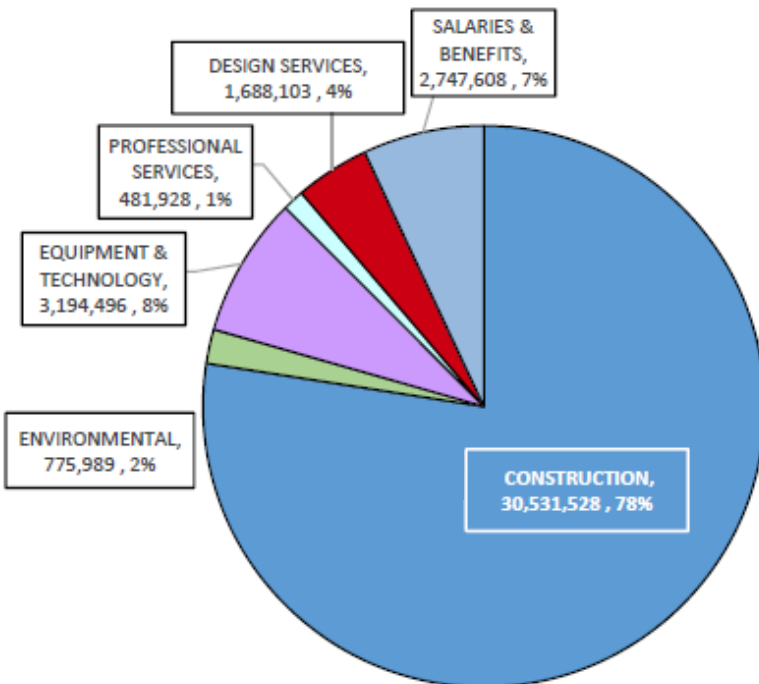
LARGEST VENDOR PAYMENTS

Activity through December 31, 2018

Vendor Name	Amount
Independence Blue Cross	\$44,506,864
Keystone Health Plan East Inc	\$42,777,207
Southeastern Pa Transportation	\$27,619,007
Phila Federation Of Teachers	\$26,063,559
Building Service 32Bj Benefit	\$15,417,868
Phila Performing Arts Charter	\$15,105,374
Olney Charter High School	\$13,821,459
First Philadelphia Charter	\$11,834,989
Agora Cyber Charter School	\$11,824,458
Mastery Charter Schools- Gratz	\$11,153,697

CAPITAL UPDATE

Q2 Capital Spending \$39.4 million



BUDGET TIMELINE

Quarter 1

- July 2018** — Board of Education authorizes the issuance and sale of Tax and Revenue Anticipation Notes for FY19
- Aug 2018** — FY18 Q4 Quarterly School Manager Report released

Quarter 2

- Oct 2018** — FY19 leveling finalized and staff in buildings
- Nov 2018** — FY19 Q1 Quarterly School Manager Report released

Quarter 3

- Feb 2019** — Governor's FY20 Budget Address and Proposed Budget
— **FY19 Q2 Quarterly School Manager Report released**
- Mar 2019** — Mayor's FY20 Budget Address and Proposed Budget
— Board of Education approves FY20 Lump Sum Statement
— School budgets for FY20 submitted

Quarter 4

- Apr 2019** — FY20 Budget Books published
— Board of Education Budget Hearing for FY20
- May 2019** — City Council School District Budget Hearing
— FY19 Q3 Quarterly School Manager Report released
— Board of Education adoption of FY20 Budget and FY19 Amended Budget
— City Council adoption of FY20 Budget
— City Council passes bill to authorize District to levy FY20 taxes
- June 2019** — Enactment of FY20 State budget
— Board of Education approves authority to levy and assess FY20 taxes

CONTACT US

Management and Budget

215-400-4510

www.philasd.org/budget

Grants Fiscal Services

215-400-4890

www.philasd.org/grantcompliance/

Capital Programs

215-400-4730

www.philasd.org/capitalprograms/