



QUARTERLY SCHOOL MANAGER REPORT FOR PERIOD ENDED JUNE 30, 2019

OPERATING BUDGET UPDATE

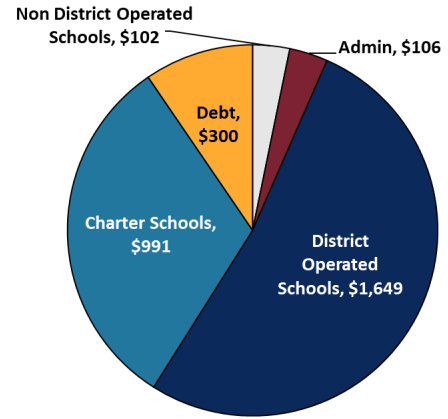
Category	FY19 Amended Budget	FY19 Current Projection	Current Projection Over (Under)
REVENUES			
Local Tax Revenue	1,339,310	1,347,146	7,836
Local Non Tax Revenue	220,621	223,476	2,855
State Revenue	1,598,151	1,607,405	9,254
Federal Revenue	17,001	16,847	(154)
Subtotal Operating Revenues	3,175,083	3,194,875	19,792
Total Other Financing Sources	402	402	0
Total Operating Revenues & Other Sources	3,175,485	3,195,277	19,792

Category	FY19 Amended Budget	FY19 Current Projection	Current Projection Over (Under)
EXPENDITURES			
A. District Operated Schools	1,671,605	1,670,647	(958)
B. Debt Service	300,349	300,332	(17)
C. Charter Schools	950,334	968,115	17,781
D. Charter Transportation	40,374	39,196	(1,178)
E. Other Non District Operated Schools	101,679	99,450	(2,229)
F. Administration	107,270	103,777	(3,493)
G. Undistributed Budgetary Adjustments	(26,510)	(24,264)	2,246
Subtotal Operating Expenditures	3,145,102	3,157,254	12,152
Other Financing Uses	1,865	1,865	0
Total Obligations & Other Uses	3,146,966	3,159,119	12,153

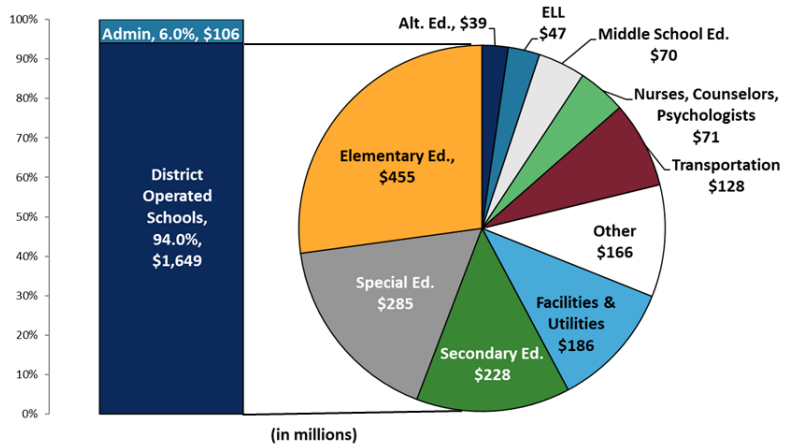
Operating Surplus (Deficit)	28,519	36,159	7,640
Change in Reserves	4,633	4,633	0
Operating Surplus/(Deficit) including Change in Reserves	33,152	40,792	7,640
Prior Year Fund Balance	169,466	169,466	0
Adjustment of Prior Year Balance	4,187	4,187	0
Year End Fund Balance	206,805	214,445	7,640

HOW WE SPEND

Operating Fund Overview (FY 2019 Amended Budget)



School Expenditures by Category



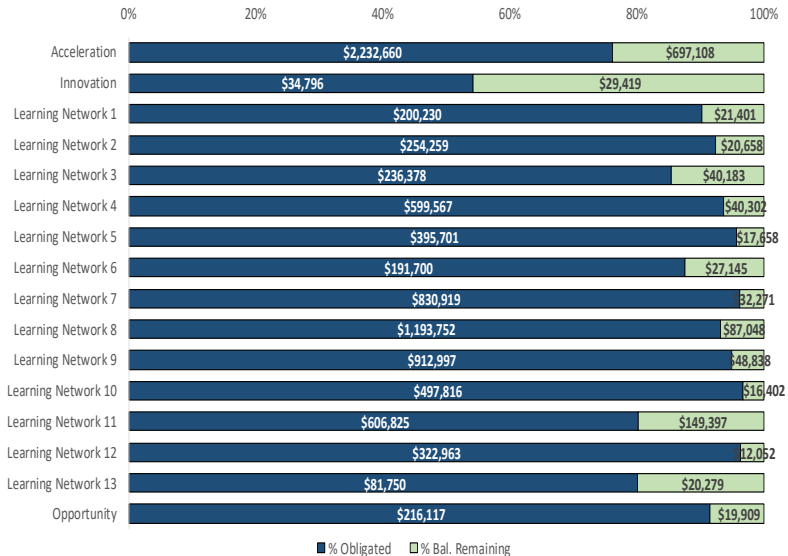
TITLE I SPEND

Title I is a 100% Federally funded supplemental education program that provides financial assistance to students who are educationally disadvantaged or at risk of failing to meet state requirements.

Full Time Salaries and Benefits

Category (\$ in thousands)	FY19 Budget	Expended YTD 6/30/19	% Bal. Remaining
Full Time Salaries	79,464	75,533	5%
All Benefits	54,039	47,412	12%
Total	133,502	122,946	8%

Part-Time Salary & Non-Personnel Obligated by Network





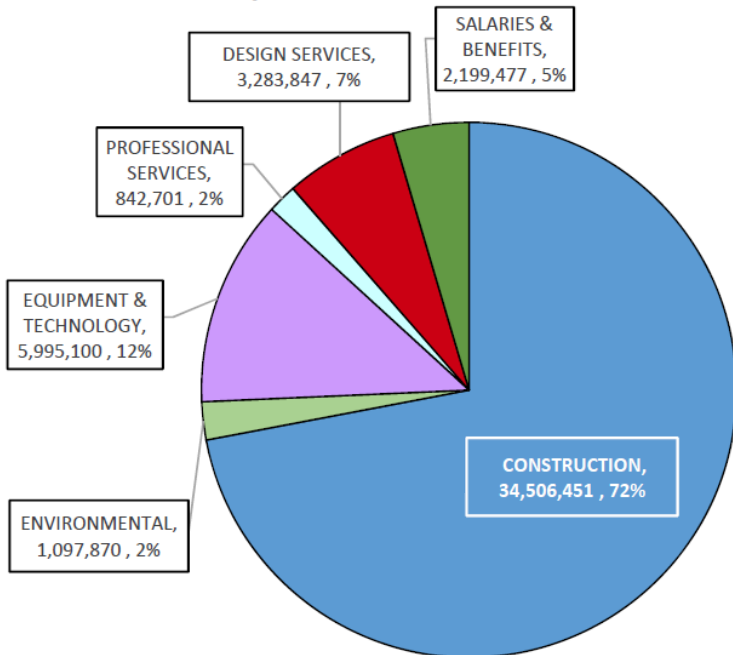
LARGEST VENDOR PAYMENTS

Activity through June 30, 2019

Vendor Name	Amount
Independence Blue Cross	\$88,833,715
Keystone Health Plan East Inc	\$85,030,725
Phila Federation Of Teachers	\$50,640,544
Southeastern Pa Transportation	\$35,894,557
Building Service 32Bj Benefit	\$31,921,823
Kelly Services Inc	\$31,382,103
Phila Performing Arts Charter	\$30,744,259
Olney Charter High School	\$27,167,382
First Philadelphia Charter	\$24,306,669
Durham School Services Lp	\$22,059,516

CAPITAL UPDATE

Q4 Capital Spending \$47.9 million



BUDGET TIMELINE

Quarter 1

- July 2019** — Board of Education authorizes the issuance and sale of Tax and Revenue Anticipation Notes for FY20
- Aug 2019** — FY19 Q4 Quarterly School Manager Report released

Quarter 2

- Oct 2019** — FY20 leveling finalized and staff in buildings
- Nov 2019** — FY20 Q1 Quarterly School Manager Report released

Quarter 3

- Feb 2020** — Governor's FY21 Budget Address and Proposed Budget
— FY20 Q2 Quarterly School Manager Report released
- Mar 2020** — Mayor's FY21 Budget Address and Proposed Budget
— Board of Education approves FY21 Lump Sum Statement
— School budgets for FY21 submitted

Quarter 4

- Apr 2020** — FY21 Budget Books published
— Board of Education Budget Hearing for FY21
- May 2020** — City Council School District Budget Hearing
— FY20 Q3 Quarterly School Manager Report released
— Board of Education adoption of FY21 Budget and FY20 Amended Budget
— City Council adoption of FY21 Budget
— City Council passes bill to authorize District to levy FY21 taxes
- June 2020** — Enactment of FY21 State budget
— Board of Education approves authority to levy and assess FY21 taxes

CONTACT US

Management and Budget

215-400-4510

www.philasd.org/budget

Grants Fiscal Services

215-400-4890

www.philasd.org/grantcompliance/

Capital Programs

215-400-4730

www.philasd.org/capitalprograms/