

If you have a disability and the format of any material on our web pages interferes with your ability to access the information or you have a question regarding the School District's website accessibility, please contact us via any of the following means for assistance:

The School District of Philadelphia
Office of Family and Community Engagement
440 N. Broad Street, Suite 114
Philadelphia, PA 19130-4015
Email: ask@philasd.org
Tel: (215) 400-4000
Fax: (215) 400-4181

To help us respond in a manner most helpful to you, please indicate the nature of the accessibility problem, the web address of the requested material, your preferred format in which you want to receive the material (electronic format (ASCII, etc.), standard print, large print, etc.), and your contact information (name, email, telephone, and physical mailing address).



QUARTERLY SCHOOL MANAGER REPORT FOR PERIOD ENDED SEPTEMBER 30, 2019

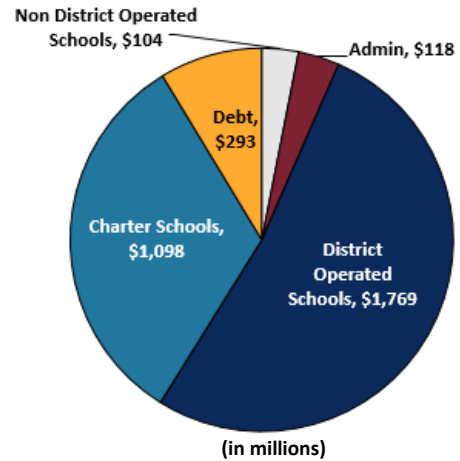
OPERATING BUDGET UPDATE

Category (\$ in thousands)	FY20 Adopted Budget	FY20 Current Projection	FY20 YTD Sept. 30, 2019
REVENUES			
Local Tax Revenue	1,348,135	1,341,251	91,061
Local Non Tax Revenue	249,000	257,442	57,295
State Revenue	1,724,356	1,676,223	259,899
Federal Revenue	16,857	16,890	6,156
Subtotal Operating Revenues	3,338,348	3,291,807	414,411
Total Other Financing Sources	2,304	2,304	0
Total Operating Revenues & Other Sources	3,340,652	3,294,111	414,411

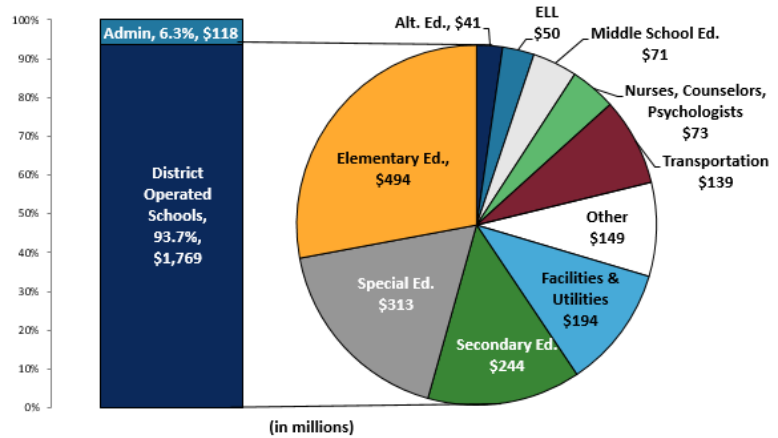
Category (\$ in thousands)	FY20 Adopted Budget	FY20 Current Projection	FY20 YTD Sept. 30, 2019
EXPENDITURES			
A. District Operated Schools	1,785,921	1,740,476	228,643
B. Debt Service	293,171	293,171	158,222
C. Charter Schools	1,055,446	1,055,446	253,243
D. Charter Transportation	42,322	42,322	3,409
E. Other Non District Operated Schools	104,288	104,288	2,754
F. Administration	119,472	119,472	21,517
G. Undistributed Budgetary Adjustments	(20,523)	(20,523)	114
Subtotal Operating Expenditures	3,380,098	3,334,653	667,902
Other Financing Uses	2,172	2,172	0
Total Obligations & Other Uses	3,382,270	3,336,825	667,902
Operating Surplus (Deficit)	(41,618)	(42,714)	
Change in Reserves	(13,321)	(13,321)	
Operating Surplus/(Deficit) including Change in Reserves	(54,939)	(56,035)	
Prior Year Fund Balance	206,805	214,445	
Year End Fund Balance	151,866	158,410	

HOW WE SPEND

Operating Fund Overview (FY 2020 Adopted Budget)



School Expenditures by Category



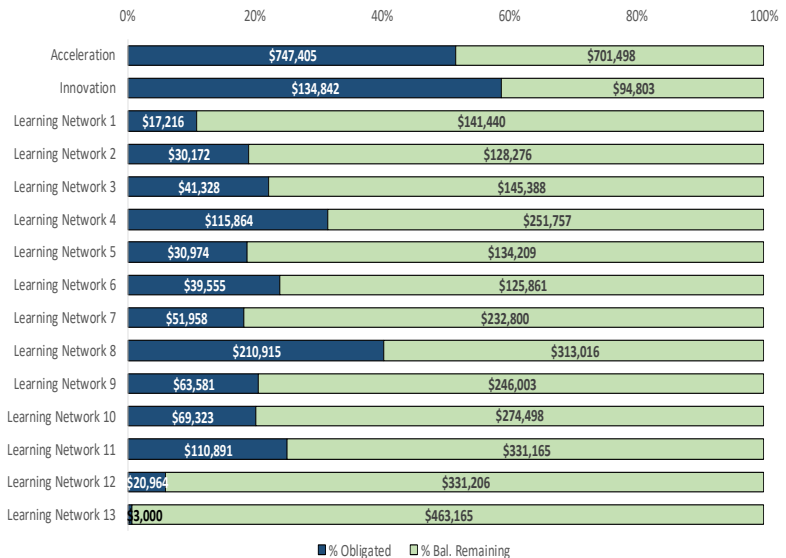
TITLE I SPEND

Title I is a 100% Federally funded supplemental education program that provides financial assistance to students who are educationally disadvantaged or at risk of failing to meet state requirements.

Full Time Salaries and Benefits

Category (\$ in thousands)	FY20 Budget	Expended YTD 9/30/19	% Bal. Remaining
Full Time Salaries	84,098	11,646	86%
All Benefits	56,172	12,512	78%
Total	140,270	24,158	83%

Part-Time Salary & Non-Personnel Obligated by Network





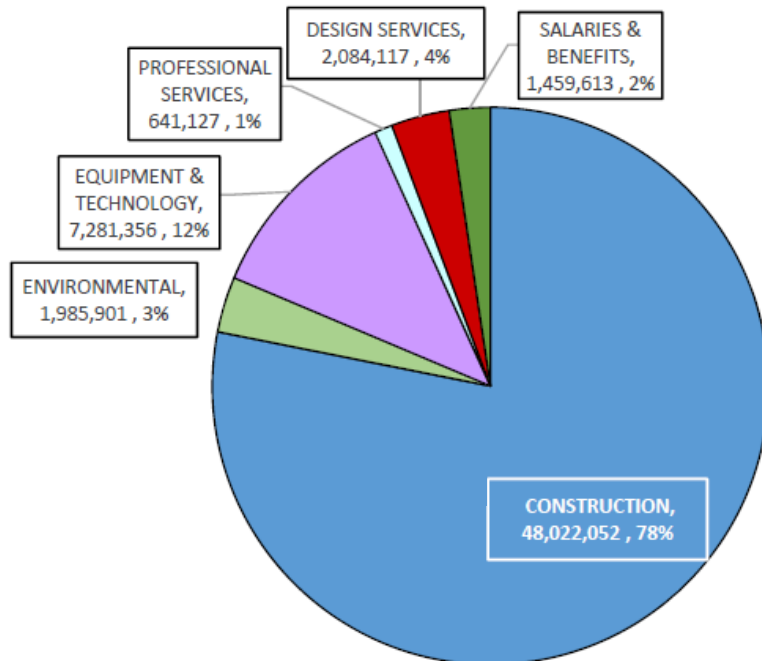
LARGEST VENDOR PAYMENTS

Activity through September 30, 2019

Vendor Name	Amount
KEYSTONE HEALTH PLAN EAST INC	\$14,651,018
INDEPENDENCE BLUE CROSS	\$12,732,129
AGORA CYBER CHARTER SCHOOL	\$9,064,924
PHILA FEDERATION OF TEACHERS	\$5,891,404
PHILA PERFORMING ARTS CHARTER	\$5,375,439
OLNEY CHARTER HIGH SCHOOL	\$4,507,060
FIRST PHILADELPHIA CHARTER	\$4,259,709
SOUTHEASTERN PA TRANSPORTATION	\$4,080,690
NORESCO LLC	\$3,999,940
CATAPULT LEARNING LLC	\$3,952,005

CAPITAL UPDATE

Q1 Capital Spending \$61.5 million



BUDGET TIMELINE

Quarter 1

- ☑ **July 2019** — Board of Education authorizes the issuance and sale of Tax and Revenue Anticipation Notes for FY20
- ☑ **Aug 2019** — FY19 Q4 Quarterly School Manager Report released

Quarter 2

- ☑ **Oct 2019** — FY20 leveling finalized and staff in buildings
- ☑ **Nov 2019** — FY20 Q1 Quarterly School Manager Report released

Quarter 3

- ☐ **Feb 2020** — Governor's FY21 Budget Address and Proposed Budget
— FY20 Q2 Quarterly School Manager Report released
- ☐ **Mar 2020** — Mayor's FY21 Budget Address and Proposed Budget
— Board of Education approves FY21 Lump Sum Statement
— School budgets for FY21 submitted

Quarter 4

- ☐ **Apr 2020** — FY21 Budget Books published
— Board of Education Budget Hearing for FY21
- ☐ **May 2020** — City Council School District Budget Hearing
— FY20 Q3 Quarterly School Manager Report released
— Board of Education adoption of FY21 Budget and FY20 Amended Budget
— City Council adoption of FY21 Budget
— City Council passes bill to authorize District to levy FY21 taxes
- ☐ **June 2020** — Enactment of FY21 State budget
— Board of Education approves authority to levy and assess FY21 taxes

CONTACT US

Management and Budget

215-400-4510

www.philasd.org/budget

Grants Fiscal Services

215-400-4890

www.philasd.org/grantcompliance/

Capital Programs

215-400-4730

www.philasd.org/capitalprograms/