

If you have a disability and the format of any material on our web pages interferes with your ability to access the information or you have a question regarding the School District's website accessibility, please contact us via any of the following means for assistance:

The School District of Philadelphia  
Office of Family and Community Engagement  
440 N. Broad Street, Suite 114  
Philadelphia, PA 19130-4015  
Email: [ask@philasd.org](mailto:ask@philasd.org)  
Tel: (215) 400-4000  
Fax: (215) 400-4181

To help us respond in a manner most helpful to you, please indicate the nature of the accessibility problem, the web address of the requested material, your preferred format in which you want to receive the material (electronic format (ASCII, etc.), standard print, large print, etc.), and your contact information (name, email, telephone, and physical mailing address).



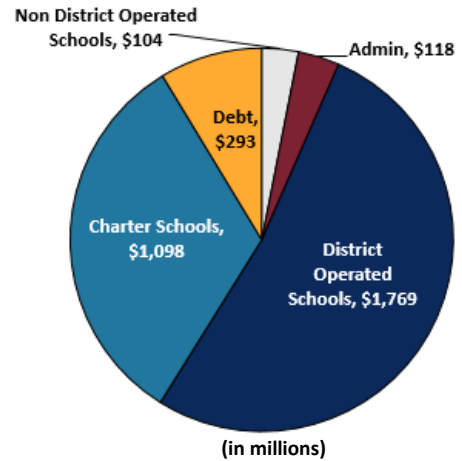
## QUARTERLY SCHOOL MANAGER REPORT FOR PERIOD ENDED DECEMBER 31, 2019

### OPERATING BUDGET UPDATE

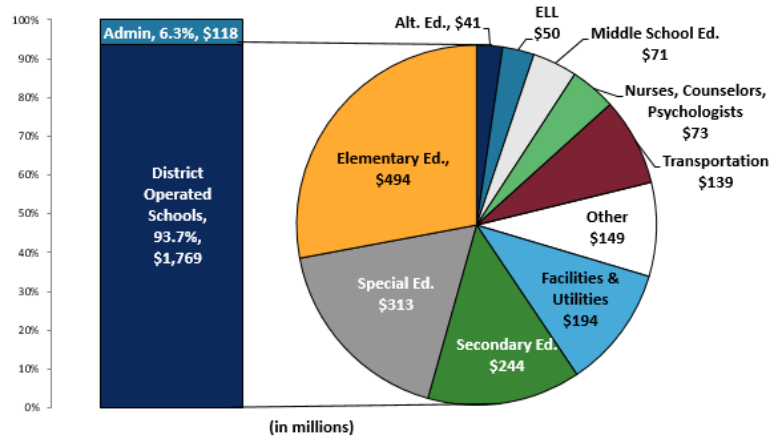
Category (\$ in thousands)	FY20 Adopted Budget	FY20 Current Projection	FY20 YTD Dec. 31, 2019
<b>REVENUES</b>			
Local Tax Revenue	1,348,135	1,352,205	268,452
Local Non Tax Revenue	249,000	264,552	116,095
State Revenue	1,724,356	1,678,878	701,446
Federal Revenue	16,857	16,890	8,335
<b>Subtotal Operating Revenues</b>	<b>3,338,348</b>	<b>3,312,525</b>	<b>1,094,328</b>
Total Other Financing Sources	2,304	7,587	3,912
<b>Total Operating Revenues &amp; Other Sources</b>	<b>3,340,652</b>	<b>3,320,112</b>	<b>1,098,240</b>
<b>EXPENDITURES</b>			
A. District Operated Schools	1,785,921	1,765,865	730,987
B. Debt Service	293,171	288,218	196,406
C. Charter Schools	1,055,446	1,055,446	592,513
D. Charter Transportation	42,322	42,322	21,097
E. Other Non District Operated Schools	104,288	99,858	13,687
F. Administration	119,472	124,402	51,903
G. Undistributed Budgetary Adjustments	(20,523)	(21,740)	1,586
<b>Subtotal Operating Expenditures</b>	<b>3,380,098</b>	<b>3,354,372</b>	<b>1,608,179</b>
Other Financing Uses	2,172	1,883	0
<b>Total Obligations &amp; Other Uses</b>	<b>3,382,270</b>	<b>3,356,255</b>	<b>1,608,179</b>
<b>Operating Surplus (Deficit)</b>	<b>(41,618)</b>	<b>(36,142)</b>	
Impact of Refunding	0	(1,864)	
Change in Reserves	(13,321)	(13,321)	
<b>Operating Surplus/(Deficit) including Change in Reserves</b>	<b>(54,939)</b>	<b>(51,327)</b>	
Prior Year Fund Balance	206,805	222,607	
<b>Year End Fund Balance</b>	<b>151,866</b>	<b>171,280</b>	

### HOW WE SPEND

Operating Fund Overview (FY 2020 Adopted Budget)



School Expenditures by Category



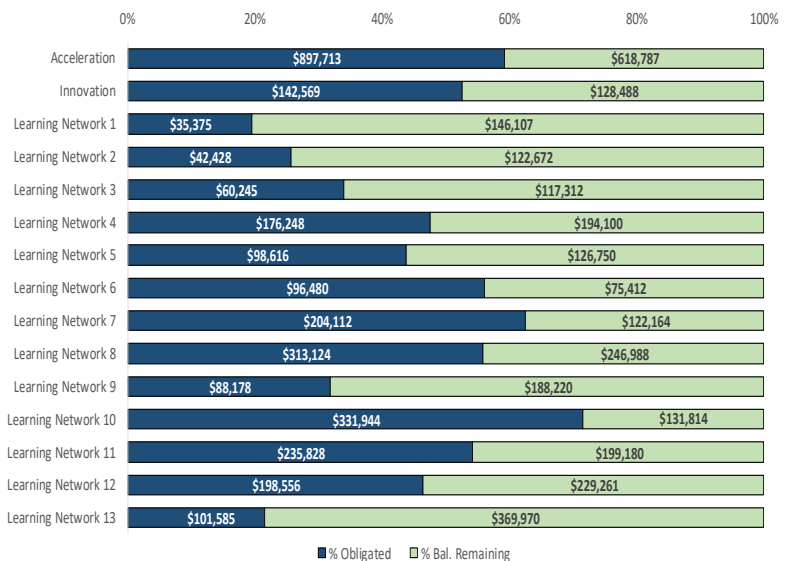
### TITLE I SPEND

Title I is a 100% Federally funded supplemental education program that provides financial assistance to students who are educationally disadvantaged or at risk of failing to meet state requirements.

#### Full Time Salaries and Benefits

Category (\$ in thousands)	FY20 Budget	Expended YTD 12/31/19	% Bal. Remaining
Full Time Salaries	83,128	32,366	61%
All Benefits	55,402	21,144	62%
<b>Total</b>	<b>138,529</b>	<b>53,509</b>	<b>61%</b>

Part-Time Salary & Non-Personnel Obligated by Network





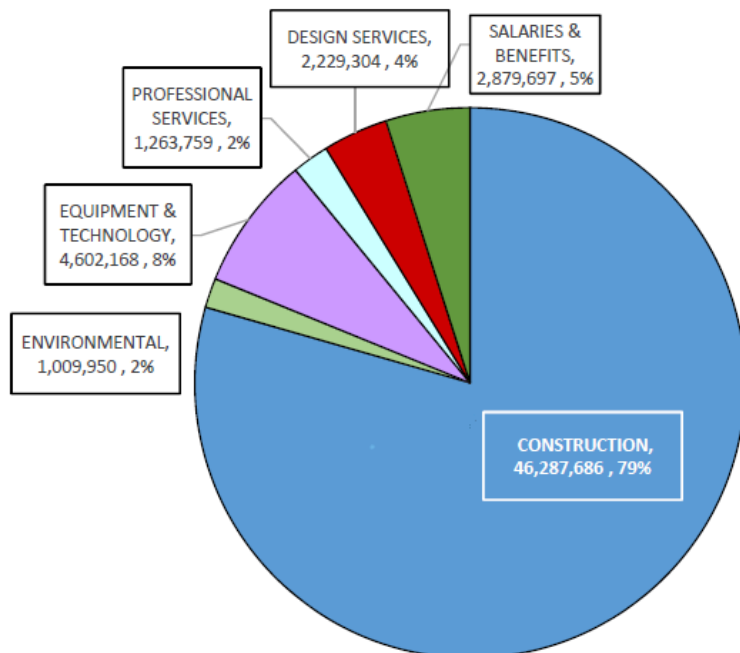
## LARGEST VENDOR PAYMENTS

Activity through December 31, 2019

VENDOR NAME	AMOUNT
Keystone Health Plan East Inc	\$46,571,677
Independence Blue Cross	\$42,453,303
Phila Federation Of Teachers	\$28,242,747
Southeastern Pa Transportation	\$27,620,059
Agora Cyber Charter School	\$20,920,407
Phila Performing Arts Charter	\$19,141,165
Building Service 32BJ Benefit	\$17,463,114
Olney Charter High School	\$17,399,600
Commonwealth Charter	\$15,921,579
First Philadelphia Charter	\$14,588,870

## CAPITAL UPDATE

### Q2 Capital Spending \$58.3 million



## BUDGET TIMELINE

### Quarter 1

- ☑ **July 2019** — Board of Education authorizes the issuance and sale of Tax and Revenue Anticipation Notes for FY20
- ☑ **Aug 2019** — FY19 Q4 Quarterly School Manager Report released

### Quarter 2

- ☑ **Oct 2019** — FY20 leveling finalized and staff in buildings
- ☑ **Nov 2019** — FY20 Q1 Quarterly School Manager Report released

### Quarter 3

- ☑ **Feb 2020** — Governor's FY21 Budget Address and Proposed Budget  
— **FY20 Q2 Quarterly School Manager Report released**
- ☐ **Mar 2020** — Mayor's FY21 Budget Address and Proposed Budget  
— Board of Education approves FY21 Lump Sum Statement  
— School budgets for FY21 submitted

### Quarter 4

- ☐ **Apr 2020** — FY21 Budget Books published  
— Board of Education Budget Hearing for FY21
- ☐ **May 2020** — City Council School District Budget Hearing  
— FY20 Q3 Quarterly School Manager Report released  
— Board of Education adoption of FY21 Budget and FY20 Amended Budget  
— City Council adoption of FY21 Budget  
— City Council passes bill to authorize District to levy FY21 taxes
- ☐ **June 2020** — Enactment of FY21 State budget  
— Board of Education approves authority to levy and assess FY21 taxes

## CONTACT US

Management and Budget

215-400-4510

[www.philasd.org/budget](http://www.philasd.org/budget)

Grants Fiscal Services

215-400-4890

[www.philasd.org/grantcompliance/](http://www.philasd.org/grantcompliance/)

Capital Programs

215-400-4730

[www.philasd.org/capitalprograms/](http://www.philasd.org/capitalprograms/)