

If you have a disability and the format of any material on our web pages interferes with your ability to access the information or you have a question regarding the School District's website accessibility, please contact us via any of the following means for assistance:

The School District of Philadelphia
Office of Family and Community Engagement
440 N. Broad Street, Suite 114
Philadelphia, PA 19130-4015
Email: ask@philasd.org
Tel: (215) 400-4000
Fax: (215) 400-4181

To help us respond in a manner most helpful to you, please indicate the nature of the accessibility problem, the web address of the requested material, your preferred format in which you want to receive the material (electronic format (ASCII, etc.), standard print, large print, etc.), and your contact information (name, email, telephone, and physical mailing address).



QUARTERLY SCHOOL MANAGER REPORT FOR PERIOD ENDED MARCH 31, 2020

OPERATING BUDGET UPDATE

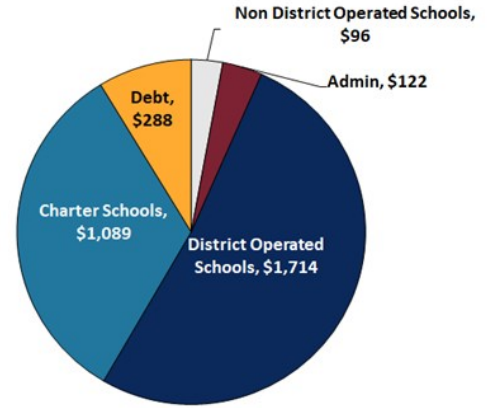
Category (\$ in thousands)	FY20 Adopted Budget	FY20 Current Projection	FY20 YTD Mar. 31, 2020
REVENUES			
Local Tax Revenue	1,348,135	1,285,760	1,118,020
Local Non Tax Revenue	249,000	267,079	179,204
State Revenue ¹	1,724,356	1,692,742	1,016,616
Federal Revenue	16,857	16,833	14,654
Subtotal Operating Revenues	3,338,348	3,262,414	2,328,494
Other Financing Sources	2,304	7,587	7,263
Total Operating Revenues & Other Sources	3,340,652	3,270,001	2,335,757

Category (\$ in thousands)	FY20 Adopted Budget	FY20 Current Projection	FY20 YTD Mar. 31, 2020
EXPENDITURES			
A. District Operated Schools	1,785,921	1,737,437	1,172,459
B. Debt Service	293,171	288,218	245,371
C. Charter Schools	1,055,446	1,051,446	781,547
D. Charter Transportation	42,322	37,587	30,943
E. Other Non District Operated Schools	104,288	96,472	27,137
F. Administration	119,472	124,016	77,136
G. Undistributed Budgetary Adjustments	(20,523)	(25,432)	1,434
Subtotal Operating Expenditures	3,380,098	3,309,745	2,336,027
Other Financing Sources	2,172	2,122	0
Total Obligations & Other Uses	3,382,270	3,311,867	2,336,027

Operating Surplus (Deficit)	(41,618)	(41,866)	
Impact of Refunding	0	(1,864)	
Change in Reserves	(13,321)	(13,321)	
Reserve for Facilities	0	(25,000)	
Operating Surplus/(Deficit)	(54,939)	(82,051)	
Prior Year Fund Balance	206,805	222,607	
Year End Fund Balance	151,866	140,556	

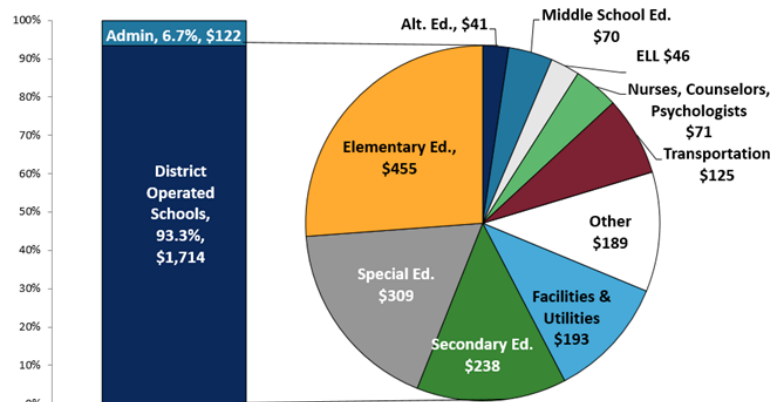
HOW WE SPEND

Operating Fund Overview (FY 2020 Projected Budget)



(in millions)

School Expenditures by Category



(in millions)

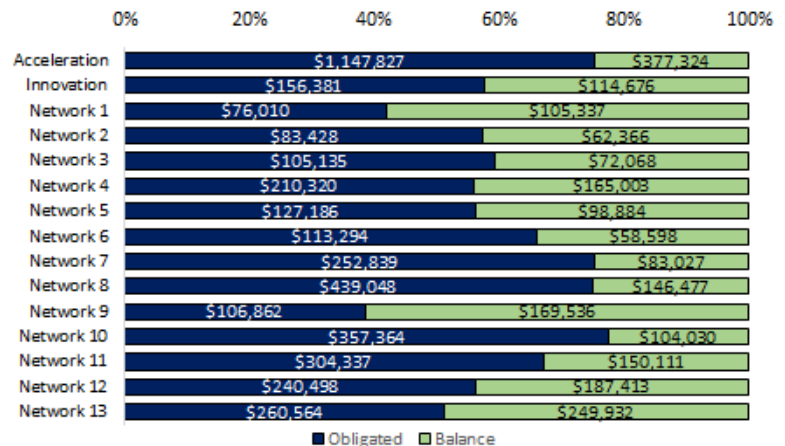
TITLE I SPEND

Title I is a 100% Federally funded supplemental education program that provides financial assistance to students who are educationally disadvantaged or at risk of failing to meet state requirements.

Full Time Salaries and Benefits

Category (\$ in thousands)	FY20 Budget	Expenses YTD 3/31/20	\$ Bal. Remaining
Full Time Salaries	83,110	54,245	65%
All Benefits	55,337	33,589	61%
Total	138,446	87,835	63%

Part-Time Salary & Non-Personnel Obligated by Network



■ Obligated ■ Balance



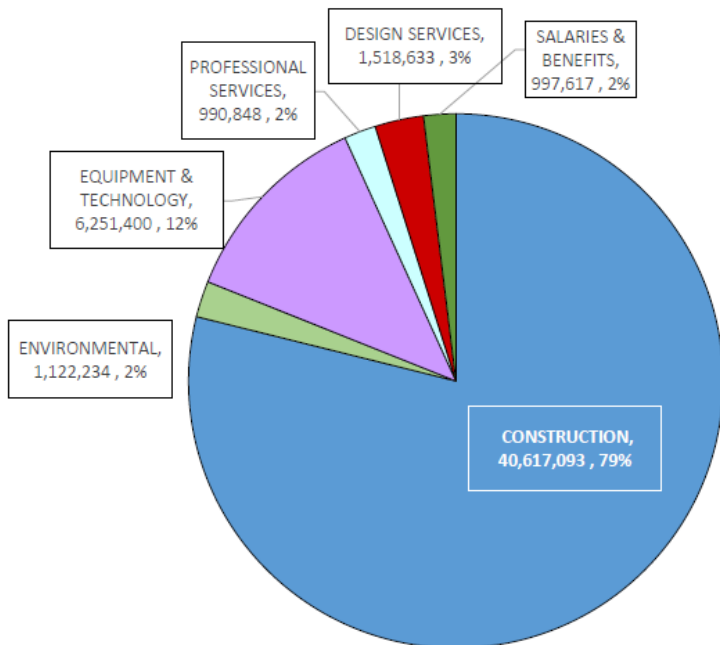
LARGEST VENDOR PAYMENTS

Activity through March 31, 2020

VENDOR NAME	AMOUNT
Keystone Health Plan East Inc	\$69,620,939
Independence Blue Cross	\$61,782,341
Phila Federation Of Teachers	\$41,613,873
Southeastern Pa Transportation	\$34,294,684
Agora Cyber Charter School	\$27,363,326
Building Service 32Bj Benefit	\$26,591,132
Phila Performing Arts Charter	\$24,953,877
Commonwealth Charter	\$22,765,186
Olney Charter High School	\$22,202,001
First Philadelphia Charter	\$18,860,268

CAPITAL UPDATE

Q3 Capital Spending \$51.5 million



BUDGET TIMELINE

Quarter 1

- July 2019** — Board of Education authorizes the issuance and sale of Tax and Revenue Anticipation Notes for FY20
- Aug 2019** — FY19 Q4 Quarterly School Manager Report released

Quarter 2

- Oct 2019** — FY20 leveling finalized and staff in buildings
- Nov 2019** — FY20 Q1 Quarterly School Manager Report released

Quarter 3

- Feb 2020** — Governor's FY21 Budget Address and Proposed Budget
— FY20 Q2 Quarterly School Manager Report Released
- Mar 2020** — Mayor's FY21 Budget Address and Proposed Budget
— Board of Education approves FY21 Lump Sum Statement
— School budgets for FY21 submitted

Quarter 4

- Apr 2020** — FY21 School Budget Books published
— Board of Education Budget Hearing for FY21
- May 2020** — Mayor's FY21 Revised Budget
— FY21 Consolidated Budget Book published
— City Council School District Budget Hearing
— **FY20 Q3 Quarterly School Manager Report released**
— Board of Education adoption of FY21 Budget and FY20 Amended Budget
— City Council adoption of FY21 Budget
— City Council passes bill to authorize District to levy FY21 taxes
- June 2020** — Enactment of FY21 State budget
— Board of Education approves authority to levy and assess FY21 taxes

CONTACT US

Management and Budget

215-400-4510

www.philasd.org/budget

Grants Fiscal Services

215-400-4890

www.philasd.org/grantcompliance/

Capital Programs

215-400-4730

www.philasd.org/capitalprograms/