

If you have a disability and the format of any material on our web pages interferes with your ability to access the information or you have a question regarding the School District's website accessibility, please contact us via any of the following means for assistance:

The School District of Philadelphia
Office of Family and Community Engagement
440 N. Broad Street, Suite 114
Philadelphia, PA 19130-4015
Email: ask@philasd.org
Tel: (215) 400-4000
Fax: (215) 400-4181

To help us respond in a manner most helpful to you, please indicate the nature of the accessibility problem, the web address of the requested material, your preferred format in which you want to receive the material (electronic format (ASCII, etc.), standard print, large print, etc.), and your contact information (name, email, telephone, and physical mailing address).



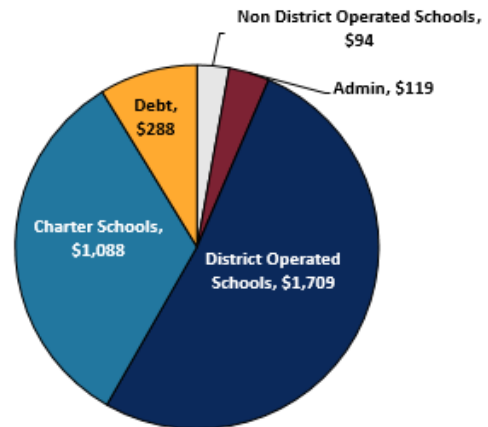
QUARTERLY SCHOOL MANAGER REPORT FOR PERIOD ENDED JUNE 30, 2020

OPERATING BUDGET UPDATE

Category	FISCAL YEAR 2020		
	Amended Budget	Current Projection	Current Proj. Over (Under)
Local Tax Revenue	1,291,122,717	1,322,103,172	30,980,455
Local Non Tax Revenue	267,852,596	268,966,255	1,113,658
State Revenue	1,691,135,192	1,664,425,666	(26,709,526)
Federal Revenue	17,007,329	17,014,807	7,478
Subtotal Operating Revenues	3,267,117,834	3,272,509,900	5,392,066
Total Other Financing Sources (excl. Refunding)	7,587,011	7,587,011	-
Total Operating Revenues & Other Sources (excl. Refunding)	3,274,704,845	3,280,096,911	5,392,066
Category	FISCAL YEAR 2020		
	Amended Budget	Current Projection	Current Proj. Over (Under)
EXPENDITURES			
A. District Operated Schools	1,737,153,410	1,731,734,943	(5,418,467)
B. Debt Service	288,218,443	288,130,425	(88,018)
C. Charter Schools	1,051,446,305	1,049,311,873	(2,134,432)
D. Charter Transportation	36,854,284	35,045,128	(1,809,156)
E. Other Non District Operated Schools ¹	93,658,545	88,426,104	(5,232,441)
F. Administration	121,247,587	120,037,710	(1,209,877)
G. Undistributed Budgetary Adjustments	(32,532,035)	(30,512,962)	2,019,073
Subtotal Operating Expenditures	3,296,046,539	3,282,173,221	(13,873,318)
Other Financing Uses (excl. Refunding)	2,122,591	1,872,591	(250,000)
Total Obligations & Other Uses (excl. Refunding)	3,298,169,130	3,284,045,812	(14,123,318)
Operating Surplus (Deficit)	(23,464,285)	(3,948,901)	19,515,384
Refunding Revenues and Sources	350,937,565	350,937,565	-
Refunding Expenditures and Uses	352,801,652	352,801,652	-
Net Impact of Refunding Sources and Uses	(1,864,087)	(1,864,087)	-
Transfers from Reserves	(13,320,667)	(13,320,667)	-
Reserve for Facilities	(25,000,000)	(25,000,000)	-
Operating Surplus/(Deficit) including Refunding & Change in Reserves	(63,649,039)	(44,133,655)	19,515,384
Prior Year Fund Balance	222,606,573	222,606,573	-
Year End Fund Balance	158,957,534	178,472,918	19,515,384

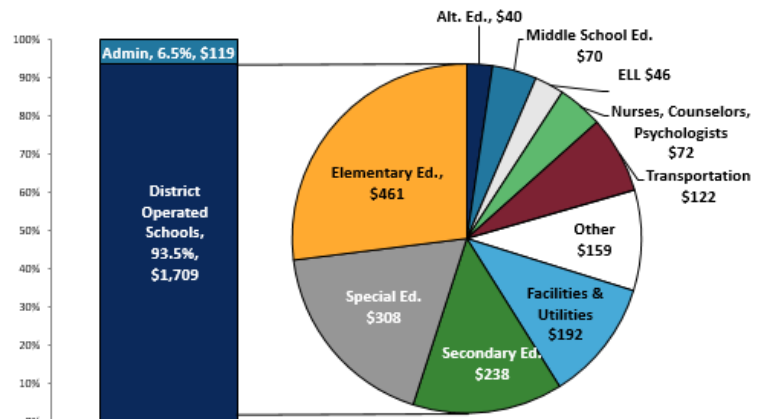
HOW WE SPEND

Operating Fund Overview (FY 2020 Amended Budget)



(in millions)

School Expenditures by Category



(in millions)

TITLE I

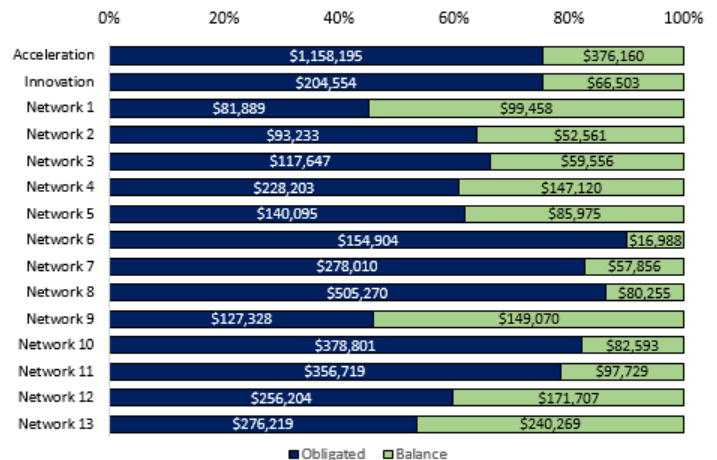
Title I is a 100% Federally funded supplemental education program that provides financial assistance to students who are educationally disadvantaged or at risk of failing to meet state requirements.

Full Time Salaries and Benefits

Category (\$ in thousands)	FY20 Budget	Expended YTD 6/30/20	% Bal. Remaining
Full Time Salaries	\$83,110	\$76,281	8%
All Benefits	\$55,321	\$46,396	16%
Total	\$138,431	\$122,677	11%

Note: Additional payroll expenses for FY20 were recorded after 6/30/20.

Part-Time Salary & Non-Personnel Obligated by Network



Legend: Obligated (dark blue), Balance (light green)



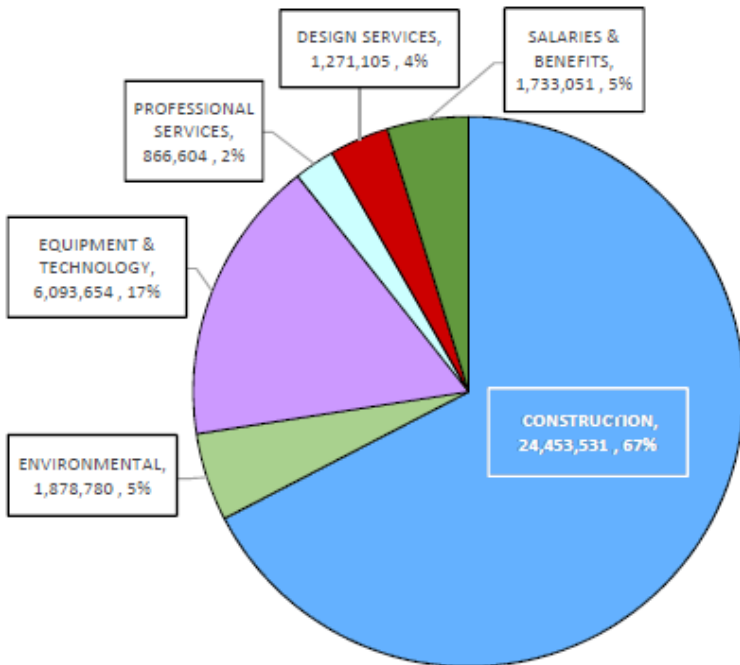
LARGEST VENDOR PAYMENTS

Activity through June 30, 2020

VENDOR NAME	AMOUNT
KEYSTONE HEALTH PLAN EAST INC	\$90,469,338
INDEPENDENCE BLUE CROSS	\$77,838,328
PHILA FEDERATION OF TEACHERS	\$57,278,862
BUILDING SERVICE 32BJ BENEFIT	\$35,942,900
SOUTHEASTERN PA TRANSPORTATION	\$34,294,684
AGORA CYBER CHARTER SCHOOL	\$33,647,743
PHILA PERFORMING ARTS CHARTER	\$33,163,243
COMMONWEALTH CHARTER	\$29,637,255
OLNEY CHARTER HIGH SCHOOL	\$29,319,487
FIRST PHILADELPHIA CHARTER	\$25,057,974

CAPITAL UPDATE

Q4 Capital Spending \$36.3 million



BUDGET TIMELINE

Quarter 1

- July 2020** — Board of Education authorizes the issuance and sale of Tax and Revenue Anticipation Notes for FY21
- Aug 2020** — FY20 Q4 Quarterly School Manager Report released

Quarter 2

- Oct 2020** — FY21 leveling finalized and staff in buildings
- Nov 2020** — FY21 Q1 Quarterly School Manager Report released

Quarter 3

- Feb 2021** — Governor's FY22 Budget Address and Proposed Budget
— FY21 Q2 Quarterly School Manager Report released
- Mar 2021** — Mayor's FY22 Budget Address and Proposed Budget
— Board of Education approves FY22 Lump Sum Statement
— School budgets for FY22 submitted

Quarter 4

- Apr 2021** — FY22 Budget Books published
— Board of Education Budget Hearing for FY22
- May 2021** — City Council School District Budget Hearing
— FY21 Q3 Quarterly School Manager Report released
— Board of Education adoption of FY22 Budget and FY21 Amended Budget
— City Council adoption of FY22 Budget
— City Council passes bill to authorize District to levy FY22 taxes
- June 2021** — Enactment of FY22 State budget
— Board of Education approves authority to levy and assess FY22 taxes

CONTACT US

Management and Budget

215-400-4510

www.philasd.org/budget

Grants Fiscal Services

215-400-4890

www.philasd.org/grantcompliance/

Capital Programs

215-400-4730

www.philasd.org/capitalprograms/