

If you have a disability and the format of any material on our web pages interferes with your ability to access the information or you have a question regarding the School District's website accessibility, please contact us via any of the following means for assistance:

The School District of Philadelphia
Office of Family and Community Engagement
440 N. Broad Street, Suite 114
Philadelphia, PA 19130-4015
Email: ask@philasd.org
Tel: (215) 400-4000
Fax: (215) 400-4181

To help us respond in a manner most helpful to you, please indicate the nature of the accessibility problem, the web address of the requested material, your preferred format in which you want to receive the material (electronic format (ASCII, etc.), standard print, large print, etc.), and your contact information (name, email, telephone, and physical mailing address).



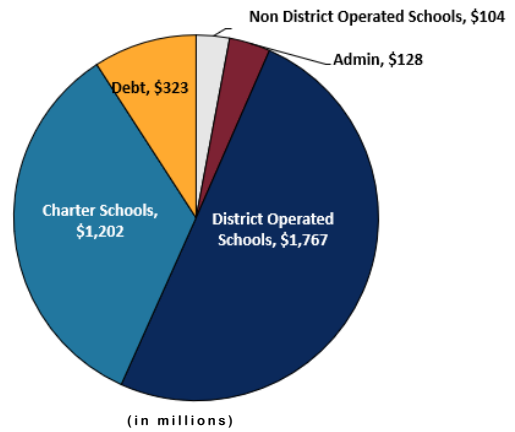
QUARTERLY SCHOOL MANAGER REPORT FOR PERIOD ENDED SEPTEMBER 30, 2020

OPERATING BUDGET UPDATE

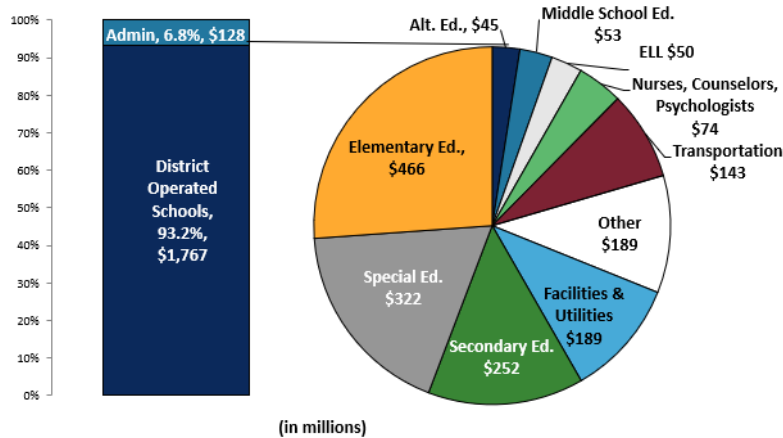
Category	FISCAL YEAR 2021		
	Adopted Budget	Current Projection	YTD Sept. 30, 2020
Local Tax Revenue	1,304,821,659	1,272,059,022	71,610,152
Local Non Tax Revenue	269,171,964	269,565,964	1,346,350
State Revenue	1,810,861,752	1,816,211,773	255,235,073
Federal Revenue	16,721,836	16,721,836	0
Subtotal Operating Revenues	3,401,577,211	3,374,558,595	328,191,575
Total Other Financing Sources (excl. Refunding)	289,000	18,131,043	0
Total Operating Revenues & Other Sources (excl. Refunding)	3,401,866,211	3,392,689,638	328,191,575
Category	FISCAL YEAR 2021		
	Adopted Budget	Current Projection	YTD Sept. 30, 2020
EXPENDITURES			
A. District Operated Schools	1,783,109,960	1,843,404,999	235,175,818
B. Debt Service	323,102,075	332,693,096	169,448,290
C. Charter Schools	1,158,263,235	1,166,263,235	274,224,586
D. Charter Transportation	43,538,054	43,045,099	(143)
E. Other Non District Operated Schools	104,123,673	108,267,771	472,702
F. Administration	129,530,160	125,274,953	23,929,450
G. Undistributed Budgetary Adjustments	(17,172,574)	(17,172,574)	0
Subtotal Operating Expenditures	3,524,494,583	3,601,776,579	703,250,703
Other Financing Uses (excl. Refunding)	1,683,471	1,683,471	217,184
Total Obligations & Other Uses (excl. Refunding)	3,526,178,054	3,603,460,050	703,467,887
Operating Surplus (Deficit)	(124,311,843)	(210,770,412)	
Transfers from Reserves	(13,320,666)	(13,320,666)	
Reserve for Facilities	12,500,000	12,500,000	
Operating Surplus/(Deficit) including Refunding & Change in Reserves	(125,132,509)	(211,591,078)	
Prior Year Fund Balance	158,957,533	178,472,913	
Year End Fund Balance	33,825,024	(33,118,164)	

HOW WE SPEND

Operating Fund Overview (FY21 Adopted Budget)



School Expenditures by Category (FY21 Adopted Budget)



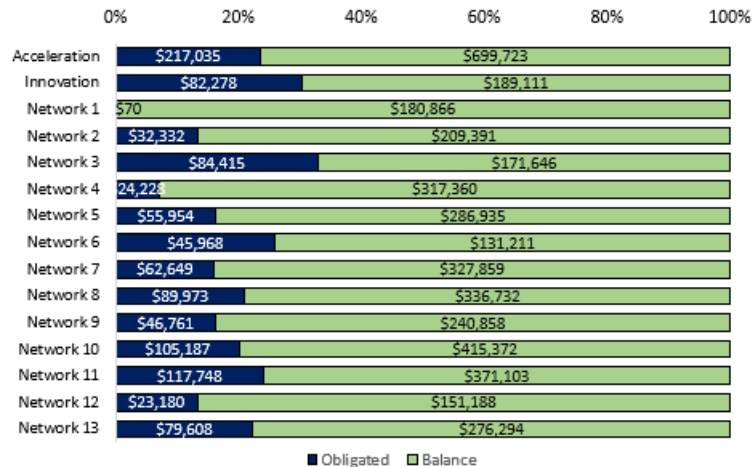
TITLE I

Title I is a 100% Federally funded supplemental education program that provides financial assistance to students who are educationally disadvantaged or at risk of failing to meet state requirements.

Full Time Salaries and Benefits

Category (\$ in thousands)	FY21 Budget	Expended YTD 9/30/20	% Bal. Remaining
Full Time Salaries	\$76,513	\$10,131	87%
All Benefits	\$52,824	\$11,541	78%
Total	\$129,338	\$21,671	83%

Part-Time Salary & Non-Personnel Obligated by Network





LARGEST VENDOR PAYMENTS

Activity through September 30, 2020

VENDOR NAME	AMOUNT
Keystone Health Plan East Inc	\$17,500,405
Independence Blue Cross	\$13,496,411
Phila Performing Arts Charter School	\$8,846,561
Olney Charter High School	\$8,062,356
Commonwealth Charter Academy Charter School	\$7,046,581
Agora Cyber Charter School	\$6,349,592
First Philadelphia Charter School For Literacy	\$6,296,826
Nueva Esperanza Charter Sch	\$5,622,779
Mastery Charter Schools- Gratz Campus	\$5,294,754
Mariana Bracetti Academy Charter School	\$4,925,534

BUDGET TIMELINE

Quarter 1

- July 2020** — Board of Education authorizes the issuance and sale of Tax and Revenue Anticipation Notes for FY21
- Aug 2020** — FY20 Q4 Quarterly School Manager Report released

Quarter 2

- Nov 2020** — **FY21 Q1 Quarterly School Manager Report released**

Quarter 3

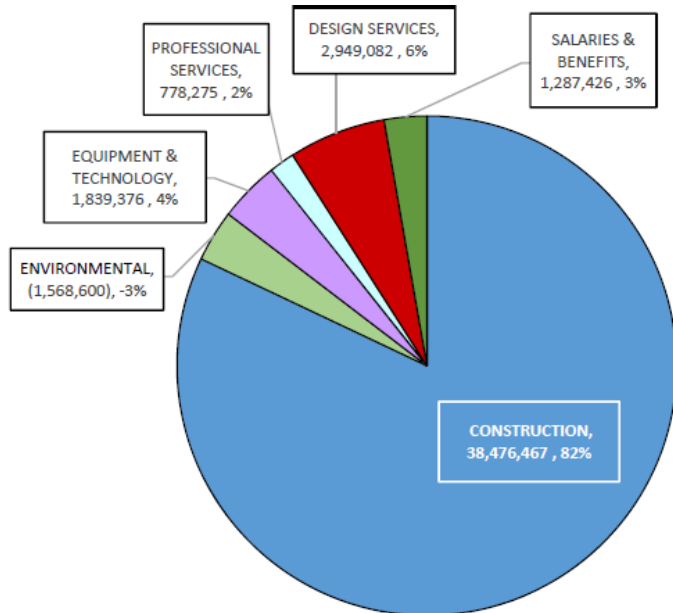
- Feb 2021** — Governor's FY22 Budget Address and Proposed Budget
— FY21 Q2 Quarterly School Manager Report released
- Mar 2021** — Mayor's FY22 Budget Address and Proposed Budget
— Board of Education approves FY22 Lump Sum Statement
— School budgets for FY22 submitted

Quarter 4

- Apr 2021** — FY22 Budget Books published
— Board of Education Budget Hearing for FY22
- May 2021** — City Council School District Budget Hearing
— FY21 Q3 Quarterly School Manager Report released
— Board of Education adoption of FY22 Budget and FY21 Amended Budget
— City Council adoption of FY22 Budget
— City Council passes bill to authorize District to levy FY22 taxes
- June 2021** — Enactment of FY22 State budget
— Board of Education approves authority to levy and assess FY22 taxes

CAPITAL UPDATE

Q1 Capital Spending \$43.8 million



CONTACT US

Management and Budget

215-400-4510

www.philasd.org/budget

Grants Fiscal Services

215-400-4890

www.philasd.org/grantcompliance/

Capital Programs

215-400-4730

www.philasd.org/capitalprograms/