

If you have a disability and the format of any material on our web pages interferes with your ability to access the information or you have a question regarding the School District's website accessibility, please contact us via any of the following means for assistance:

The School District of Philadelphia  
Office of Family and Community Engagement  
440 N. Broad Street, Suite 114  
Philadelphia, PA 19130-4015  
Email: [ask@philasd.org](mailto:ask@philasd.org)  
Tel: (215) 400-4000  
Fax: (215) 400-4181

To help us respond in a manner most helpful to you, please indicate the nature of the accessibility problem, the web address of the requested material, your preferred format in which you want to receive the material (electronic format (ASCII, etc.), standard print, large print, etc.), and your contact information (name, email, telephone, and physical mailing address).



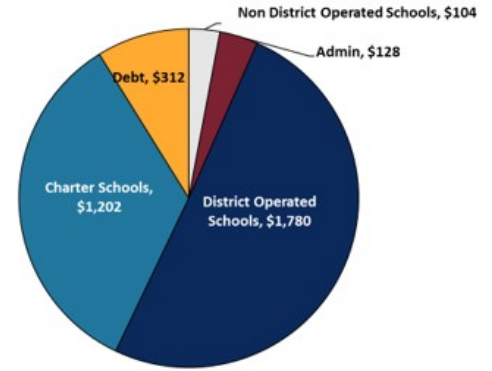
## QUARTERLY SCHOOL MANAGER REPORT FOR PERIOD ENDED DECEMBER 31, 2020

### OPERATING BUDGET UPDATE

Category	FISCAL YEAR 2021		
	Adopted Budget	Current Projection	YTD Dec. 31, 2020
<b>REVENUE</b>			
Local Tax Revenue	1,304,821,659	1,240,746,563	225,688,999
Local Non Tax Revenue	269,171,964	268,265,598	131,094,009
State Revenue	1,693,361,752	1,683,341,287	705,200,422
Federal Revenue	16,721,836	16,792,851	8,351,830
<b>Subtotal Operating Revenues</b>	<b>3,284,077,211</b>	<b>3,209,146,299</b>	<b>1,070,335,260</b>
Federal CARES and COVID-19 Stimulus Revenue	117,500,000	129,137,278	0
Total Other Financing Sources	289,000	18,131,043	17,842,043
<b>Total Operating Revenues &amp; Other Sources</b>	<b>3,401,866,211</b>	<b>3,356,414,620</b>	<b>1,088,177,303</b>
Category	FISCAL YEAR 2021		
	Adopted Budget	Current Projection	YTD Dec. 31, 2020
<b>EXPENDITURES</b>			
A. District Operated Schools	1,783,109,960	1,751,581,898	719,522,655
B. Debt Service	323,102,075	333,393,258	200,896,710
C. Charter Schools	1,158,263,235	1,168,563,235	670,476,608
D. Charter Transportation	43,538,054	35,926,544	4,761,517
E. Other Non District Operated Schools	104,123,673	100,902,299	6,941,134
F. Administration	129,530,160	127,410,693	57,435,015
G. Undistributed Budgetary Adjustments	(17,172,574)	(18,134,927)	40,409
<b>Subtotal Operating Expenditures</b>	<b>3,524,494,583</b>	<b>3,499,643,000</b>	<b>1,660,074,048</b>
Other Financing Uses	1,683,471	1,683,471	0
<b>Total Obligations &amp; Other Uses</b>	<b>3,526,178,054</b>	<b>3,501,326,471</b>	<b>1,660,074,048</b>
<b>Operating Surplus (Deficit)</b>	<b>(124,311,843)</b>	<b>(144,911,851)</b>	
Transfers from Reserves	(13,320,666)	(13,320,666)	
Reserve for Facilities	12,500,000	12,500,000	
<b>Operating Surplus/(Deficit) w/ Change in Reserves</b>	<b>(125,132,509)</b>	<b>(145,732,517)</b>	
<b>Prior Year Fund Balance</b>	<b>158,957,533</b>	<b>172,827,779</b>	
<b>Year End Fund Balance</b>	<b>33,825,023</b>	<b>27,095,261</b>	

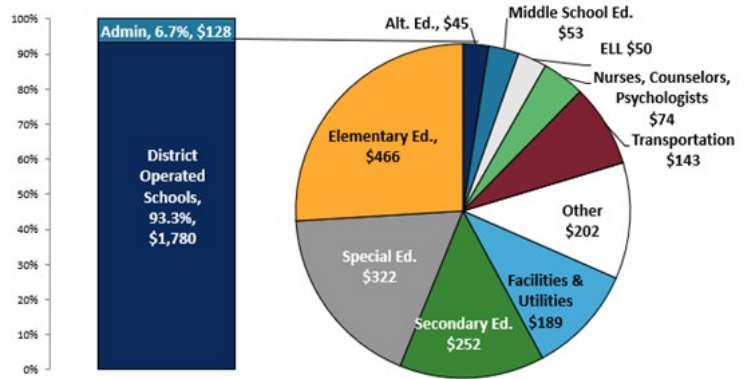
### HOW WE SPEND

Operating Fund Overview (FY21 Adopted Budget)



(in millions)

School Expenditures by Category (FY21 Adopted Budget)



(in millions)

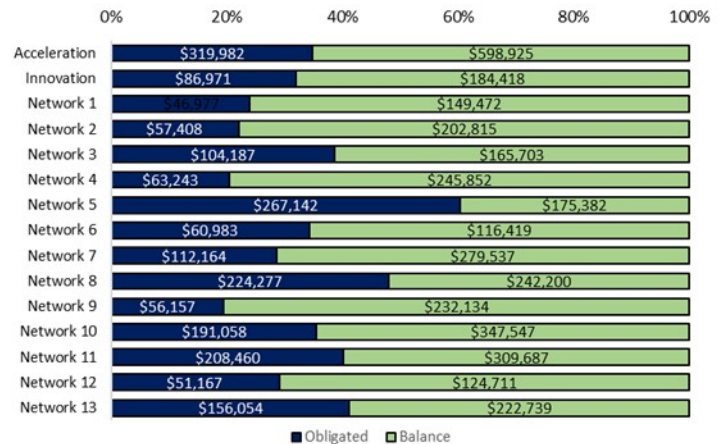
### TITLE I

Title I is a 100% Federally funded supplemental education program that provides financial assistance to students who are educationally disadvantaged or at risk of failing to meet state requirements.

#### Full Time Salaries and Benefits

Category (\$ in thousands)	FY21 Budget	Expended YTD 12/31/20	% Bal. Remaining
Full Time Salaries	\$76,391	\$34,253	55%
All Benefits	\$52,650	\$25,442	52%
<b>Total</b>	<b>\$129,041</b>	<b>\$59,695</b>	<b>54%</b>

Part-Time Salary & Non-Personnel Obligated by Network





## LARGEST VENDOR PAYMENTS

Activity through December 31, 2020

VENDOR NAME	AMOUNT
Keystone Health Plan East Inc	\$40,129,207
Independence Blue Cross	\$33,203,709
Phila Performing Arts Charter School	\$17,922,083
Agora Cyber Charter School	\$15,740,947
Commonwealth Charter Academy Charter School	\$15,662,792
Olney Charter High School	\$14,727,838
First Philadelphia Charter School For Literacy	\$12,944,453
Nueva Esperanza Charter Sch	\$12,130,662
Mastery Charter Schools- Gratz Campus	\$11,206,104
Johnson Controls Inc	\$11,033,682

## BUDGET TIMELINE

### Quarter 1

- July 2020** — Board of Education authorizes the issuance and sale of Tax and Revenue Anticipation Notes for FY21
- Aug 2020** — FY20 Q4 Quarterly School Manager Report released

### Quarter 2

- Nov 2020** — FY21 Q1 Quarterly School Manager Report released

### Quarter 3

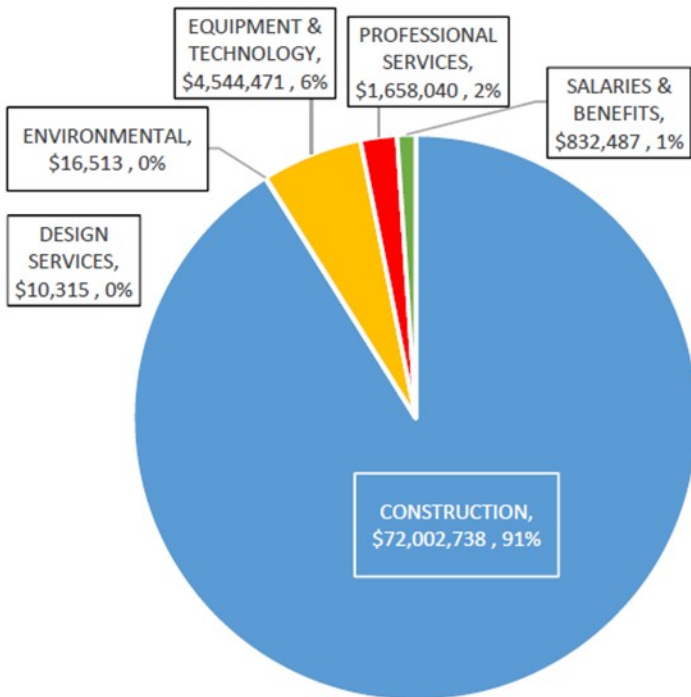
- Feb 2021** — Governor's FY22 Budget Address and Proposed Budget  
— FY21 Q2 Quarterly School Manager Report released
- Mar 2021** — Board of Education approves FY22 Lump Sum Statement  
— School budgets for FY22 submitted

### Quarter 4

- Apr 2021** — Mayor's FY22 Budget Address and Proposed Budget  
— FY22 Budget Books published  
— Board of Education Budget Hearing for FY22
- May 2021** — City Council School District Budget Hearing  
— FY21 Q3 Quarterly School Manager Report released  
— Board of Education adoption of FY22 Budget and FY21 Amended Budget  
— City Council adoption of FY22 Budget  
— City Council passes bill to authorize District to levy FY22 taxes
- June 2021** — Enactment of FY22 State budget  
— Board of Education approves authority to levy and assess FY22 taxes

## CAPITAL UPDATE

### Q2 Capital Spending \$79.1 million



## CONTACT US

Management and Budget

215-400-4510

[www.philasd.org/budget](http://www.philasd.org/budget)

Grants Fiscal Services

215-400-4890

[www.philasd.org/grantcompliance/](http://www.philasd.org/grantcompliance/)

Capital Programs

215-400-4730

[www.philasd.org/capitalprograms/](http://www.philasd.org/capitalprograms/)