

If you have a disability and the format of any material on our web pages interferes with your ability to access the information or you have a question regarding the School District's website accessibility, please contact us via any of the following means for assistance:

The School District of Philadelphia  
Office of Family and Community Engagement  
440 N. Broad Street, Suite 114  
Philadelphia, PA 19130-4015  
Email: [ask@philasd.org](mailto:ask@philasd.org)  
Tel: (215) 400-4000  
Fax: (215) 400-4181

To help us respond in a manner most helpful to you, please indicate the nature of the accessibility problem, the web address of the requested material, your preferred format in which you want to receive the material (electronic format (ASCII, etc.), standard print, large print, etc.), and your contact information (name, email, telephone, and physical mailing address).



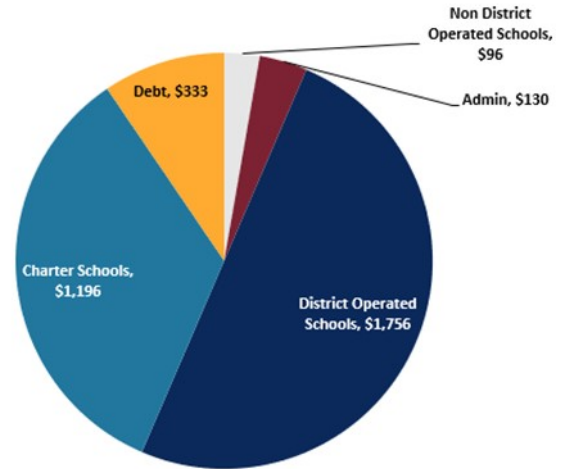
## QUARTERLY SCHOOL MANAGER REPORT FOR PERIOD ENDED MARCH 31, 2021

### OPERATING BUDGET UPDATE

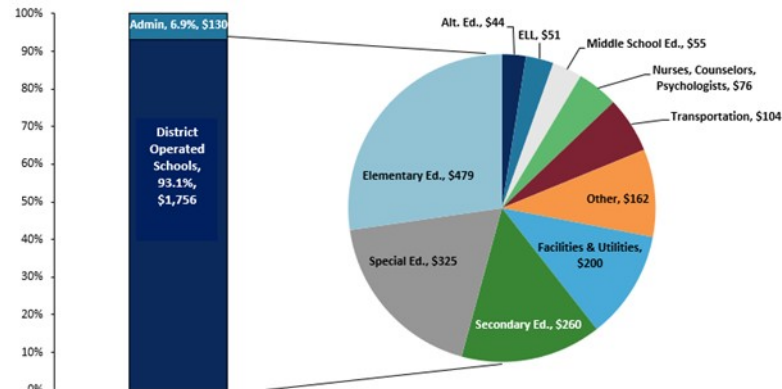
Category	FISCAL YEAR 2021		
	Adopted Budget	Current Projection	YTD Mar. 31, 2021
<b>REVENUE</b>			
Local Tax Revenue	1,304,821,659	1,295,295,453	985,427,523
Local Non Tax Revenue	269,171,964	271,612,053	197,654,288
State Revenue	1,693,361,752	1,649,245,579	1,021,566,449
Federal Revenue	16,721,836	16,792,851	14,568,553
<b>Subtotal Operating Revenues</b>	<b>3,284,077,211</b>	<b>3,232,945,936</b>	<b>2,219,216,813</b>
Federal Relief Act Revenue	117,500,000	200,373,975	37,449,132
Total Other Financing Sources	289,000	18,131,043	17,842,043
<b>Total Operating Revenues &amp; Other Sources</b>	<b>3,401,866,211</b>	<b>3,451,450,954</b>	<b>2,274,507,988</b>
Category	FISCAL YEAR 2021		
	Adopted Budget	Current Projection	YTD Mar. 31, 2021
<b>EXPENDITURES</b>			
A. District Operated Schools	1,783,109,960	1,774,534,183	1,145,704,143
B. Debt Service	323,102,075	333,393,262	247,130,644
C. Charter Schools	1,158,263,235	1,167,563,235	866,792,708
D. Charter Transportation	43,538,054	28,338,299	10,538,709
E. Other Non District Operated Schools	104,123,673	96,329,802	27,033,788
F. Administration	129,530,160	131,853,227	88,212,160
G. Undistributed Budgetary Adjustments	(17,172,574)	(19,584,927)	43,817
<b>Subtotal Operating Expenditures</b>	<b>3,524,494,583</b>	<b>3,512,427,081</b>	<b>2,385,455,969</b>
Other Financing Uses	1,683,471	1,887,931	161
<b>Total Obligations &amp; Other Uses</b>	<b>3,526,178,054</b>	<b>3,514,315,012</b>	<b>2,385,456,130</b>
<b>Operating Surplus (Deficit)</b>	<b>(124,311,843)</b>	<b>(62,864,058)</b>	
Transfers from Reserves	(13,320,667)	(13,320,667)	
Reserve for Facilities	12,500,000	12,500,000	
<b>Operating Surplus/(Deficit) w/ Change in Reserves</b>	<b>(125,132,510)</b>	<b>(63,684,725)</b>	
Prior Year Fund Balance	158,957,533	172,827,779	
Year End Fund Balance	33,825,023	109,143,054	

### HOW WE SPEND

Overview (FY21 Projected Budget)



School Exp by Category (FY21 Projected Budget)



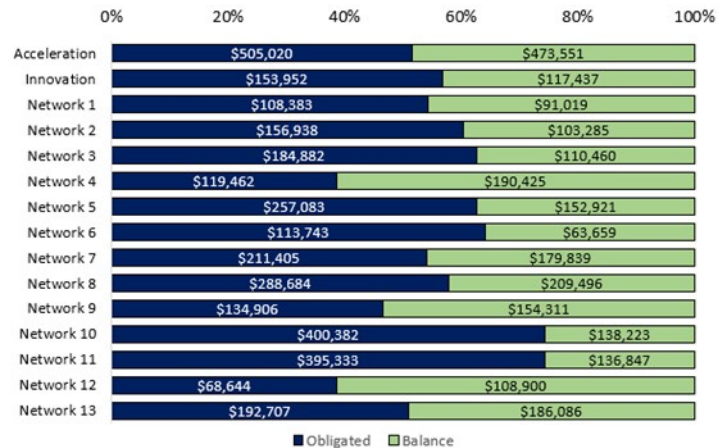
### TITLE I

Title I is a 100% Federally funded supplemental education program that provides financial assistance to students who are educationally disadvantaged or at risk of failing to meet state requirements.

#### Full Time Salaries and Benefits

Category (\$ in thousands)	FY21 Budget	Expended YTD 3/31/21	% Bal. Remaining
Full Time Salaries	\$76,352.11	\$51,219.53	33%
All Benefits	\$52,600.33	\$35,116.42	33%
<b>Total</b>	<b>\$128,952</b>	<b>\$86,336</b>	<b>33%</b>

#### Part-Time Salary & Non-Personnel Obligated by Network





## LARGEST VENDOR PAYMENTS

Activity through March 31, 2021

VENDOR NAME	AMOUNT
Keystone Health Plan East Inc	\$65,497,969
Independence Blue Cross	\$52,490,285
Phila Performing Arts Charter School	\$27,017,574
Commonwealth Charter Academy Charter School	\$25,309,502
Agora Cyber Charter School	\$25,097,520
Olney Charter High School	\$21,879,524
First Philadelphia Preparatory Charter School	\$19,735,455
Nueva Esperanza Charter Sch	\$17,715,495
Mastery Charter Schools- Gratz Campus	\$16,846,948
Mariana Bracetti Academy Charter School	\$16,431,497

## BUDGET TIMELINE

### Quarter 1

- July 2020** — Board of Education authorizes the issuance and sale of Tax and Revenue Anticipation Notes for FY21
- Aug 2020** — FY20 Q4 Quarterly School Manager Report released

### Quarter 2

- Nov 2020** — FY21 Q1 Quarterly School Manager Report released

### Quarter 3

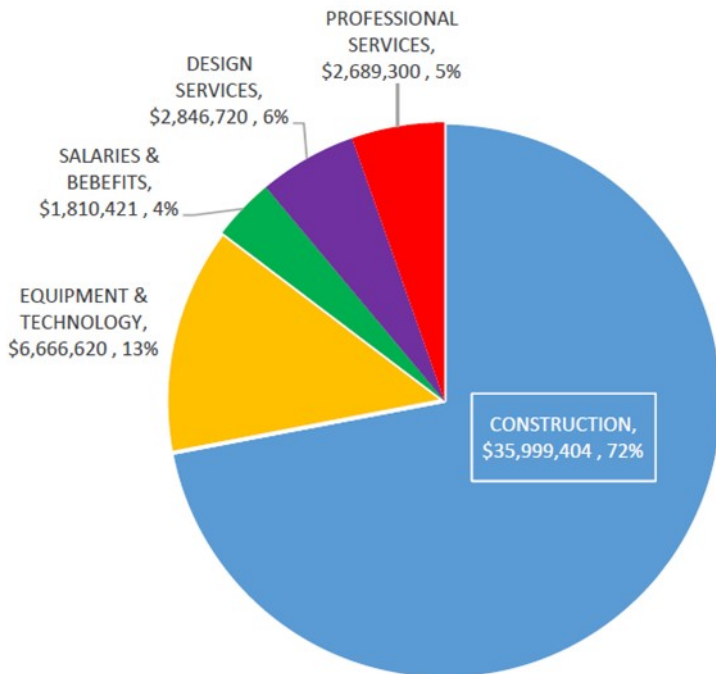
- Feb 2021** — Governor's FY22 Budget Address and Proposed Budget  
— FY21 Q2 Quarterly School Manager Report released
- Mar 2021** — Board of Education approves FY22 Lump Sum Statement  
— School budgets for FY22 submitted

### Quarter 4

- Apr 2021** — Mayor's FY22 Budget Address and Proposed Budget  
— FY22 Budget Books published  
— Board of Education Budget Hearing for FY22
- May 2021** — City Council School District Budget Hearing  
— **FY21 Q3 Quarterly School Manager Report released**  
— Board of Education adoption of FY22 Budget and FY21 Amended Budget  
— City Council adoption of FY22 Budget  
— City Council passes bill to authorize District to levy FY22 taxes
- June 2021** — Enactment of FY22 State budget  
— Board of Education approves authority to levy and assess FY22 taxes

## CAPITAL UPDATE

### Q3 Capital Spending \$50.0 million



## CONTACT US

Management and Budget

215-400-4510

[www.philasd.org/budget](http://www.philasd.org/budget)

Grants Fiscal Services

215-400-4890

[www.philasd.org/grantcompliance/](http://www.philasd.org/grantcompliance/)

Capital Programs

215-400-4730

[www.philasd.org/capitalprograms/](http://www.philasd.org/capitalprograms/)