

If you have a disability and the format of any material on our web pages interferes with your ability to access the information or you have a question regarding the School District's website accessibility, please contact us via any of the following means for assistance:

The School District of Philadelphia
Office of Family and Community Engagement
440 N. Broad Street, Suite 114
Philadelphia, PA 19130-4015
Email: ask@philasd.org
Tel: (215) 400-4000
Fax: (215) 400-4181

To help us respond in a manner most helpful to you, please indicate the nature of the accessibility problem, the web address of the requested material, your preferred format in which you want to receive the material (electronic format (ASCII, etc.), standard print, large print, etc.), and your contact information (name, email, telephone, and physical mailing address).



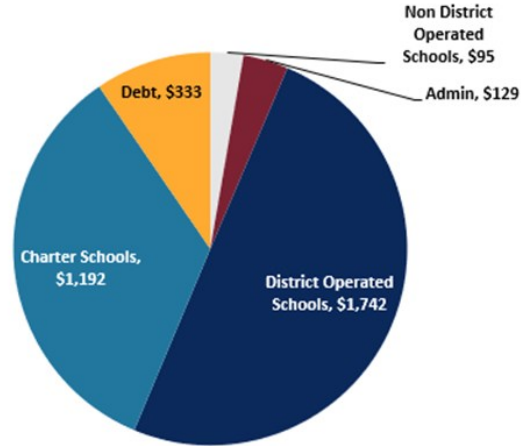
QUARTERLY SCHOOL MANAGER REPORT FOR PERIOD ENDED JUNE 30, 2021

OPERATING & FEDERAL COVID-19 RELIEF FUND BUDGET UPDATE

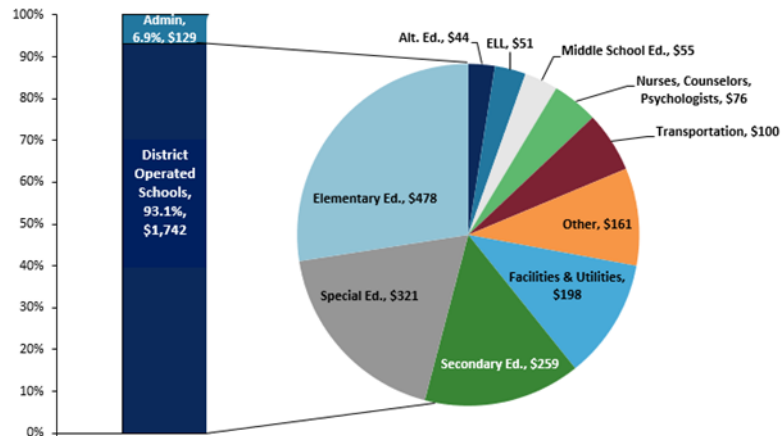
Category	FISCAL YEAR 2021		
	Amended Budget	Current Projection	Current Projection Over (Under)
REVENUE			
Local Tax Revenue	1,304,648,117	1,340,306,892	35,658,775
Local Non Tax Revenue	271,133,747	271,962,602	828,855
State Revenue	1,649,242,973	1,648,916,599	(326,374)
Federal Revenue	16,764,264	16,764,266	2
Subtotal Revenues	3,241,789,101	3,277,950,359	36,161,258
Federal Relief Act Revenue	195,950,931	177,048,734	(18,902,197)
Total Other Financing Sources	18,131,043	18,131,043	0
Total Revenues & Other Sources	3,455,871,075	3,473,130,136	17,259,061
Category	FISCAL YEAR 2021		
	Amended Budget	Current Projection	Current Projection Over (Under)
EXPENDITURES			
A. District Operated Schools	1,761,114,728	1,745,830,075	(15,284,653)
B. Debt Service	333,393,262	333,579,610	186,348
C. Charter Schools	1,164,393,235	1,160,844,063	(3,549,172)
D. Charter Transportation	27,576,689	27,576,689	0
E. Other Non District Operated Schools	94,600,602	83,083,819	(11,516,783)
F. Administration	130,612,066	126,254,274	(4,357,792)
G. Undistributed Budgetary Adjustments	(20,123,698)	(21,897,869)	(1,774,171)
Subtotal Expenditures	3,491,566,884	3,455,270,661	(36,296,223)
Other Financing Uses	1,887,931	1,888,411	480
Total Obligations & Other Uses	3,493,454,815	3,457,159,072	(36,295,743)
Surplus (Deficit)	(37,583,740)	15,971,064	53,554,804
Transfers from Reserves	(13,320,667)	(13,320,667)	0
Reserve for Facilities	12,500,000	12,500,000	0
Surplus/(Deficit) w/ Change in Reserves	(38,404,407)	15,150,397	53,554,804
Prior Year Fund Balance	172,827,779	172,827,779	0
Year End Fund Balance	134,423,372	187,978,176	53,554,804

HOW WE SPEND

Overview (FY21 Amended Budget)



School Exp by Category (FY21 Amended Budget)



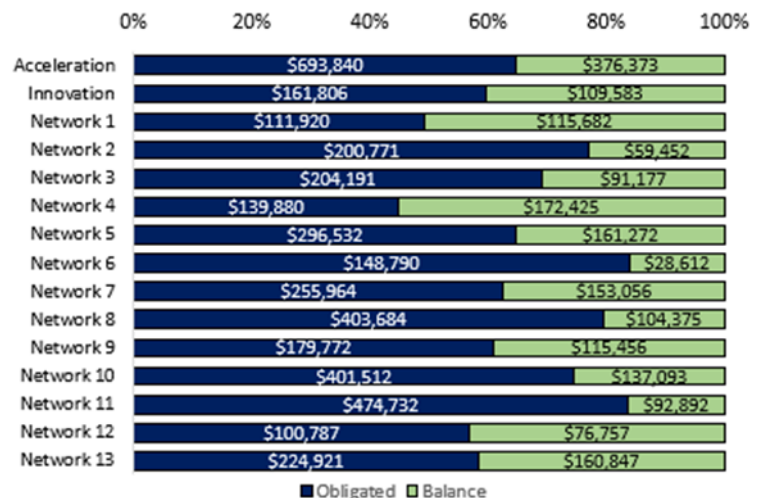
TITLE I

Title I is a 100% Federally funded supplemental education program that provides financial assistance to students who are educationally disadvantaged or at risk of failing to meet state requirements.

Full Time Salaries and Benefits

Category (\$ in thousands)	FY21 Budget	Expended YTD 6/30/21	% Bal. Remaining
Full Time Salaries	\$76,308.10	\$74,109.84	3%
All Benefits	\$52,469.29	\$49,031.24	7%
Total	\$128,777	\$123,141	4%

Part-Time Salary & Non-Personnel Obligated by Network





LARGEST VENDOR PAYMENTS

Activity through June 30, 2021

VENDOR NAME	AMOUNT
Keystone Health Plan East Inc	\$95,651,741
Independence Blue Cross	\$73,297,611
Phila Performing Arts Charter School	\$36,024,344
Commonwealth Charter Academy Charter School	\$34,784,288
Agora Cyber Charter School	\$32,135,857
Olney Charter High School	\$28,978,522
First Philadelphia Preparatory Charter School	\$26,553,151
Nueva Esperanza Charter Sch	\$23,464,577
Simon Gratz High School Mastery Charter	\$22,358,504
Mariana Bracetti Academy Charter School	\$21,923,062

BUDGET TIMELINE

Quarter 1

- ☑ **July 2021** — Board of Education authorizes the issuance and sale of Tax and Revenue Anticipation Notes for FY22
- ☑ **Aug 2021** — FY21 Q4 Quarterly School Manager Report released

Quarter 2

- ☐ **Nov 2021** — FY22 Q1 Quarterly School Manager Report released

Quarter 3

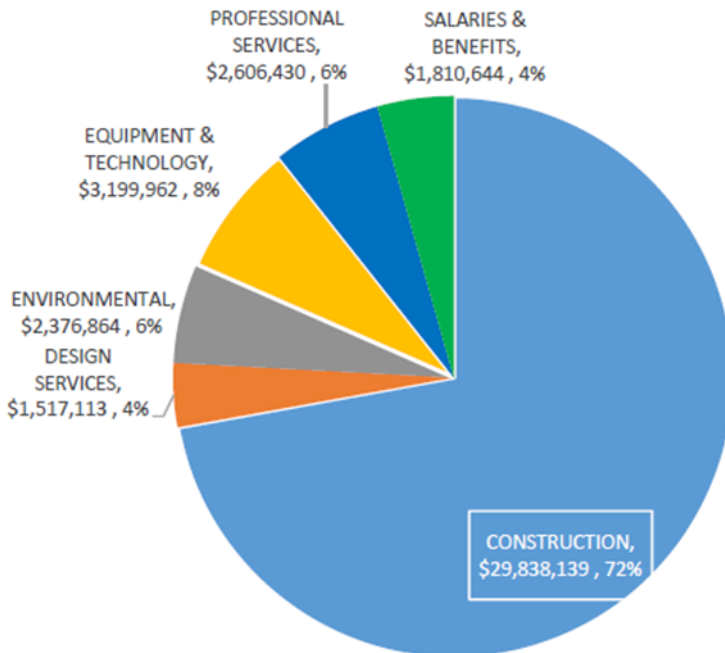
- ☐ **Feb 2022** — Governor's FY23 Budget Address and Proposed Budget
— FY22 Q2 Quarterly School Manager Report released
- ☐ **Mar 2022** — Board of Education approves FY23 Lump Sum Statement
— School budgets for FY23 submitted

Quarter 4

- ☐ **Apr 2022** — Mayor's FY23 Budget Address and Proposed Budget
— FY23 Budget Books published
— Board of Education Budget Hearing for FY23
- ☐ **May 2022** — City Council School District Budget Hearing
— FY22 Q3 Quarterly School Manager Report released
— Board of Education adoption of FY23 Budget and FY22 Amended Budget
— City Council adoption of FY23 Budget
— City Council passes bill to authorize District to levy FY23 taxes
- ☐ **June 2022** — Enactment of FY23 State budget
— Board of Education approves authority to levy and assess FY23 taxes

CAPITAL UPDATE

Q4 Capital Spending \$41.3 million



CONTACT US

Management and Budget

215-400-4510

www.philasd.org/budget

Grants Fiscal Services

215-400-4890

www.philasd.org/grantcompliance/

Capital Programs

215-400-4730

www.philasd.org/capitalprograms/