

If you have a disability and the format of any material on our web pages interferes with your ability to access the information or you have a question regarding the School District's website accessibility, please contact us via any of the following means for assistance:

The School District of Philadelphia  
Office of Family and Community Engagement  
440 N. Broad Street, Suite 114  
Philadelphia, PA 19130-4015  
Email: [ask@philasd.org](mailto:ask@philasd.org)  
Tel: (215) 400-4000  
Fax: (215) 400-4181

To help us respond in a manner most helpful to you, please indicate the nature of the accessibility problem, the web address of the requested material, your preferred format in which you want to receive the material (electronic format (ASCII, etc.), standard print, large print, etc.), and your contact information (name, email, telephone, and physical mailing address).



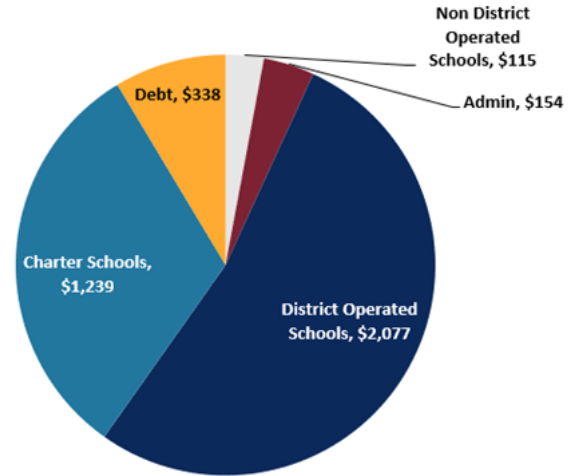
## QUARTERLY SCHOOL MANAGER REPORT FOR PERIOD ENDED SEPTEMBER 30, 2021

### OPERATING & FEDERAL COVID-19 RELIEF FUND BUDGET UPDATE

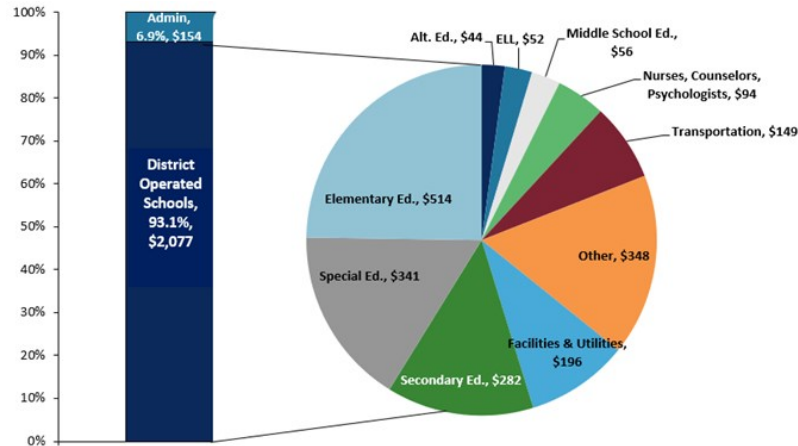
Category	FISCAL YEAR 2022		
	Adopted Budget	Current Projection	YTD Sept. 30, 2021
<b>REVENUE</b>			
Local Tax Revenue	1,353,949,187	1,362,816,984	83,697,756
Local Non Tax Revenue	277,095,256	277,346,452	64,636,351
State Revenue	1,565,571,682	1,651,420,934	266,579,381
Federal Revenue	16,607,700	16,607,700	6,188,519
<b>Subtotal Revenues</b>	<b>3,213,223,825</b>	<b>3,308,192,070</b>	<b>421,102,007</b>
Federal Relief Act Revenue	861,032,354	818,632,354	0
Total Other Financing Sources	2,049,000	2,049,000	0
<b>Total Revenues &amp; Other Sources</b>	<b>4,076,305,179</b>	<b>4,128,873,424</b>	<b>421,102,007</b>
Category	FISCAL YEAR 2022		
	Adopted Budget	Current Projection	YTD Sept. 30, 2021
<b>EXPENDITURES</b>			
A. District Operated Schools	2,092,999,832	2,169,017,450	292,563,777
B. Debt Service	338,303,570	317,772,548	170,220,046
C. Charter Schools	1,189,968,564	1,189,968,564	289,245,080
D. Charter Transportation	49,031,748	49,031,748	3,200,772
E. Other Non District Operated Schools	115,424,232	115,424,232	1,522,592
F. Administration	155,135,985	157,997,283	35,900,555
G. Undistributed Budgetary Adjustments	(16,659,927)	(16,659,927)	4,178,101
<b>Subtotal Expenditures</b>	<b>3,924,204,004</b>	<b>3,982,551,898</b>	<b>796,830,923</b>
Other Financing Uses	1,835,346	1,835,346	0
<b>Total Obligations &amp; Other Uses</b>	<b>3,926,039,350</b>	<b>3,984,387,244</b>	<b>796,830,923</b>
<b>Surplus (Deficit)</b>	<b>150,265,829</b>	<b>144,486,180</b>	
Transfers from Reserves	(13,320,667)	(13,320,667)	
Reserve for Facilities	12,500,000	12,500,000	
<b>Surplus/(Deficit) w/ Change in Reserves</b>	<b>149,445,162</b>	<b>143,665,513</b>	
Prior Year Fund Balance	134,423,372	187,978,176	
<b>Year End Fund Balance</b>	<b>283,868,534</b>	<b>331,643,689</b>	

### HOW WE SPEND

Overview (FY22 Adopted Budget)



### School Exp by Category (FY22 Adopted Budget)



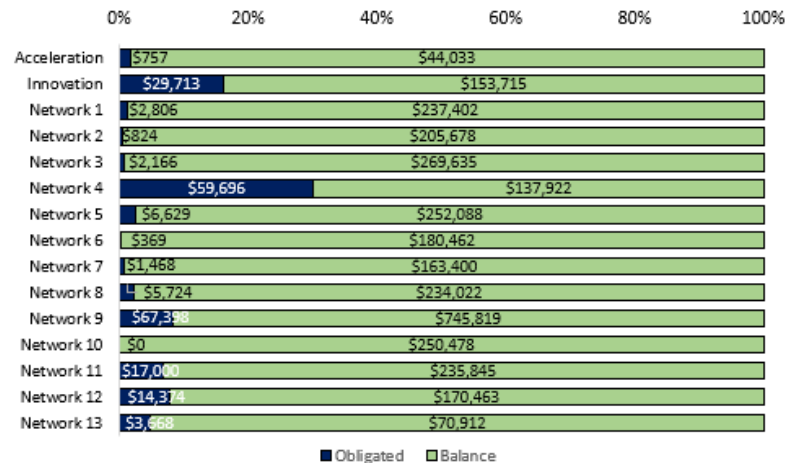
### TITLE I

Title I is a 100% Federally funded supplemental education program that provides financial assistance to students who are educationally disadvantaged or at risk of failing to meet state requirements.

#### Full Time Salaries and Benefits

Category (\$ in thousands)	FY22 Budget	Expended YTD 9/30/21	% Bal. Remaining
Full Time Salaries	\$81,862.71	\$6,955.69	92%
All Benefits	\$55,370.31	\$9,944.97	82%
<b>Total</b>	<b>\$137,233</b>	<b>\$16,901</b>	<b>88%</b>

#### Part-Time Salary & Non-Personnel Obligated by Network





## LARGEST VENDOR PAYMENTS

Activity through September 30, 2021

VENDOR NAME	AMOUNT
GD RAS LLC <sup>1</sup>	\$79,652,850
Keystone Health Plan East Inc	\$32,169,058
Independence Blue Cross	\$21,706,109
Apple Computer	\$12,039,621
Dell Marketing Lp C/O Dell Usa Lp	\$9,345,109
Philadelphia Performing Arts Charter School: A String Theory Charter School	\$9,306,434
Commonwealth Charter Academy Charter School	\$9,114,808
PECO Energy Company	\$7,963,616
Agora Cyber Charter School	\$7,892,743
First Philadelphia Preparatory Charter School	\$7,312,582

<sup>1</sup> Represents a one-time payment for the construction of the new Propel Academy

## BUDGET TIMELINE

### Quarter 1

- July 2021** — Board of Education authorizes the issuance and sale of Tax and Revenue Anticipation Notes for FY22
- Aug 2021** — FY21 Q4 Quarterly School Manager Report released

### Quarter 2

- Nov 2021** — FY22 Q1 Quarterly School Manager Report released

### Quarter 3

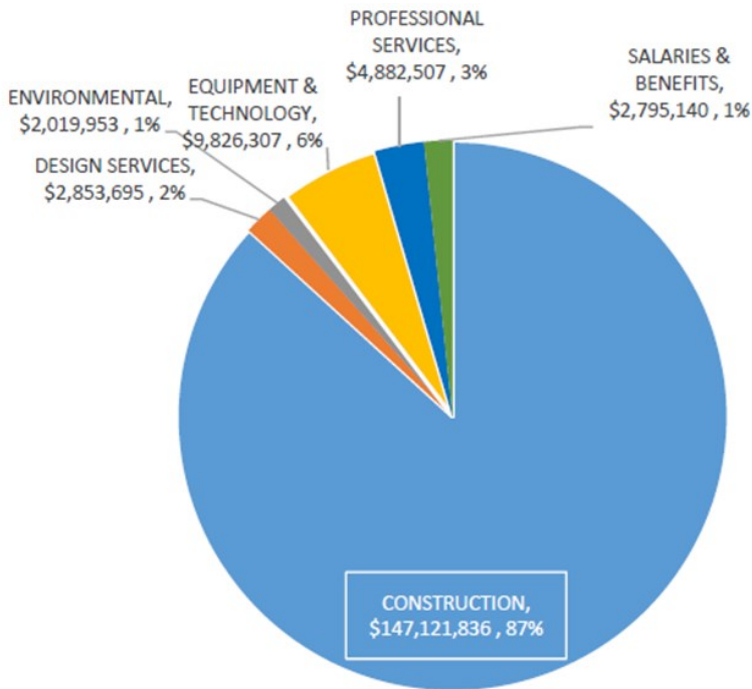
- Feb 2022** — Governor's FY23 Budget Address and Proposed Budget  
— FY22 Q2 Quarterly School Manager Report released
- Mar 2022** — Board of Education approves FY23 Lump Sum Statement  
— School budgets for FY23 submitted

### Quarter 4

- Apr 2022** — Mayor's FY23 Budget Address and Proposed Budget  
— FY23 Budget Books published  
— Board of Education Budget Hearing for FY23
- May 2022** — City Council School District Budget Hearing  
— FY22 Q3 Quarterly School Manager Report released  
— Board of Education adoption of FY23 Budget and FY22 Amended Budget  
— City Council adoption of FY23 Budget  
— City Council passes bill to authorize District to levy FY23 taxes
- June 2022** — Enactment of FY23 State budget  
— Board of Education approves authority to levy and assess FY23 taxes

## CAPITAL UPDATE

### Q1 Capital Spending \$169.5 million



## CONTACT US

Management and Budget

215-400-4510

[www.philasd.org/budget](http://www.philasd.org/budget)

Grants Fiscal Services

215-400-4890

[www.philasd.org/grantcompliance/](http://www.philasd.org/grantcompliance/)

Capital Programs

215-400-4730

[www.philasd.org/capitalprograms/](http://www.philasd.org/capitalprograms/)