

If you have a disability and the format of any material on our web pages interferes with your ability to access the information or you have a question regarding the School District's website accessibility, please contact us via any of the following means for assistance:

The School District of Philadelphia
Office of Family and Community Engagement
440 N. Broad Street, Suite 114
Philadelphia, PA 19130-4015
Email: ask@philasd.org
Tel: (215) 400-4000
Fax: (215) 400-4181

To help us respond in a manner most helpful to you, please indicate the nature of the accessibility problem, the web address of the requested material, your preferred format in which you want to receive the material (electronic format (ASCII, etc.), standard print, large print, etc.), and your contact information (name, email, telephone, and physical mailing address).



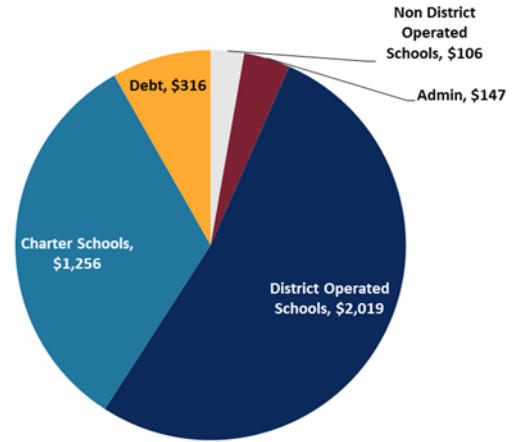
QUARTERLY SCHOOL MANAGER REPORT FOR PERIOD ENDED MARCH 31, 2022

OPERATING & FEDERAL COVID-19 RELIEF FUND BUDGET UPDATE

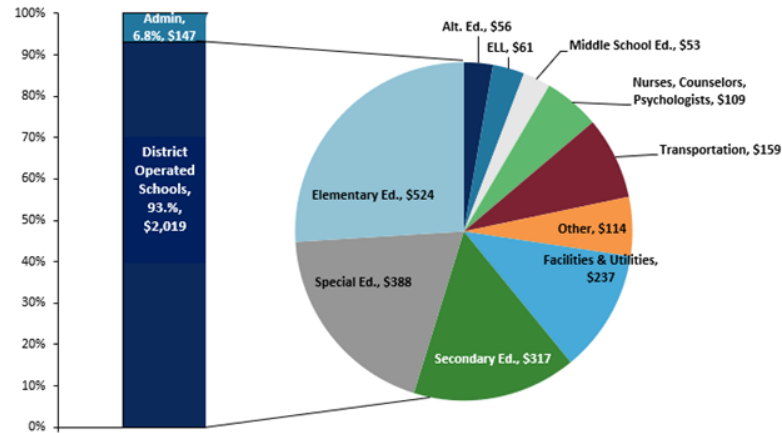
Category	FISCAL YEAR 2022		
	Adopted Budget	Current Projection	YTD Mar. 31, 2022
REVENUE			
Local Tax Revenue	1,353,949,187	1,358,391,967	944,143,309
Local Non Tax Revenue	277,095,256	282,100,983	198,196,918
State Revenue	1,565,571,682	1,645,138,304	1,020,838,878
Federal Revenue	16,607,700	16,607,700	14,450,078
Subtotal Revenues	3,213,223,825	3,302,238,954	2,177,629,182
Federal Relief Act Revenue	861,032,354	682,281,093	502,507,304
Total Other Financing Sources	2,049,000	2,117,382	0
Total Revenues & Other Sources	4,076,305,179	3,986,637,429	2,680,136,486
Category	FISCAL YEAR 2022		
	Adopted Budget	Current Projection	YTD Mar. 31, 2022
EXPENDITURES			
A. District Operated Schools	2,092,999,832	2,038,512,578	1,300,126,262
B. Debt Service	338,303,570	315,745,760	250,579,181
C. Charter Schools	1,189,968,564	1,206,642,022	883,344,517
D. Charter Transportation	49,031,748	49,596,190	29,627,185
E. Other Non District Operated Schools	115,424,232	106,497,955	43,919,292
F. Administration	155,135,985	148,531,148	98,369,913
G. Undistributed Budgetary Adjustments	(16,659,927)	(21,347,159)	(296,480)
Subtotal Expenditures	3,924,204,004	3,844,178,495	2,605,669,870
Other Financing Uses	1,835,346	2,200,346	94,820
Total Obligations & Other Uses	3,926,039,350	3,846,378,841	2,605,764,690
Surplus (Deficit)	150,265,829	140,258,588	
Transfers from Reserves	(13,320,667)	(13,320,667)	
Reserve for Facilities	12,500,000	12,500,000	
Surplus/(Deficit) w/ Change in	149,445,162	139,437,921	
Prior Year Fund Balance	134,423,372	202,513,381	
Year End Fund Balance	283,868,534	341,951,302	

HOW WE SPEND

Overview (FY22 Projected Budget)



School Expenditures by Category (FY22 Projected)



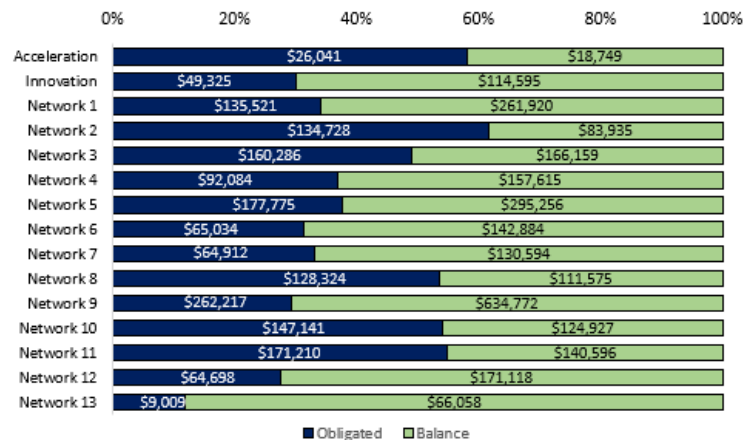
TITLE I

Title I is a 100% Federally funded supplemental education program that provides financial assistance to students who are educationally disadvantaged or at risk of failing to meet state requirements.

Full Time Salaries and Benefits

Category (\$ in thousands)	FY22 Budget	Expended YTD 03/31/22	% Bal. Remaining
Full Time Salaries and Benefits	\$165,448	\$108,979	34%

Part-Time Salary & Non-Personnel Obligated by Network





LARGEST VENDOR PAYMENTS

Activity through March 31, 2022

VENDOR NAME	AMOUNT
Keystone Health Plan East Inc	\$87,341,336
GD RAS LLC ¹	\$79,652,850
Independence Blue Cross	\$62,155,581
Commonwealth Charter Academy Charter School	\$33,428,061
Philadelphia Performing Arts Charter School: A String Theory Charter School	\$26,370,393
City of Philadelphia	\$24,032,664
Agora Cyber Charter School	\$22,952,671
Olney Charter High School	\$21,103,004
First Philadelphia Preparatory Charter School	\$20,750,862
Preferred Meal Systems, Inc.	\$19,152,503

¹ Represents a one-time payment for the construction of the new Propel Academy

BUDGET TIMELINE

Quarter 1

- ☑ **July 2021** — Board of Education authorizes the issuance and sale of Tax and Revenue Anticipation Notes for FY22
- ☑ **Aug 2021** — FY21 Q4 Quarterly School Manager Report released

Quarter 2

- ☑ **Nov 2021** — FY22 Q1 Quarterly School Manager Report released

Quarter 3

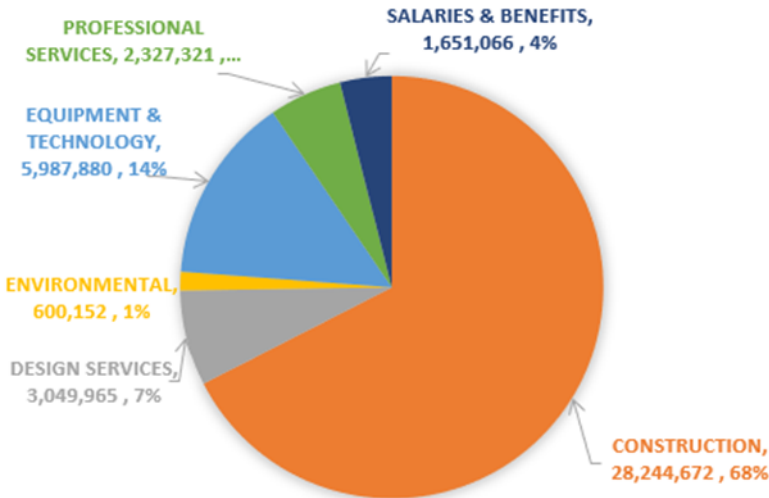
- ☑ **Feb 2022** — Governor’s FY23 Budget Address and Proposed Budget
— FY22 Q2 Quarterly School Manager Report released
- ☑ **Mar 2022** — Board of Education approves FY23 Lump Sum Statement
— School budgets for FY23 submitted
— Mayor’s FY23 Budget Address and Proposed Budget

Quarter 4

- ☑ **Apr 2022** — FY23 Budget Books published
— Board of Education Budget Hearing for FY23
- ☐ **May 2022** — City Council School District Budget Hearing
— **FY22 Q3 Quarterly School Manager Report released**
— Board of Education adoption of FY23 Budget and FY22 Amended Budget
— City Council adoption of FY23 Budget
— City Council passes bill to authorize District to levy FY23 taxes
- ☐ **June 2022** — Enactment of FY23 State budget
— Board of Education approves authority to levy and assess FY23 taxes

CAPITAL UPDATE

Q3 Capital Spending \$41.9 million



CONTACT US

Management and Budget

215-400-4510

www.philasd.org/budget

Grants Fiscal Services

215-400-4890

www.philasd.org/grantcompliance/

Capital Programs

215-400-4730

www.philasd.org/capitalprograms/