

If you have a disability and the format of any material on our web pages interferes with your ability to access the information or you have a question regarding the School District's website accessibility, please contact us via any of the following means for assistance:

The School District of Philadelphia
Office of Family and Community Engagement
440 N. Broad Street, Suite 114
Philadelphia, PA 19130-4015
Email: ask@philasd.org
Tel: (215) 400-4000
Fax: (215) 400-4181

To help us respond in a manner most helpful to you, please indicate the nature of the accessibility problem, the web address of the requested material, your preferred format in which you want to receive the material (electronic format (ASCII, etc.), standard print, large print, etc.), and your contact information (name, email, telephone, and physical mailing address).



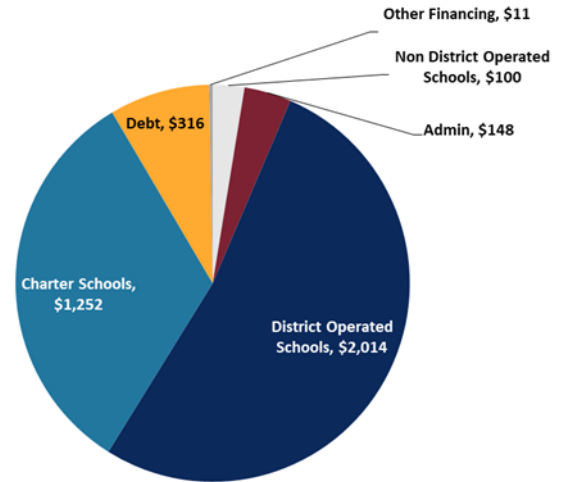
QUARTERLY SCHOOL MANAGER REPORT FOR PERIOD ENDED JUNE 30, 2022

OPERATING & FEDERAL COVID-19 RELIEF FUND BUDGET UPDATE

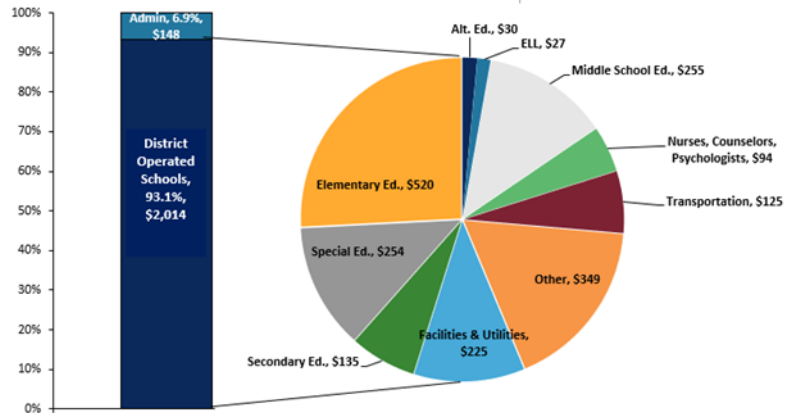
Category	FISCAL YEAR 2022		
	Amended Budget	Current Projection	Current Projection Over (Under)
REVENUE			
Local Tax Revenue	1,361,729,341	1,375,905,014	14,175,673
Local Non Tax Revenue	280,513,226	288,181,601	7,668,375
State Revenue	1,622,150,645	1,608,758,088	(13,392,557)
Federal Revenue	16,607,700	16,524,316	(83,384)
Subtotal Revenues	3,281,000,912	3,289,369,019	8,368,107
Federal Relief Act Revenue	756,387,022	735,612,255	(20,774,767)
Total Other Financing Sources	21,319,305	16,361,362	(4,957,943)
Total Revenues & Other Sources	4,058,707,239	4,041,342,636	(17,364,603)
Category	FISCAL YEAR 2022		
	Amended Budget	Current Projection	Current Projection Over (Under)
EXPENDITURES			
A. District Operated Schools	2,023,370,374	1,988,311,894	(35,058,480)
B. Debt Service	316,087,116	315,733,429	(353,687)
C. Charter Schools	1,202,142,022	1,209,904,650	7,762,628
D. Charter Transportation	50,356,383	48,218,813	(2,137,570)
E. Other Non District Operated Schools	99,666,931	94,536,362	(5,130,569)
F. Administration	149,026,137	144,827,547	(4,198,590)
G. Undistributed Budgetary Adjustments	(10,458,521)	(5,958,822)	(4,499,699)
Subtotal Expenditures	3,830,190,442	3,795,573,873	(34,616,569)
Other Financing Uses	11,084,880	11,084,880	-
Total Obligations & Other Uses	3,841,275,322	3,806,658,753	(34,616,569)
Surplus (Deficit)	217,431,917	234,683,883	17,251,966
Transfers from Reserves	(13,320,667)	(13,320,667)	-
Reserve for Facilities	12,500,000	12,500,000	-
Other Reserve	-	(35,000,000)	(35,000,000)
Surplus/(Deficit) w/ Change in Reserves	216,611,250	198,863,216	(17,748,034)
Prior Year Fund Balance	202,513,381	202,513,381	-
Year End Fund Balance	419,124,631	401,376,597	(17,748,034)

HOW WE SPEND

Overview (FY22 Amended Budget)



School Expenditures by Category (FY22 Amended Budget)



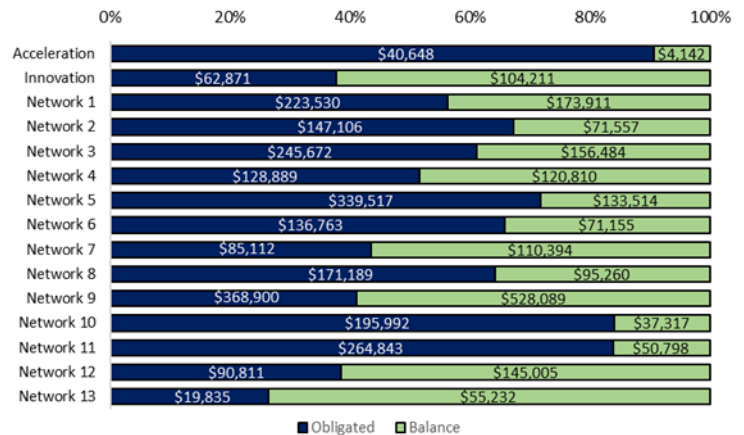
TITLE I

Title I is a 100% Federally funded supplemental education program that provides financial assistance to students who are educationally disadvantaged or at risk of failing to meet state requirements.

Full Time Salaries and Benefits

Category (\$ in thousands)	FY22 Budget	Expended YTD 06/30/22	% Bal. Remaining
Full Time Salaries and Benefits	\$165,708	\$148,612	10%

Part-Time Salary & Non-Personnel Obligated by Network





LARGEST VENDOR PAYMENTS

Activity through June 30, 2022

VENDOR NAME	AMOUNT
Keystone Health Plan East Inc	\$95,180,588
GD RAS LLC ¹	\$79,652,850
Independence Blue Cross	\$68,948,636
Commonwealth Charter Academy Charter School	\$37,998,994
Philadelphia Performing Arts Charter School: A String Theory Charter School	\$29,165,947
Agora Cyber Charter School	\$25,942,085
City of Philadelphia	\$24,032,664
Olney Charter High School	\$22,889,162
First Philadelphia Preparatory Charter School	\$22,835,642
Preferred Meal Systems, Inc.	\$22,279,080

¹Represents a one-time payment for the construction of the new Propel Academy

BUDGET TIMELINE

Quarter 1

- July 2022** — Board of Education authorizes the issuance and sale of Tax and Revenue Anticipation Notes for FY23
- Aug 2022**— FY22 Q4 Quarterly School Manager Report released

Quarter 2

- Nov 2022** — FY23 Q1 Quarterly School Manager Report released

Quarter 3

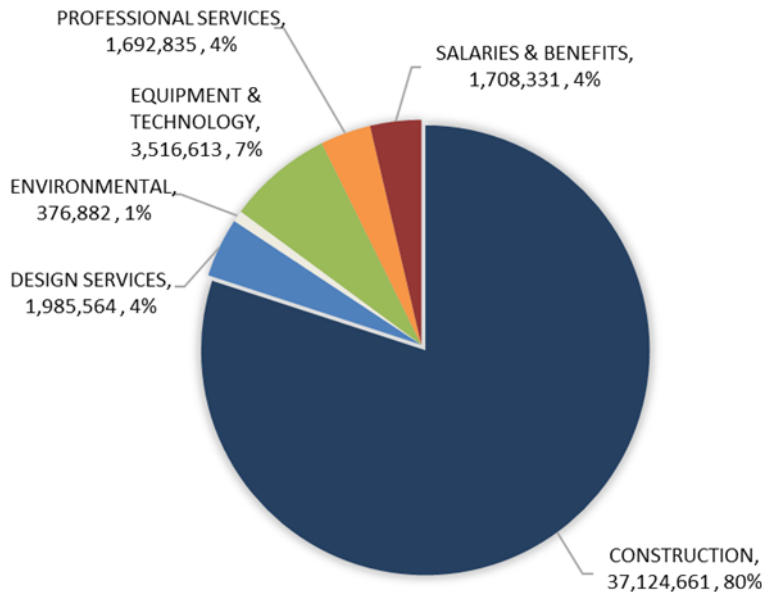
- Feb 2023** — Governor’s FY24 Budget Address and Proposed Budget
— FY23 Q2 Quarterly School Manager Report released
- Mar 2023** — Board of Education approves FY24 Lump Sum Statement
— School budgets for FY24 submitted
— Mayor’s FY24 Budget Address and Proposed Budget

Quarter 4

- Apr 2023** — FY24 Budget Books published
— Board of Education Budget Hearing for FY24
- May 2023** — City Council School District Budget Hearing
— FY23 Q3 Quarterly School Manager Report released
— Board of Education adoption of FY24 Budget and FY23 Amended Budget
— City Council adoption of FY24 Budget
— City Council passes bill to authorize District to levy FY24 taxes
- June 2023** — Enactment of FY24 State budget
— Board of Education approves authority to levy and assess FY24 taxes

CAPITAL UPDATE

Q4 Capital Spending \$46.4 million



CONTACT US

Management and Budget

215-400-4510

www.philasd.org/budget

Grants Fiscal Services

215-400-4890

www.philasd.org/grantcompliance/

Capital Programs

215-400-4730

www.philasd.org/capitalprograms/