

If you have a disability and the format of any material on our web pages interferes with your ability to access the information or you have a question regarding the School District's website accessibility, please contact us via any of the following means for assistance:

The School District of Philadelphia
Office of Family and Community Engagement
440 N. Broad Street, Suite 114
Philadelphia, PA 19130-4015
Email: ask@philasd.org
Tel: (215) 400-4000
Fax: (215) 400-4181

To help us respond in a manner most helpful to you, please indicate the nature of the accessibility problem, the web address of the requested material, your preferred format in which you want to receive the material (electronic format (ASCII, etc.), standard print, large print, etc.), and your contact information (name, email, telephone, and physical mailing address).



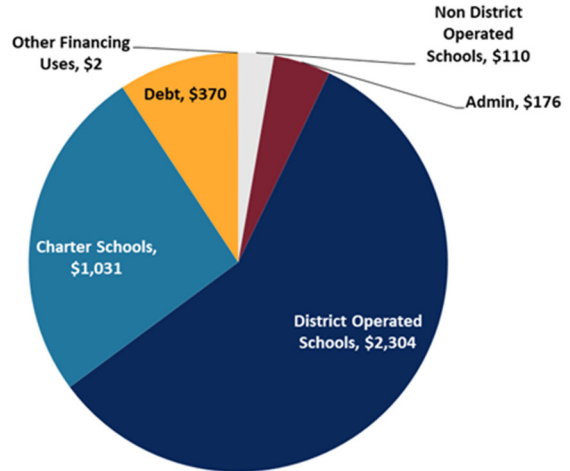
QUARTERLY SCHOOL MANAGER REPORT FOR PERIOD ENDED SEPTEMBER 30, 2022

OPERATING & FEDERAL COVID-19 RELIEF FUND BUDGET UPDATE

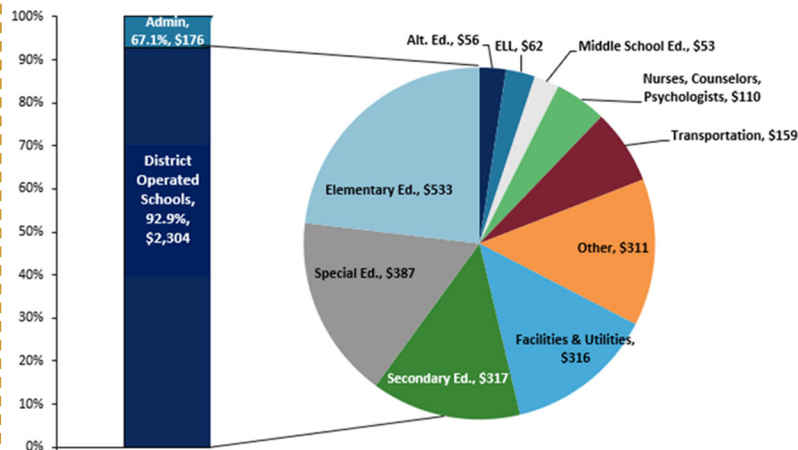
Category	FISCAL YEAR 2023		
	Adopted Budget	Current Projection	YTD Sept. 30, 2022
REVENUE			
Local Tax Revenue	1,508,172,606	1,477,731,779	80,579,878
Local Non Tax Revenue	289,108,108	296,739,332	71,232,191
State Revenue	2,232,225,227	1,979,663,606	288,897,821
Federal Revenue	16,479,182	16,479,182	6,188,519
Subtotal Revenues	4,045,985,123	3,770,613,899	446,898,407
Federal Relief Act Revenue	459,044,173	459,044,173	73,603,205
Total Other Financing Sources	18,267,796	18,267,796	0
Total Revenues & Other Sources	4,523,297,092	4,247,925,868	520,501,613
Category	FISCAL YEAR 2023		
	Adopted Budget	Current Projection	YTD Sept. 30, 2022
EXPENDITURES			
A. District Operated Schools	2,312,116,562	2,312,116,562	325,355,012
B. Debt Service	369,500,483	369,500,483	172,228,137
C. Charter Schools	972,134,959	1,117,449,190	262,994,775
D. Charter Transportation	59,099,226	59,099,226	4,046,786
E. Other Non District Operated Schools	109,656,407	109,656,407	3,008,791
F. Administration	176,252,341	176,252,342	40,913,628
G. Undistributed Budgetary Adjustments	(8,958,521)	(8,958,521)	0
H. Governor's Proposed Budget Expenses	412,119,000	0	0
Subtotal Expenditures	4,401,920,457	4,135,115,689	808,547,129
Other Financing Uses	2,218,425	2,218,425	0
Total Obligations & Other Uses	4,404,138,883	4,137,334,114	808,547,129
Surplus (Deficit)	119,158,209	110,591,754	
Transfers from Reserves	28,259,333	28,259,333	
Surplus/(Deficit) w/ Change in Reserves	147,417,542	138,851,087	
Prior Year Fund Balance	419,124,987	407,686,522	
Year End Fund Balance	566,542,529	546,537,609	

HOW WE SPEND

Overview (FY23 Adopted Budget)



School Expenditures by Category (FY23 Adopted Budget)



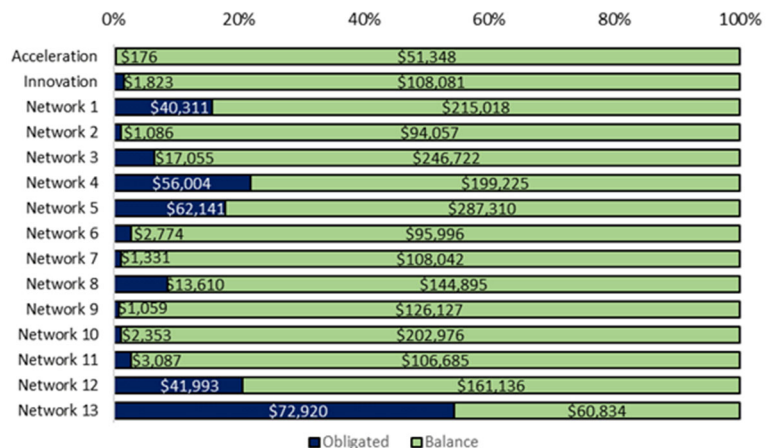
TITLE I

Title I is a 100% Federally funded supplemental education program that provides financial assistance to students who are educationally disadvantaged or at risk of failing to meet state requirements.

Full Time Salaries and Benefits

Category (\$ in thousands)	FY23 Budget	Expended YTD 09/30/22	% Bal. Remaining
Full Time Salaries and Benefits	\$143,078	\$32,972	77%

Part-Time Salary & Non-Personnel Obligated by Network





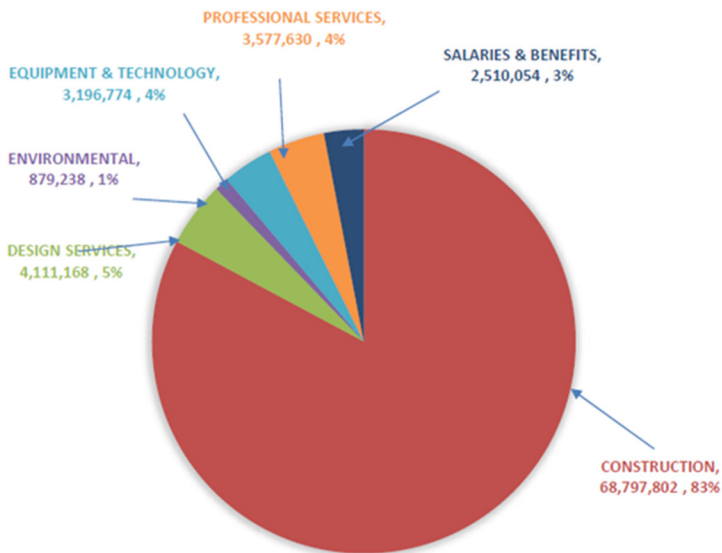
LARGEST VENDOR PAYMENTS

Activity through September 30, 2022

VENDOR NAME	AMOUNT
Keystone Health Plan East Inc	\$26,135,393
Independence Blue Cross	\$20,779,713
City of Philadelphia	\$19,470,690
Commonwealth Charter Academy Charter School	\$17,319,231
Dell Marketing Lp C/O Dell Usa Lp	\$14,700,862
Philadelphia Performing Arts Charter School: A String Theory Charter School	\$8,550,630
Agora Cyber Charter School	\$8,143,344
Weatherproofing Technologies, Inc.	\$7,450,268
Savvas Learning Company LLC	\$7,304,011
Visual Sound, Inc.	\$7,279,806

CAPITAL UPDATE

Q1 Capital Spending \$83.1 million



BUDGET TIMELINE

Quarter 1

- ☑ **July 2022** — Board of Education authorizes the issuance and sale of Tax and Revenue Anticipation Notes for FY23

- ☑ **Aug 2022** — FY22 Q4 Quarterly School Manager Report released

Quarter 2

- ☑ **Nov 2022** — FY23 Q1 Quarterly School Manager Report released

Quarter 3

- ☐ **Feb 2023** — Governor's FY24 Budget Address and Proposed Budget
— FY23 Q2 Quarterly School Manager Report released
- ☐ **Mar 2023** — Board of Education approves FY24 Lump Sum Statement
— School budgets for FY24 submitted
— Mayor's FY24 Budget Address and Proposed Budget

Quarter 4

- ☐ **Apr 2023** — FY24 Budget Books published
— Board of Education Budget Hearing for FY24
- ☐ **May 2023** — City Council School District Budget Hearing
— FY23 Q3 Quarterly School Manager Report released
— Board of Education adoption of FY24 Budget and FY23 Amended Budget
— City Council adoption of FY24 Budget
— City Council passes bill to authorize District to levy FY24 taxes
- ☐ **June 2023** — Enactment of FY24 State budget
— Board of Education approves authority to levy and assess FY24 taxes

CONTACT US

Management and Budget

215-400-4510

www.philasd.org/budget

Grants Fiscal Services

215-400-4890

www.philasd.org/grantcompliance/

Capital Programs

215-400-4730

www.philasd.org/capitalprograms/