

If you have a disability and the format of any material on our web pages interferes with your ability to access the information or you have a question regarding the School District's website accessibility, please contact us via any of the following means for assistance:

The School District of Philadelphia
Office of Family and Community Engagement
440 N. Broad Street, Suite 114
Philadelphia, PA 19130-4015
Email: ask@philasd.org
Tel: (215) 400-4000
Fax: (215) 400-4181

To help us respond in a manner most helpful to you, please indicate the nature of the accessibility problem, the web address of the requested material, your preferred format in which you want to receive the material (electronic format (ASCII, etc.), standard print, large print, etc.), and your contact information (name, email, telephone, and physical mailing address).



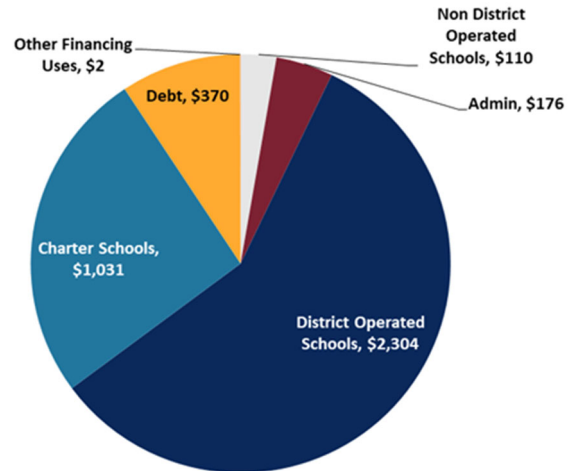
QUARTERLY SCHOOL MANAGER REPORT FOR PERIOD ENDED DECEMBER 31, 2022

OPERATING & FEDERAL COVID-19 RELIEF FUND BUDGET UPDATE

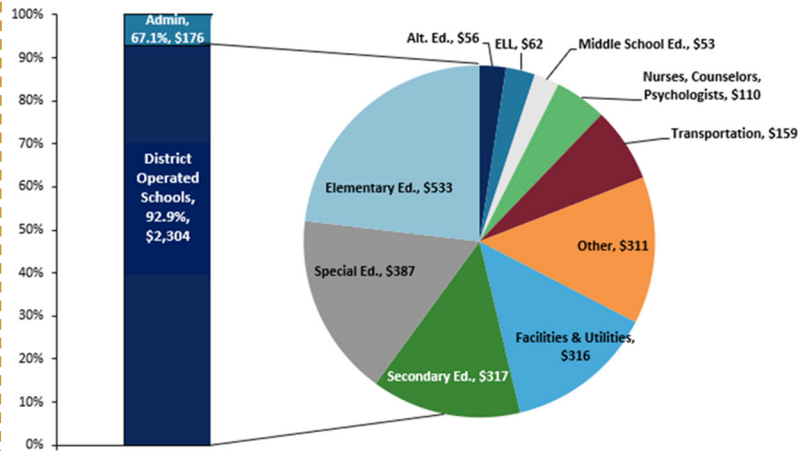
Category	FISCAL YEAR 2023		
	Adopted Budget	Current Projection	YTD Dec. 31, 2022
REVENUE			
Local Tax Revenue	1,508,172,606	1,500,748,936	261,020,300
Local Non Tax Revenue	289,108,108	319,845,464	150,801,396
State Revenue	2,232,225,227	1,964,211,224	805,733,570
Federal Revenue	16,479,182	16,402,836	6,188,519
Subtotal Revenues	4,045,985,123	3,801,208,460	1,223,743,785
Federal Relief Act Revenue	459,044,173	418,398,746	159,983,085
Total Other Financing Sources	18,267,796	13,309,080	0
Total Revenues & Other Sources	4,523,297,092	4,232,916,286	1,383,726,870
Category	FISCAL YEAR 2023		
	Adopted Budget	Current Projection	YTD Dec. 31, 2022
EXPENDITURES			
A. District Operated Schools	2,312,116,562	2,263,094,006	855,981,652
B. Debt Service	369,500,483	369,248,372	201,899,295
C. Charter Schools	972,134,959	1,112,439,672	552,070,636
D. Charter Transportation	59,099,226	53,378,348	20,034,918
E. Other Non District Operated Schools	109,656,407	104,435,739	19,138,110
F. Administration	176,252,341	176,664,651	78,001,904
G. Undistributed Budgetary Adjustments	(8,958,521)	(7,453,064)	0
H. Governor's Proposed Budget Expenses	412,119,000	0	0
Subtotal Expenditures	4,401,920,457	4,071,807,724	1,727,126,515
Other Financing Uses	2,218,425	1,935,884	0
Total Obligations & Other Uses	4,404,138,883	4,073,743,608	1,727,126,515
Surplus (Deficit)	119,158,209	159,172,678	
Transfers from Reserves	28,259,333	28,259,333	
Surplus (Deficit) w/ Change in Reserves	147,417,542	187,432,011	
Prior Year Fund Balance	419,124,987	404,183,441	
Year End Fund Balance	566,542,529	591,615,452	

HOW WE SPEND

Overview (FY23 Adopted Budget)



School Expenditures by Category (FY23 Adopted Budget)



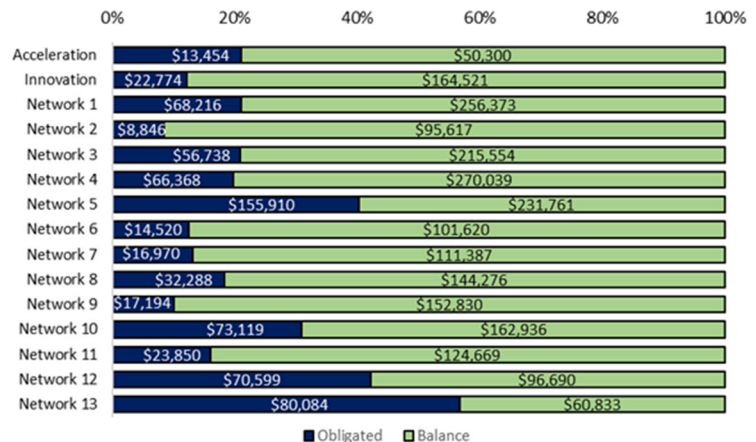
TITLE I

Title I is a 100% Federally funded supplemental education program that provides financial assistance to students who are educationally disadvantaged or at risk of failing to meet state requirements.

Full Time Salaries and Benefits

Category (\$ in thousands)	FY23 Budget	Expended YTD 12/31/22	% Bal. Remaining
Full Time Salaries and Benefits	\$142,644	\$63,691	55%

Part-Time Salary & Non-Personnel Obligated by Network





LARGEST VENDOR PAYMENTS

Activity through December 31, 2022

VENDOR NAME	AMOUNT
Keystone Health Plan East Inc	\$50,942,575
Independence Blue Cross	\$42,292,058
Commonwealth Charter Academy Charter School	\$30,012,427
Agora Cyber Charter School	\$17,623,586
Dell Marketing Lp C/O Dell Usa Lp	\$17,618,298
Philadelphia Performing Arts Charter School: A String Theory Charter School	\$17,302,581
Southeastern Pennsylvania Transportation Authority	\$14,841,831
PECO Energy Company	\$13,498,533
First Philadelphia Preparatory Charter School	\$13,071,406
Weatherproofing Technologies, Inc.	\$12,314,425

BUDGET TIMELINE

Quarter 1

- ☑ **July 2022** — Board of Education authorizes the issuance and sale of Tax and Revenue Anticipation Notes for FY23

- ☑ **Aug 2022** — FY22 Q4 Quarterly School Manager Report released

Quarter 2

- ☑ **Nov 2022** — FY23 Q1 Quarterly School Manager Report released

Quarter 3

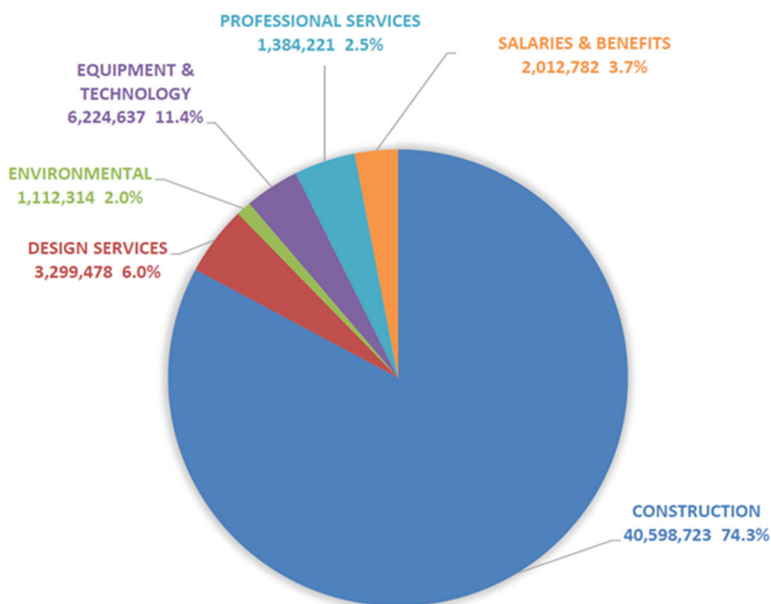
- ☑ **Feb 2023** — FY23 Q2 Quarterly School Manager Report released
- ☐ **Mar 2023** — Board of Education approves FY24 Lump Sum Statement
 - School budgets for FY24 submitted
 - Governor's FY24 Budget Address and Proposed Budget
 - Mayor's FY24 Budget Address and Proposed Budget

Quarter 4

- ☐ **Apr 2023** — FY24 Budget Books published
 - Board of Education Budget Hearing for FY24
- ☐ **May 2023** — City Council School District Budget Hearing
 - FY23 Q3 Quarterly School Manager Report released
 - Board of Education adoption of FY24 Budget and FY23 Amended Budget
 - City Council adoption of FY24 Budget
 - City Council passes bill to authorize District to levy FY24 taxes
- ☐ **June 2023** — Enactment of FY24 State budget
 - Board of Education approves authority to levy and assess FY24 taxes

CAPITAL UPDATE

Q2 Capital Spending \$54.6 million



CONTACT US

Management and Budget

215-400-4510

www.philasd.org/budget

Grants Fiscal Services

215-400-4890

www.philasd.org/grantcompliance/

Capital Programs

215-400-4730

www.philasd.org/capitalprograms/