

If you have a disability and the format of any material on our web pages interferes with your ability to access the information or you have a question regarding the School District's website accessibility, please contact us via any of the following means for assistance:

The School District of Philadelphia  
Office of Family and Community Engagement  
440 N. Broad Street, Suite 114  
Philadelphia, PA 19130-4015  
Email: [ask@philasd.org](mailto:ask@philasd.org)  
Tel: (215) 400-4000  
Fax: (215) 400-4181

To help us respond in a manner most helpful to you, please indicate the nature of the accessibility problem, the web address of the requested material, your preferred format in which you want to receive the material (electronic format (ASCII, etc.), standard print, large print, etc.), and your contact information (name, email, telephone, and physical mailing address).



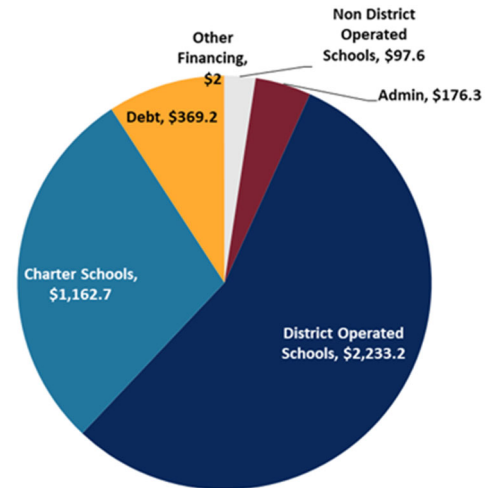
## QUARTERLY SCHOOL MANAGER REPORT FOR PERIOD ENDED MARCH 31, 2023

### OPERATING & FEDERAL COVID-19 RELIEF FUND BUDGET UPDATE

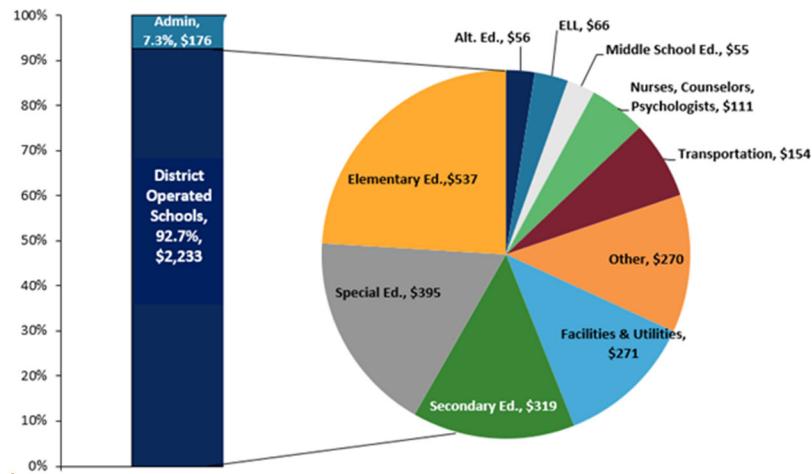
Category	FISCAL YEAR 2023		
	Adopted Budget	Current Projection	YTD Mar. 31, 2023
<b>REVENUE</b>			
Local Tax Revenue	1,508,172,606	1,504,336,124	1,123,626,334
Local Non Tax Revenue	289,108,108	319,845,464	227,904,446
State Revenue	2,232,225,227	1,981,547,675	1,144,839,572
Federal Revenue	16,479,182	16,402,836	8,199,763
<b>Subtotal Revenues</b>	<b>4,045,985,123</b>	<b>3,822,132,098</b>	<b>2,504,570,115</b>
Federal Relief Act Revenue	459,044,173	420,812,195	217,442,633
Total Other Financing Sources	18,267,796	13,309,080	7,841,174
<b>Total Revenues &amp; Other Sources</b>	<b>4,523,297,092</b>	<b>4,256,253,373</b>	<b>2,729,853,922</b>
Category	FISCAL YEAR 2023		
	Adopted Budget	Current Projection	YTD Mar. 31, 2023
<b>EXPENDITURES</b>			
A. District Operated Schools	2,312,116,562	2,241,925,468	1,445,496,191
B. Debt Service	369,500,483	369,248,372	290,737,800
C. Charter Schools	972,134,959	1,112,739,435	822,492,027
D. Charter Transportation	59,099,226	49,930,476	32,995,755
E. Other Non District Operated Schools	109,656,407	97,602,279	39,732,334
F. Administration	176,252,341	176,954,259	118,968,629
G. Undistributed Budgetary Adjustments	(8,958,521)	(9,453,064)	0
H. Governor's Proposed Budget Expenses	412,119,000	0	0
<b>Subtotal Expenditures</b>	<b>4,401,920,457</b>	<b>4,038,947,225</b>	<b>2,750,422,736</b>
Other Financing Uses	2,218,425	1,868,142	110,167
<b>Total Obligations &amp; Other Uses</b>	<b>4,404,138,883</b>	<b>4,040,815,367</b>	<b>2,750,532,903</b>
<b>Surplus (Deficit)</b>	<b>119,158,209</b>	<b>215,438,006</b>	
Transfers from Reserves	28,259,333	28,259,333	
<b>Surplus/(Deficit) w/ Change in Reserves</b>	<b>147,417,542</b>	<b>243,697,339</b>	
Prior Year Fund Balance	419,124,987	408,174,432	
<b>Year End Fund Balance</b>	<b>566,542,529</b>	<b>651,871,771</b>	

### HOW WE SPEND

Overview (FY23 Proj. Budget)



School Expenditures by Category (FY23 Proj. Budget)



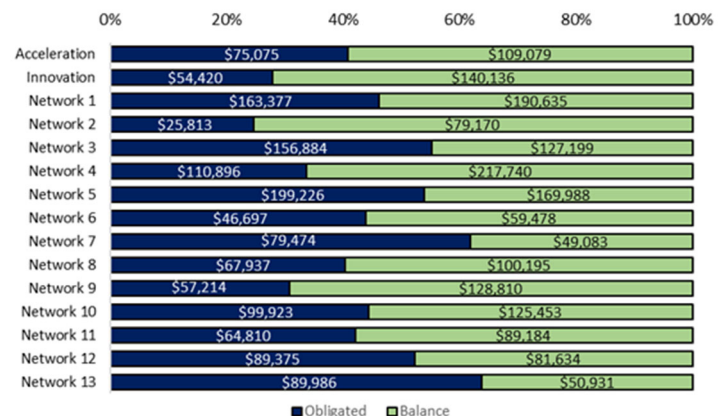
### TITLE I

Title I is a 100% Federally funded supplemental education program that provides financial assistance to students who are educationally disadvantaged or at risk of failing to meet state requirements.

#### Full Time Salaries and Benefits

Category (\$ in thousands)	FY23 Budget	Expended YTD 3/31/23	% Bal. Remaining
Full Time Salaries and Benefits	\$142,998	\$111,653	22%

#### Part-Time Salary & Non-Personnel Obligated by Network





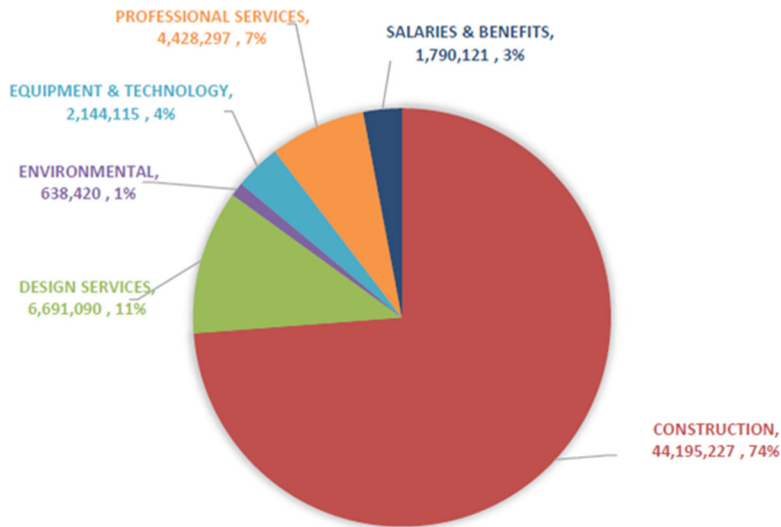
## LARGEST VENDOR PAYMENTS

Activity through March 31, 2023

VENDOR NAME	AMOUNT
Key stone Health Plan East Inc	\$61,225,936
Independence Blue Cross	\$50,426,753
Commonwealth Charter Academy Charter School	\$39,132,791
City of Philadelphia	\$29,254,250
Philadelphia Performing Arts Charter School: A String Theory Charter School	\$23,059,445
Agora Cyber Charter School	\$22,856,514
Southeastern Pennsylvania Transportation Authority	\$18,347,079
Dell Marketing Lp C/O Dell Usa Lp	\$17,851,764
First Philadelphia Preparatory Charter School	\$17,477,404
Mathematics, Sciences and Technology Community Charter School II	\$15,874,271

## CAPITAL UPDATE

### Q3 Capital Spending \$59.9 million



## BUDGET TIMELINE

### Quarter 1

- ☑ **July 2022** — Board of Education authorizes the issuance and sale of Tax and Revenue Anticipation Notes for FY23

- ☑ **Aug 2022** — FY22 Q4 Quarterly School Manager Report released

### Quarter 2

- ☑ **Nov 2022** — FY23 Q1 Quarterly School Manager Report released

### Quarter 3

- ☑ **Feb 2023** — FY23 Q2 Quarterly School Manager Report released
- ☑ **Mar 2023** — Board of Education approves FY24 Lump Sum Statement
  - School budgets for FY24 submitted
  - Governor's FY24 Budget Address and Proposed Budget
  - Mayor's FY24 Budget Address and Proposed Budget

### Quarter 4

- ☑ **Apr 2023** — FY24 Budget Books published
  - Board of Education Budget Hearing for FY24
- ☐ **May 2023** — City Council School District Budget Hearing
  - FY23 Q3 Quarterly School Manager Report released
  - Board of Education adoption of FY24 Budget and FY23 Amended Budget
  - City Council adoption of FY24 Budget
  - City Council passes bill to authorize District to levy FY24 taxes
- ☐ **June 2023** — Enactment of FY24 State budget
  - Board of Education approves authority to levy and assess FY24 taxes

## CONTACT US

Management and Budget

215-400-4510

[www.philasd.org/budget](http://www.philasd.org/budget)

Grants Fiscal Services

215-400-4890

[www.philasd.org/grantcompliance/](http://www.philasd.org/grantcompliance/)

Capital Programs

215-400-4730

[www.philasd.org/capitalprograms/](http://www.philasd.org/capitalprograms/)