

If you have a disability and the format of any material on our web pages interferes with your ability to access the information or you have a question regarding the School District's website accessibility, please contact us via any of the following means for assistance:

The School District of Philadelphia  
Office of Family and Community Engagement  
440 N. Broad Street, Suite 114  
Philadelphia, PA 19130-4015  
Email: [ask@philasd.org](mailto:ask@philasd.org)  
Tel: (215) 400-4000  
Fax: (215) 400-4181

To help us respond in a manner most helpful to you, please indicate the nature of the accessibility problem, the web address of the requested material, your preferred format in which you want to receive the material (electronic format (ASCII, etc.), standard print, large print, etc.), and your contact information (name, email, telephone, and physical mailing address).



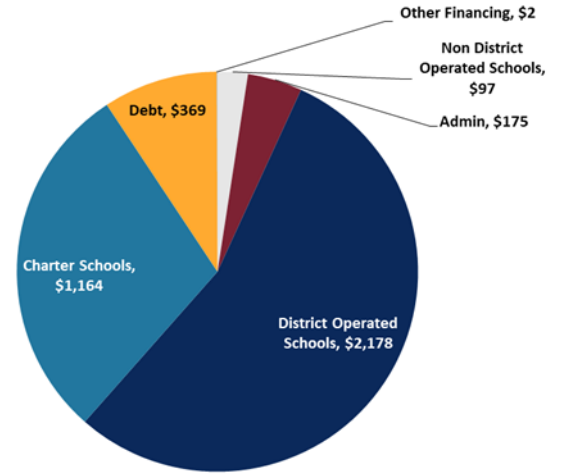
## QUARTERLY SCHOOL MANAGER REPORT FOR PERIOD ENDED JUNE 30, 2023

### OPERATING & FEDERAL COVID-19 RELIEF FUND BUDGET UPDATE

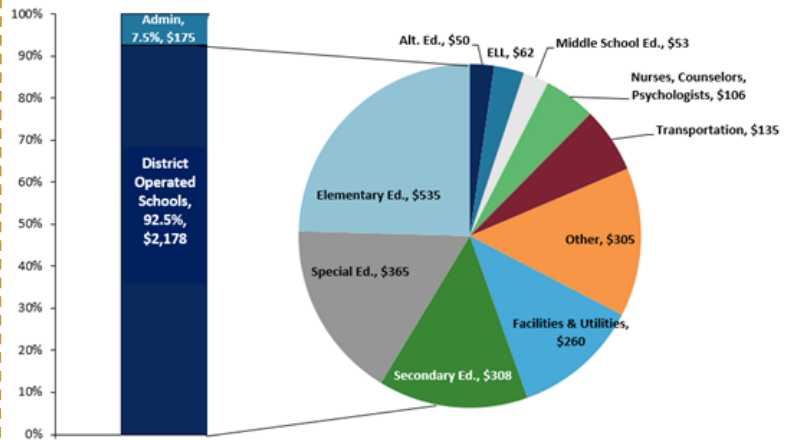
Category	FISCAL YEAR 2023		
	Amended Budget	Current Projection	Current Projection Over (Under)
<b>REVENUE</b>			
Local Tax Revenue	1,502,781,017	1,531,107,781	28,326,764
Local Non Tax Revenue	325,899,626	336,216,802	10,317,176
State Revenue	1,977,442,454	1,975,576,233	(1,866,221)
Federal Revenue	16,667,020	16,687,868	20,848
<b>Subtotal Revenues</b>	<b>3,822,790,117</b>	<b>3,859,588,684</b>	<b>36,798,567</b>
Federal Relief Act Revenue	369,369,467	291,483,520	(77,885,947)
Total Other Financing Sources	13,309,080	13,309,530	450
<b>Total Revenues &amp; Other Sources</b>	<b>4,205,468,664</b>	<b>4,164,381,735</b>	<b>(41,086,930)</b>
Category	FISCAL YEAR 2023		
	Amended Budget	Current Projection	Current Projection Over (Under)
<b>EXPENDITURES</b>			
A. District Operated Schools	2,186,985,034	2,111,804,831	(75,180,203)
B. Debt Service	368,868,372	368,775,372	(93,000)
C. Charter Schools	1,115,634,354	1,115,535,400	(98,954)
D. Charter Transportation	48,399,808	46,192,456	(2,207,352)
E. Other Non District Operated Schools	97,258,174	94,283,466	(2,974,708)
F. Administration	176,138,264	166,627,179	(9,511,085)
G. Undistributed Budgetary Adjustments	(9,252,935)	(4,800,000)	4,452,935
<b>Subtotal Expenditures</b>	<b>3,984,031,071</b>	<b>3,898,418,704</b>	<b>(85,612,367)</b>
Other Financing Uses	1,868,142	7,088,485	5,220,343
<b>Total Obligations &amp; Other Uses</b>	<b>3,985,899,213</b>	<b>3,905,507,189</b>	<b>(80,392,024)</b>
<b>Surplus (Deficit)</b>	<b>219,569,451</b>	<b>258,874,545</b>	<b>39,305,094</b>
Transfers from Reserves	28,259,333	28,259,333	-
<b>Surplus/(Deficit) w/ Change in Reserves</b>	<b>247,828,785</b>	<b>287,133,879</b>	<b>39,305,094</b>
<b>Prior Year Fund Balance</b>	<b>404,183,441</b>	<b>404,183,441</b>	<b>0</b>
Adjustment of Prior Year Balance	3,990,991	3,990,991	0
Prior Year Fund Balance after Adjustment	408,174,432	408,174,432	0
<b>Year End Fund Balance</b>	<b>656,003,217</b>	<b>695,308,311</b>	<b>39,305,094</b>

### HOW WE SPEND

Overview (FY23 Amended Budget)



### School Expenditures by Category (FY23 Amended Budget)



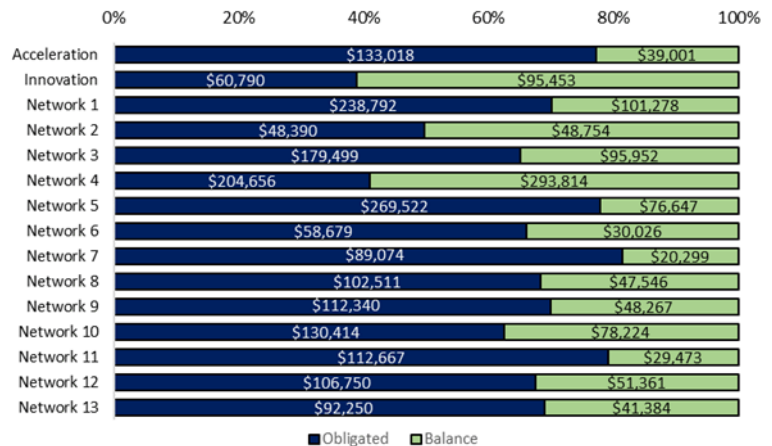
### TITLE I

Title I is a 100% Federally funded supplemental education program that provides financial assistance to students who are educationally disadvantaged or at risk of failing to meet state requirements.

#### Full Time Salaries and Benefits

Category (\$ in thousands)	FY23 Budget	Expended YTD 06/30/23	% Bal. Remaining
Full Time Salaries and Benefits	\$143,228	\$121,904	15%

#### Part-Time Salary & Non-Personnel Obligated by Network





## LARGEST VENDOR PAYMENTS

Activity through June 30, 2023

VENDOR NAME	AMOUNT
Keystone Health Plan East Inc	\$105,486,704
Independence Blue Cross	\$84,346,107
Commonwealth Charter Academy Charter School	\$58,999,003
City of Philadelphia	\$47,979,056
Philadelphia Performing Arts Charter School: A String Theory Charter School	\$34,769,715
Agora Cyber Charter School	\$33,949,570
Southeastern Pennsylvania Transportation Authority	\$26,827,323
First Philadelphia Preparatory Charter School	\$26,776,510
Source 4 Solutions LLC d/b/a ESS Northeast LLC	\$26,565,121
Whitsons Food Service (Bronx), LLC	\$26,377,709

## BUDGET TIMELINE

### Quarter 1

- Aug 2023** — FY23 Q4 Quarterly School Manager Report released

### Quarter 2

- Oct 2023** — Board of Education authorizes the issuance and sale of Tax and Revenue Anticipation Notes for FY23
- Oct 2023** — FY24 enrollment verification finalized; staff in buildings
- Nov 2023** — FY24 Q1 Quarterly School Manager Report released

### Quarter 3

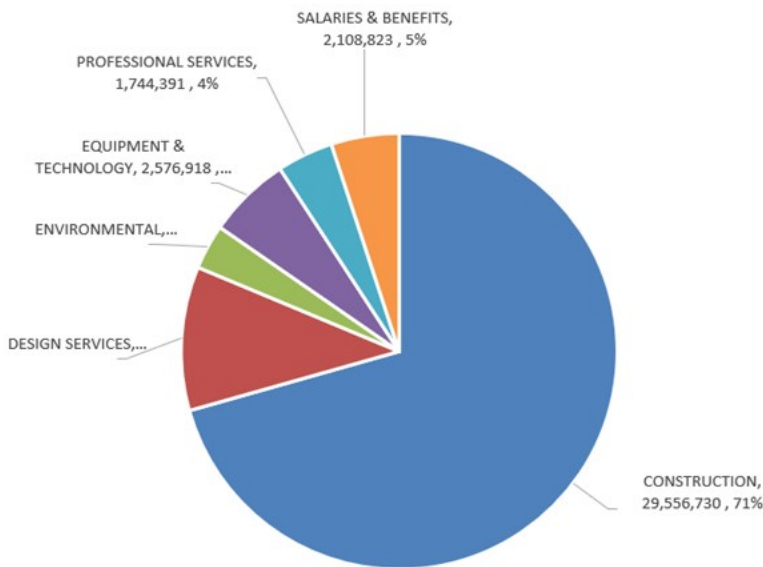
- Feb 2024** — Governor's FY25 Budget Address and Proposed Budget  
— FY24 Q2 Quarterly School Manager Report released
- Mar 2024** — Board of Education approves FY25 Lump Sum Statement  
— School budgets for FY25 submitted  
— Mayor's FY25 Budget Address and Proposed Budget

### Quarter 4

- Apr 2024** — FY25 Budget Books published  
— Board of Education Budget Hearing for FY25
- May 2024** — City Council School District Budget Hearing  
— FY24 Q3 Quarterly School Manager Report released  
— Board of Education adoption of FY25 Budget and FY24 Amended Budget  
— City Council adoption of FY25 Budget  
— City Council passes bill to authorize District to levy FY25 taxes
- June 2024** — Enactment of FY25 State budget  
— Board of Education approves authority to levy and assess FY25 taxes

## CAPITAL UPDATE

### Q4 Capital Spending \$41.9 million



## CONTACT US

Management and Budget

215-400-4510

[www.philasd.org/budget](http://www.philasd.org/budget)

Grants Fiscal Services

215-400-4890

[www.philasd.org/grantcompliance/](http://www.philasd.org/grantcompliance/)

Capital Programs

215-400-4730

[www.philasd.org/capitalprograms/](http://www.philasd.org/capitalprograms/)