

If you have a disability and the format of any material on our web pages interferes with your ability to access the information or you have a question regarding the School District's website accessibility, please contact us via any of the following means for assistance:

The School District of Philadelphia  
Office of Family and Community Engagement  
440 N. Broad Street, Suite 114  
Philadelphia, PA 19130-4015  
Email: [ask@philasd.org](mailto:ask@philasd.org)  
Tel: (215) 400-4000  
Fax: (215) 400-4181

To help us respond in a manner most helpful to you, please indicate the nature of the accessibility problem, the web address of the requested material, your preferred format in which you want to receive the material (electronic format (ASCII, etc.), standard print, large print, etc.), and your contact information (name, email, telephone, and physical mailing address).



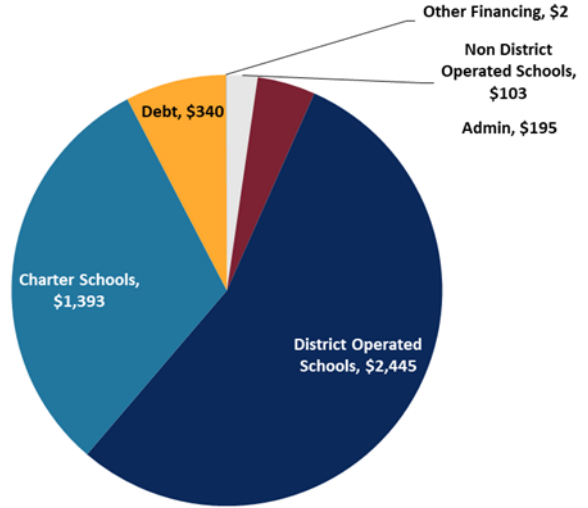
## QUARTERLY SCHOOL MANAGER REPORT FOR PERIOD ENDED SEPTEMBER 30, 2023

### OPERATING & FEDERAL COVID-19 RELIEF FUND BUDGET UPDATE

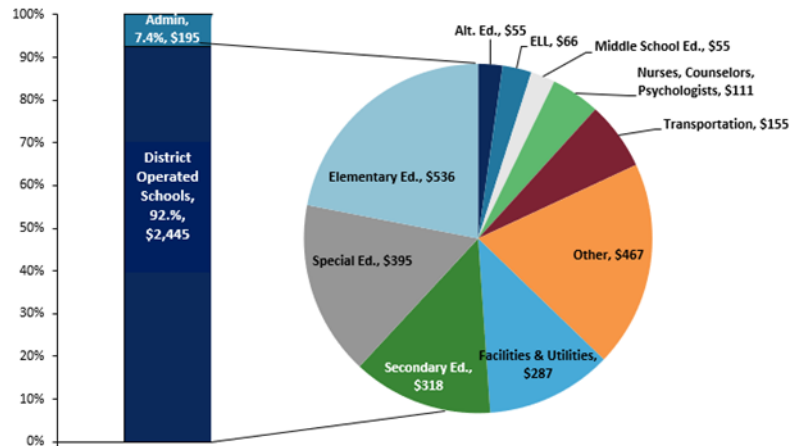
Category	FISCAL YEAR 2024		
	Adopted Budget	YTD Sept. 30, 2023	Current Projection
<b>REVENUE</b>			
Local Tax Revenue	1,533,828,932	90,518,280	1,533,828,932
Local Non Tax Revenue	333,351,930	82,743,350	333,351,930
State Revenue	2,073,977,661	306,901,893	2,069,910,265
Federal Revenue	16,245,537	6,349,518	16,245,537
<b>Subtotal Revenues</b>	<b>3,957,404,060</b>	<b>486,513,041</b>	<b>3,953,336,664</b>
Federal Relief Act Revenue	550,476,071	60,826,530	576,364,071
Total Other Financing Sources	15,069,080	0	15,069,080
<b>Total Revenues &amp; Other Sources</b>	<b>4,522,949,211</b>	<b>547,339,571</b>	<b>4,544,769,815</b>
Category	FISCAL YEAR 2024		
	Adopted Budget	YTD Sept. 30, 2023	Current Projection
<b>EXPENDITURES</b>			
A. District Operated Schools	2,449,499,068	338,584,568	2,475,387,068
B. Debt Service	340,344,568	146,499,253	340,344,568
C. Charter Schools	1,339,469,129	332,720,272	1,339,469,129
D. Charter Transportation	53,762,584	2,619,204	53,762,584
E. Other Non District Operated Schools	102,902,755	4,453,336	102,902,755
F. Administration	195,539,967	38,573,141	195,539,967
G. Undistributed Budgetary Adjustments	(4,675,880)	0	(4,675,880)
<b>Subtotal Expenditures</b>	<b>4,476,842,191</b>	<b>863,449,774</b>	<b>4,502,730,191</b>
Other Financing Uses	2,075,488	0	6,075,488
<b>Total Obligations &amp; Other Uses</b>	<b>4,478,917,679</b>	<b>863,449,774</b>	<b>4,508,805,679</b>
<b>Surplus (Deficit)</b>	<b>44,031,532</b>		<b>35,964,136</b>
Transfers from Reserves	(9,395,000)		(9,395,000)
<b>Surplus/(Deficit) w/ Change in Reserves</b>	<b>34,636,532</b>		<b>26,569,136</b>
Prior Year Fund Balance	656,003,217		662,641,865
<b>Year End Fund Balance</b>	<b>690,639,749</b>		<b>689,211,000</b>

### HOW WE SPEND

Overview (FY24 Adopted Budget)



### School Expenditures by Category (FY24 Adopted Budget)



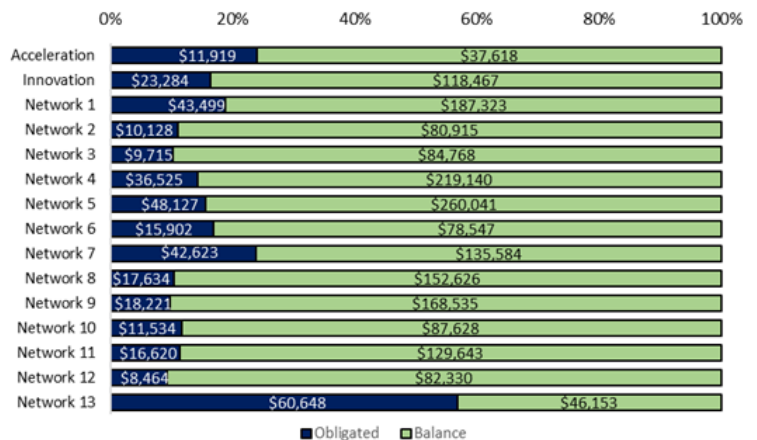
### TITLE I

Title I is a 100% Federally funded supplemental education program that provides financial assistance to students who are educationally disadvantaged or at risk of failing to meet state requirements.

#### Full Time Salaries and Benefits

Category (\$ in thousands)	FY24 Budget	Expended YTD 09/30/23	% Bal. Remaining
Full Time Salaries and Benefits	\$141,152	\$2,982	98%

#### Part-Time Salary & Non-Personnel Obligated by Network





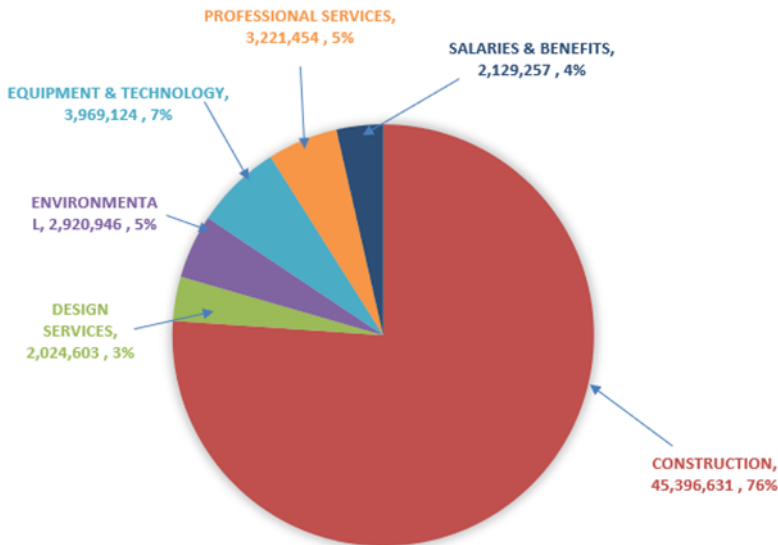
## LARGEST VENDOR PAYMENTS

Activity through June 30, 2023

VENDOR NAME	AMOUNT
Keystone Health Plan East Inc	\$27,490,421
Independence Blue Cross	\$23,512,153
Imagine Learning LLC	\$19,004,839
Commonwealth Charter Academy Charter School	\$18,501,395
Dell Marketing Lp C/O Dell Usa Lp	\$15,131,533
Philadelphia Performing Arts Charter School: A String Theory Charter School	\$10,605,545
Agora Cyber Charter School	\$9,660,134
First Philadelphia Preparatory Charter School	\$7,645,228
Mathematics, Sciences and Technology Community Charter School II	\$7,320,025
Reach Cyber Charter School	\$6,985,342

## CAPITAL UPDATE

### Q1 Capital Spending \$59.7 million



## BUDGET TIMELINE

### Quarter 1

- ☑ **Aug 2023**— FY23 Q4 Quarterly School Manager Report released

### Quarter 2

- ☑ **Oct 2023** — Board of Education authorizes the issuance and sale of Tax and Revenue Anticipation Notes for FY23
- ☑ **Oct 2023** — FY24 enrollment verification finalized; staff in buildings
- ☑ **Nov 2023** — **FY24 Q1 Quarterly School Manager Report released**

### Quarter 3

- ☐ **Feb 2024** — Governor’s FY25 Budget Address and Proposed Budget  
— FY24 Q2 Quarterly School Manager Report released
- ☐ **Mar 2024** — Board of Education approves FY25 Lump Sum Statement  
— School budgets for FY25 submitted  
— Mayor’s FY25 Budget Address and Proposed Budget

### Quarter 4

- ☐ **Apr 2024** — FY25 Budget Books published  
— Board of Education Budget Hearing for FY25
- ☐ **May 2024** — City Council School District Budget Hearing  
— FY24 Q3 Quarterly School Manager Report released  
— Board of Education adoption of FY25 Budget and FY24 Amended Budget  
— City Council adoption of FY25 Budget  
— City Council passes bill to authorize District to levy FY25 taxes
- ☐ **June 2024** — Enactment of FY25 State budget  
— Board of Education approves authority to levy and assess FY25 taxes

## CONTACT US

Management and Budget

215-400-4510

[www.philasd.org/budget](http://www.philasd.org/budget)

Grants Fiscal Services

215-400-4890

[www.philasd.org/grantcompliance/](http://www.philasd.org/grantcompliance/)

Capital Programs

215-400-4730

[www.philasd.org/capitalprograms/](http://www.philasd.org/capitalprograms/)