

If you have a disability and the format of any material on our web pages interferes with your ability to access the information or you have a question regarding the School District's website accessibility, please contact us via any of the following means for assistance:

The School District of Philadelphia
Office of Family and Community Engagement
440 N. Broad Street, Suite 114
Philadelphia, PA 19130-4015
Email: ask@philasd.org
Tel: (215) 400-4000
Fax: (215) 400-4181

To help us respond in a manner most helpful to you, please indicate the nature of the accessibility problem, the web address of the requested material, your preferred format in which you want to receive the material (electronic format (ASCII, etc.), standard print, large print, etc.), and your contact information (name, email, telephone, and physical mailing address).



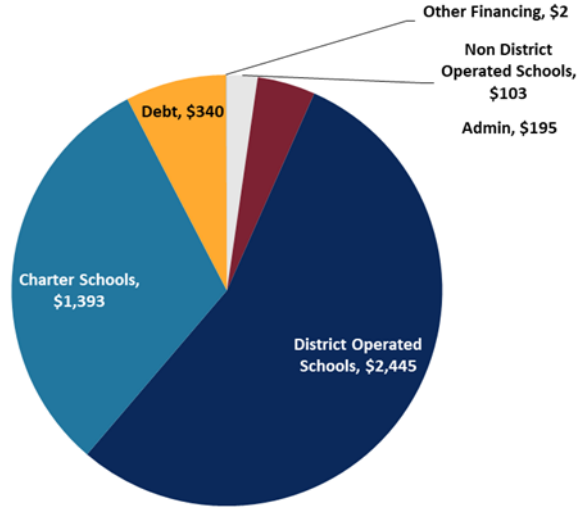
QUARTERLY SCHOOL MANAGER REPORT FOR PERIOD ENDED DECEMBER 31, 2023

OPERATING & FEDERAL COVID-19 RELIEF FUND BUDGET UPDATE

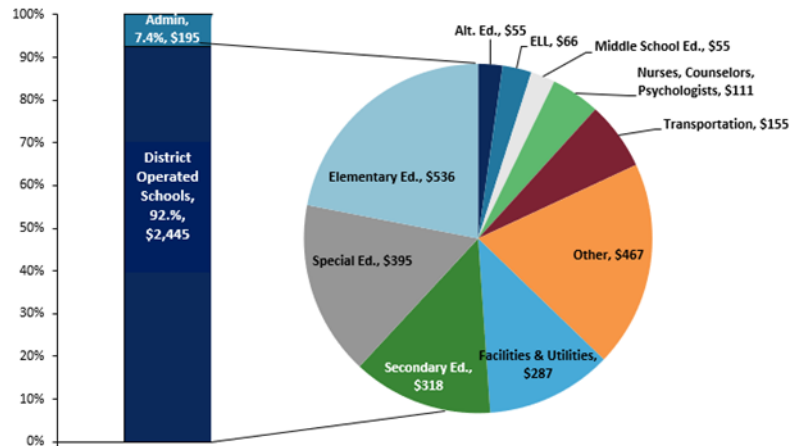
Category	FISCAL YEAR 2024		
	Adopted Budget	YTD Dec. 31, 2023	Current Projection
REVENUE			
Local Tax Revenue	1,533,828,932	290,826,025	1,546,988,928
Local Non Tax Revenue	333,351,930	95,004,530	343,626,813
State Revenue	2,073,977,661	831,057,326	2,063,966,190
Federal Revenue	16,245,537	8,418,388	16,541,373
Subtotal Revenues	3,957,404,060	1,225,306,269	3,971,123,304
Federal Relief Act Revenue	550,476,071	164,299,204	556,733,010
Total Other Financing Sources	15,069,080	2,219,592	22,792,286
Total Revenues & Other Sources	4,522,949,211	1,391,825,065	4,550,648,600
Category	FISCAL YEAR 2024		
	Adopted Budget	YTD Dec. 31, 2023	Current Projection
EXPENDITURES			
A. District Operated Schools	2,449,499,068	888,878,803	2,427,433,823
B. Debt Service	340,344,568	178,390,318	337,878,112
C. Charter Schools	1,339,469,129	666,647,777	1,335,022,396
D. Charter Transportation	53,762,584	17,249,679	49,995,552
E. Other Non District Operated Schools	102,902,755	29,152,266	125,397,026
F. Administration	195,539,967	77,345,324	194,374,680
G. Undistributed Budgetary Adjustments	(4,675,880)	-	(1,168,337)
Subtotal Expenditures	4,476,842,191	1,857,664,167	4,468,933,251
Other Financing Uses	2,075,488	-	7,295,778
Total Obligations & Other Uses	4,478,917,679	1,857,664,167	4,476,229,029
Surplus (Deficit)	44,031,532		74,419,570
Transfers from Reserves	(9,395,000)		(9,395,000)
Surplus/(Deficit) w/ Change in Reserves	34,636,532		65,024,570
Prior Year Fund Balance	656,003,217		682,881,805
Year End Fund Balance	690,639,749		747,906,375

HOW WE SPEND

Overview (FY24 Adopted Budget)



School Expenditures by Category (FY24 Adopted Budget)



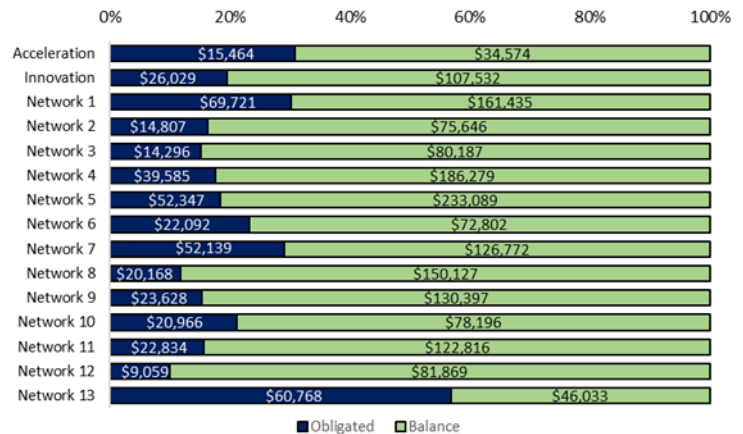
TITLE I

Title I is a 100% Federally funded supplemental education program that provides financial assistance to students who are educationally disadvantaged or at risk of failing to meet state requirements.

Full Time Salaries and Benefits

Category (\$ in thousands)	FY24 Budget	Expended YTD 12/31/23	% Bal. Remaining
Full Time Salaries and Benefits	\$178,820	\$80,815	55%

Part-Time Salary & Non-Personnel Obligated by Network





LARGEST VENDOR PAYMENTS

Activity through December 31, 2023

VENDOR NAME	AMOUNT
Keystone Health Plan East Inc	\$53,879,235
Independence Blue Cross	\$44,930,412
Noresco Llc	\$40,458,085
Commonwealth Charter Academy Charter School	\$35,323,156
Imagine Learning LLC	\$21,222,009
Philadelphia Performing Arts Charter School: A String Theory Charter School	\$21,123,462
City of Philadelphia	\$18,872,410
Agora Cyber Charter School	\$18,168,762
First Philadelphia Preparatory Charter School	\$16,046,090
Dell Marketing Lp C/O Dell Usa Lp	\$15,828,340

BUDGET TIMELINE

Quarter 1

- Aug 2023**— FY23 Q4 Quarterly School Manager Report released

Quarter 2

- Oct 2023** — Board of Education authorizes the issuance and sale of Tax and Revenue Anticipation Notes for FY23
- Oct 2023** — FY24 enrollment verification finalized; staff in buildings
- Nov 2023** — FY24 Q1 Quarterly School Manager Report released

Quarter 3

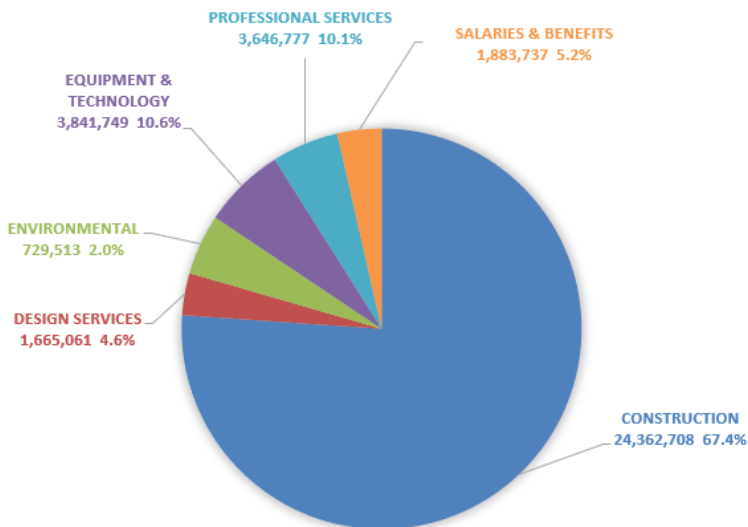
- Feb 2024** — Governor’s FY25 Budget Address and Proposed Budget
— **FY24 Q2 Quarterly School Manager Report released**
- Mar 2024** — Board of Education approves FY25 Lump Sum Statement
— School budgets for FY25 submitted
— Mayor’s FY25 Budget Address and Proposed Budget

Quarter 4

- Apr 2024** — FY25 Budget Books published
— Board of Education Budget Hearing for FY25
- May 2024** — City Council School District Budget Hearing
— FY24 Q3 Quarterly School Manager Report released
— Board of Education adoption of FY25 Budget and FY24 Amended Budget
— City Council adoption of FY25 Budget
— City Council passes bill to authorize District to levy FY25 taxes
- June 2024** — Enactment of FY25 State budget
— Board of Education approves authority to levy and assess FY25 taxes

CAPITAL UPDATE

Q2 Capital Spending \$36.1 million



CONTACT US

Management and Budget

215-400-4510

www.philasd.org/budget

Grants Fiscal Services

215-400-4890

www.philasd.org/grantcompliance/

Capital Programs

215-400-4730

www.philasd.org/capitalprograms/