

THE SCHOOL DISTRICT OF PHILADELPHIA  
SCHOOL REFORM COMMISSION  
Office of Capital Programs  
440 North Broad Street, Third Floor - Suite 371  
Philadelphia, PA 19130-4015

TELEPHONE: (215) 400-4730

**Addendum No. 1**

Subject: McMICHAEL ELEMENTARY SCHOOL  
CLASSROOM MODERNIZATION  
SDP CONTRACT NOS. B-041 C, B- 043 CC

Location: McMICHAEL ELEMENTARY SCHOOL  
3453 Fairmount Ave.  
Philadelphia, PA 19104

---

This Addendum, ***dated 9<sup>th</sup> of May 2018***, shall modify and become part of the Contract Documents for the work of this project. Any items not mentioned herein, or affected by, shall be performed strictly in accordance with the original documents.

---

1. **Bids are due on Monday 14<sup>th</sup> May at 10 a.m.**
2. **The successful bidder is required to attend a de-scoping meeting the following day after bids are due. The time for this meeting will be communicated on the bid opening day.**
3. **Deadline for questions has passed; no more new questions will be received.**
4. Drawings Revised by Narrative Note drawing text deletions are shown with ~~strikethrough~~, drawing text additions are shown in **bold**

a. E001: GENERAL DEMOLITION NOTES:

**Note 16 shall be revised to read as follows:**

**16. IT IS INTENDED THAT ALL NON-OPERATIONAL SURFACE BOXES, CONDUIT AND CABLE BE REMOVED. ALL ASSOCIATED WIRING TO BE REMOVED. BOXES AND CONDUIT EMBEDDED IN CONCRETE OR WALLS MAY REMAIN, CONDUIT TO BE CUT AT WALL BOUNDARY, BOXES TO BE COVERED WITH A STAINLESS STEEL BLANK COVER.**

**Note 18 shall be added as follows:**

**18. ALL EXISTING TO REMAIN WIRING ASSOCIATED WITH EXISTING SPEAKERS, TELEPHONE, DATA AND RECEPTACLES SHALL REMAIN AND MAINTAIN IN WORKING CONDITION. ANY WIRING IF DAMAGED AND/OR CUT DURING THE PERFORMANCE OF THIS CONTRACT SHALL BE REMOVED AND REPLACED IN ITS ENTIRETY FROM TERMINATION TO TERMINATION. NO SPLICING OF THE OLD WIRING SHALL BE PERMITTED. THE CONTRACTOR SHALL BE RESPONSIBLE TO TEST AND VERIFY FULL FUNCTIONALITY OF ALL EQUIPMENT IN THE ROOM.**

b. E001: GENERAL NEW WORK NOTES:

**Note 19 shall be revised to read as follows:**

**19. EXISTING WIRELESS MASTER CLOCK SHALL BE EXISTING TO REMAIN AND BE EXTENDED TO SUPPORT NEW WIRELESS CLOCKS IN CLASSROOMS AS SHOWN ON THE DRAWINGS.**

c. ED101 and ED102: ELECTRICAL KEYNOTES:

**Key note number 3, under Electrical Key Note on all demolition drawings, shall read as follows:**

**DISCONNECT & REMOVE UNUSED TELEPHONE JACKS (FIELD VERIFY) AND CAP EXISTING WIRING IN WALL AND PATCH TO MATCH ADJACENT SURFACE. REFER TO ARCHITECTURAL DRAWINGS & FIELD VERIFY TELEPHONE IS FUNCTIONING AND IF NOT THEN REPLACE WITH A NEW TELEPHONE (FURNISHED BY SDP). TEST WIRING AND REPLACE AND PROGRAM THE TELEPHONE AS REQUIRED TO MAKE THE TELEPHONE FULLY FUNCTIONAL.**

5. Drawing Sketches Issued (11 x 17 2 Total)

ASK-E1	LIGHTING FIXTURE SCHEDULE
ASK-P1	FIRST FLOOR PLUMBING PART PLAN

6. Schedules Issued (1 Total)

**Append to the Hardware Specification the Schedule of Door Hardware as issued in this Addendum.**

7. Questions and Clarifications

- .1 **Question:** Due to the scope of work for all projects, the substantial completion date is unachievable. Along with lost time for moving of furniture and equipment before start of project. Can the date for substantial completion be extended?

**Response: No**

- .2 **Question:** Visual Display Surfaces - in spec there is a note if new boards are not installed in time, to use temporary boards as necessary, how many temporary boards are we to provide per classroom?

**Response: Temporary boards do not need to be provided.**

- .3 **Question:** Do we need to provide temporary window shades, if new ones are not installed before start of school?

**Response: No. Existing shades are to be removed and salvaged/protected and reinstalled until new shades can be installed.**

- .4 **Question:** Have you checks on the choices of accent colors for the VCT tile? The colors may be a stock color, but do they have enough on hand, if not they may not be readily available for the substantial completion date.

**Response:** Armstrong has been made aware of this project and its approximate square footage needs. Contractor to provide updated information on each color's availability immediately after NTP.

.5 **Question:** Can you please include and spec for electrostatic painting.

**Response:** See Electrostatic Paint spec in Addendum #2.

.6 **Clarification:** The EC shall remove and dispose of all equipment identified to be removed/demolished under his scope of work.

.7 **Clarification:** DWG. E501 DATA RISER DIAGRAM: The contractor is responsible from classroom termination to patch panel termination. Contractor is also responsible for testing each new cable for proper connectivity and LABELING each and every new cable with classroom number and closet number. SDP is responsible for all network switching equipment within the closets and patching in that equipment to the new panels.

.8 **Clarification:** The lighting fixture schedule is expanded to include equivalent fixtures available through two lighting manufacturer representatives, Diversified Lighting Associates and Penn Lighting Associates. See schedule in sketch ASK-E1 issued as part of this Addendum. All fixtures listed are part of quick ship programs.

.9 **Clarification:** Application has been made to L&I for building permit.

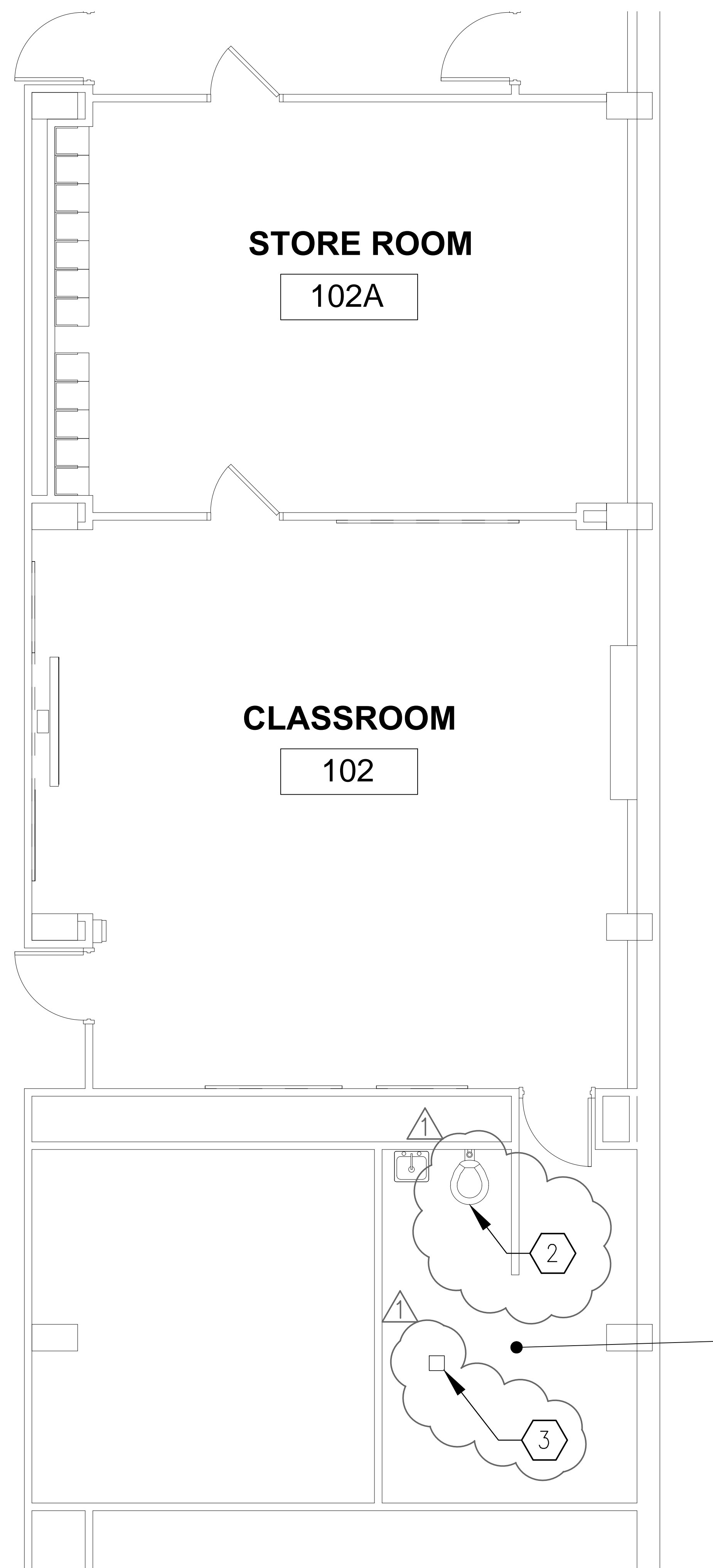
.10 **Clarification:** Where EC is to replace non-functioning speakers and wall telephones the EC shall provide the speakers (see attached cut sheet). SDP will furnish new telephone handsets for installation by EC.

.11 **Clarification:** For rows of linear pendants using 8 ft fixtures is acceptable. Contractor may also use 4 ft fixtures to complete the runs.

.12 **Clarification:** For Store Room 102A no dimming is required, use Standard (non-dimming) 3-way switches.

END OF ADDENDUM NO. 1 NARRATIVE.  
REFERENCED SKETCHES, SCHEDULE, AND EQUIPMENT CUT FOLLOW.

---



**PLUMBING KEY NOTES**

1 DISCONNECT EXISTING SINK INCLUDING BUT NOT LIMITED TO SANITARY, DOMESTIC COLD & HOT WATER, VENT & REMOVE EXISTING SINK, FAUCET & TRIMS. PROVIDE NEW VALVES AND CAP WATER AND LINES SECURELY PRIOR TO SUBSTANTIAL COMPLETION. PROVIDE NEW SINK AND ACCESSORIES AS SPECIFIED & REQUIRED & RECONNECT TO EXISTING SANITARY, DOMESTIC COLD & HOT WATER PIPING & VENT. EXTEND & REPLACE EXISTING PLUMBING PIPING AS REQUIRED TO MAKE THE NEW FIXTURE FULLY FUNCTIONAL.


2 DISCONNECT EXISTING WATER CLOSET INCLUDING BUT NOT LIMITED TO SANITARY, DOMESTIC COLD WATER, VENT & SECURE FOR RE-INSTALLATION AFTER NECESSARY GC WORK IS COMPLETED. THE CONTRACTOR SHALL COORDINATE WITH GC & RE-INSTALL THE FIXTURE. EXTEND AND/OR PROVIDE NEW PLUMBING PIPING, FLUSH VALVE TO MATCH EXISTING AND ACCESSORIES REQUIRED TO MAKE THE FIXTURE FULLY FUNCTIONAL.

3 FIELD VERIFY EXACT LOCATION & REMOVE & REPLACE EXISTING FLOOR DRAIN AND ASSOCIATED SANITARY TRAP & PIPING TO THE EXTENT REQUIRED TO INSTALL AND CONNECT NEW FLOOR DRAIN. COORDINATE WORK WITH EXISTING CONDITIONS AND GC. NEW FLOOR DRAIN SHALL BE JAY R SMITH 2050; SIZE TO MATCH EXISTING FLOOR DRAIN.

<b>MORTON MCMICHAEL ELEMENTARY SCHOOL</b>		CONTRACT B-041 C, B-043 C	SPEC. No. B-041 C, B-043 C	TYPE No. 213
3543 FAIRMOUNT AVENUE - CLASSROOM MODERNIZATION - SCHOOL DISTRICT OF PHILADELPHIA			LOCATION No. 24D	FILE No.
P101	1	5/9/2018	FIRST FLOOR PLUMBING PART PLAN	
SHEET REFERENCED	REVISION No.	DATE	DRAWING NO.	
THE SHEWARD PARTNERSHIP IN ASSOCIATION WITH PRINCETON ENGINEERING SERVICES, PC			<b>ASK-P1</b>	

## LIGHTING FIXTURE SCHEDULE

TYPE	DESCRIPTION	VOLTS	FIXTURE		MOUNTED	MANUF.	CATALOG NO.	SYMBOL
			WATTS	TYPE				
A	1X4 FINELITE SUSPENDED LED FIXTURE	120-277	44	LED	PENDENT	△ FINELITE LEDALITE	S16-LED-ID-DCO-4FT-3E-V-S-8-35-OPEN-(VOLTS)-SC-FA-FE-(CEILING) FLOATPLANE 24G5LBCAG(04*)7(VOLT*)EW-AIRCRAFT	□
B	1X4 COLUMBIA SURFACE MOUNTED LED FIXTURE	120-277	31	LED	SURFACE	COLUMBIA PHILIPS	LAW4-35MW-EDU-PAF OWL440L840-UNV-DIM	□

<b>MORTON MCMICHAEL ELEMENTARY SCHOOL</b>			CONTRACT B-041 C, B-043 C	SPEC. No. B-041 C, B-043 C	TYPE No. 213
3543 FAIRMOUNT AVENUE - CLA SSROOM MODERNIZATION - SCHOOL DISTRICT OF PHILADELPHIA			LOCATION No. 24D	FILE No.	
E001		5/9/2018	COVER SHEET		DRAWING NO. <h1 style="margin: 0;">ASK-E1</h1>
SHEET REFERENCED	REVISION No.	DATE	DESCRIPTION		
THE SHEWARD PARTNERSHIP IN ASSOCIATION WITH PRINCETON ENGINEERING SERVICES, PC					

SECTION 087100 – DOOR HARDWARE

4.1 DOOR HARDWARE SETS

- A. The hardware sets represent the design intent and direction of the owner and architect. They are a guideline only and should not be considered a detailed hardware schedule. Discrepancies, conflicting hardware and missing items should be brought to the attention of the architect with corrections made prior to the bidding process. Omitted items not included in a hardware set should be scheduled with the appropriate additional hardware required for proper application and functionality.
- B. Manufacturer's Abbreviations:
1. MK - McKinney
  2. YA - Yale
  3. RU - Corbin Russwin
  4. NO - Norton
  5. RO - Rockwood

**Hardware Sets**

**Set: 1.0**

Doors: 102D

3 Hinge (std weight)	TA2714	US26D	MK
1 Storeroom Lock	R AU 5405LN	626	YA
1 Removable Core	8027	626	RU
1 Door Stop	403 / 441H to suit condition	US26D	RO
3 Silencer	608-RKW		RO

Notes:

Coordinate new hardware requirements with existing conditions.

**Set: 2.0**

Doors: 102A, 102C

3 Hinge (std weight)	TA2714	US26D	MK
1 Storeroom Lock	R AU 5405LN	626	YA
1 Removable Core	8027	626	RU
1 Door Closer (RA/PA)	R7500 / PR7500	689	NO

MORTON MCMICHAEL ES  
PHILADELPHIA, PA

1 Kick Plate	K1050 10" BEV CSK	US32D	RO
1 Door Stop	403 / 441H to suit condition	US26D	RO
3 Silencer	608-RKW		RO

Notes:

Coordinate new hardware requirements with existing conditions.

**Set: 3.0**

Doors: 102, 102B, 108, 110, 205, 207, 212, 214, 216, 218, 317, 318

3 Hinge (half surface)	TA2772	US26D	MK
1 Classroom Intruder Lock	R AU 5418LN	626	YA
2 Removable Core	8027	626	RU
1 Door Closer (RA/PA)	R7500 / PR7500	689	NO
1 Kick Plate	K1050 10" BEV CSK	US32D	RO
1 Door Stop	403 / 441H to suit condition	US26D	RO
3 Silencer	608-RKW		RO

Notes:

Coordinate new hardware requirements with existing conditions.

**Set: 4.0**

Doors: 102E

3 Hinge (std weight)	TA2714	US26D	MK
1 Privacy Set	AU 5402LN	626	YA
2 Kick Plate	K1050 10" BEV CSK	US32D	RO
1 Door Stop	403 / 441H to suit condition	US26D	RO
3 Silencer	608-RKW		RO


Notes:

Coordinate new hardware requirements with existing conditions.

END OF SECTION 087100

# Metal Box Speakers

Models **MB8TSQ**, **MB8TSL**, **MB8TSQVR**, and **MB8TSLVR**



## Description

Bogen's MB8TSQ and MB8TSL speakers feature an all-steel surface-mounted enclosure with an 8" cone loudspeaker and multi-tap 4-watt 70V/25V transformer. The MB8TSQ speakers are suitable for ceiling or wall mounting. The MB8TSL speakers are designed primarily for wall mounting, with front face angled downward by 12.5 degrees. Models with VR suffix have a recessed volume control at the center of the grille (see inset).

## Features

- Rugged all-steel surface-mounted enclosure
- Full range 8" cone speaker for excellent intelligibility
- Compatible with 25V or 70V amplifier systems
- Multiple taps at 4, 2, 1, 1/2, 1/4, 1/8 watts
- 4-Watt maximum output power
- Mounting hardware included (toggle bolts, wood screws and wire crimps)
- Knockouts for Wiremold®
- VR Models feature recessed volume control at the center of front speaker grille

## Technical Specifications

Cone Diameter:	8" (paper)
Magnet Weight:	6 oz.
Power Rating (max.):	4 Watts
Transformer Power Taps:	4, 2, 1, 1/2, 1/4, 1/8 Watts
Constant Voltage Amp Type:	70V or 25V
Frequency Response:	110 Hz -15 kHz
Sensitivity (min.):	96 dBspl (1W @ 1m on axis)
Dispersion (min.):	100°
Product Weight:	9 lb.
Enclosure Size:	MB8TSQ(VR) - 11-5/8" W X 11-5/8" H X 4-1/4" D; MB8TSL(VR) - Top: 11-5/8" W X 11-5/8" H X 5-3/8"; - Bottom: 11-5/8" W X 11-5/8" H X 3-1/8" D
Construction:	Painted steel enclosure

## Architect & Engineer Specifications

The speaker shall be a Bogen Model \_\_\_\_\_ (specify MB8TSQ, MB8TSQVR, MB8TSL, or MB8TSLVR). The unit shall include an 8" paper cone speaker with 6 oz. magnet. The frequency response shall be 110 Hz to 15 kHz. Dispersion angle shall be no less than 100°. Sensitivity, measured 1 watt @ 1 meter on axis, shall be a minimum of 96 dBspl.

The unit shall incorporate a transformer with tap selection wires corresponding to power settings of 4, 2, 1, 1/2, 1/4, and 1/8 watts for both 70V and 25V constant voltage speaker systems.

Models with VR suffix shall feature a recessed volume control centered in the front speaker grille.

The speaker enclosure shall be full steel construction and allow for surface mounting. The enclosure shall be painted off-white and measure \_\_\_\_ [specify 11-5/8" W X 11-5/8" H X 4-1/4" D for MB8TSQ(VR) or 11-5/8" W X 11-5/8" H X 5-3/8" D (top) and 11-5/8" W X 11-5/8" H X 3-1/8" D (bottom) for MB8TSL(VR)]. The speaker enclosure shall also provide Wiremold® knockouts.

Front face of models MB8TSL(VR) shall be angled by 12.5 degrees downward. Product weight shall be 9 lb.

Specifications subject to change without notice.  
© 2005 Bogen Communications, Inc., Part No. 54-8023-30D 0809

®Wiremold is a registered trademark of Wiremold/Legrand

**BOGEN®**  
**COMMUNICATIONS, INC.**

50 Spring Street, Ramsey, NJ 07446, U.S.A.  
201-934-8500 FAX: 201-934-9832  
www.bogen.com