NEW ANDREW HAMILTON PUBLIC SCHOOL

57TH AND SPRUCE STREETS — **PHILADELPHIA, PENNSYLVANIA**

THE SCHOOL DISTRICT OF PHILADELPHIA — **BOARD OF EDUCATION**

THE GARNER AND WHITE ASSOCIATES

CLIFFORD E. GARNER, A.I.A. — ARTHUR B. WHITE, A.I.A.

ARCHITECTS AND PLANNERS

1737 CHESTNUT STREET, PHILADELPHIA, PENNSYLVANIA 19103 — LOCUST-7-5890

ROBERT D. LYNN • PROJECT ASSOCIATE

KEAST AND HOOD — STRUCTURAL ENGINEERS

ADCOCK AND MATZ — MECHANICAL ENGINEERS

HARRY B. PRICE — ELECTRICAL ENGINEER

LIST OF DRAWINGS

ARCHITECTURAL

NO.	TITLE
A 1	DEMOLITION, SURVEY AND TEST BORING PLAN - DETAILS
TB 1	TEST BORINGS
A 2	SITE - ROOF PLAN - DETAILS
A 3	BASEMENT PLAN - SCHEDULES - DETAILS
A 4	GROUND FLOOR PLAN - SCHEDULES
A 5	FIRST FLOOR PLAN - SCHEDULES
A 6	SECOND FLOOR PLAN - SCHEDULES
A 7	WEST, EAST AND NORTH ELEVATIONS
A 8	SOUTH ELEVATION - EAST-WEST SECTION - NORTH-SOUTH SECTION
A 9	BUILDING SECTIONS - DETAILS
A 10	BUILDING SECTIONS - DETAILS
A 11	KINDERGARTENS - PRE-KINDERGARTENS PLANS - DETAILS
A 12	AUDITORIUM PLANS - DETAILS
A 13	VESTIBULE - LOBBY PLAN - DETAILS - WINDOW DETAILS
A 14	ADMINISTRATION - MUSIC - PLANS - DETAILS
A 15	TYPICAL CLASSROOM PLAN - DETAILS
A 16	ART-SCIENCE PLANS-DETAILS
A 17	INSTRUCTIONAL MATERIALS CENTER PLAN - DETAILS
A 18	SERVING AREA - TOILET ROOMS PLANS - DETAILS
A 19	STAIR PLANS - DETAILS

STRUCTURAL

NO.	TITLE
S 1	FOUNDATION PLAN AND SECTIONS
S 2	GROUND FLOOR PLAN AND SECTIONS
S 3	FIRST FLOOR PLAN AND SCHEDULES
S 4	SECOND FLOOR PLAN AND SCHEDULES
S 5	ROOF PLAN AND SCHEDULES
S 6	COLUMN SCHEDULE AND STAIR SECTIONS
S 7	MISCELLANEOUS SECTIONS
S 8	GENERAL NOTES AND MISCELLANEOUS SECTIONS

MECHANICAL

NO.	TITLE
MP 1	SITE PLAN
P 2	BASEMENT PLAN; PROFILES AND DETAILS
P 3	GROUND FLOOR PLAN
P 4	FIRST FLOOR PLAN
P 5	SECOND FLOOR PLAN
P 6	RISER DIAGRAMS
P 7	KITCHEN AND TOILET ROOM PLANS AND SCHEDULES

HEATING, VENTILATING & AIR CONDITIONING

NO.	TITLE
M 2	BASEMENT PLAN, SECTIONS AND DETAILS
M 3	GROUND FLOOR PLAN
M 4	FIRST FLOOR PLAN
M 5	SECOND FLOOR PLAN
M 6	SCHEMATIC DIAGRAMS
M 7	MECHANICAL ROOM PLAN; SCHEDULES AND DETAILS

ELECTRICAL

NO.	TITLE
E 1	PLOT PLAN
E 2	BASEMENT FLOOR PLAN - SINGLE LINE RISER DIAGRAM
E 3	GROUND FLOOR PLAN
E 4	FIRST FLOOR PLAN
E 5	SECOND FLOOR PLAN
E 6	RISER DIAGRAMS

TEST BORING DATA

COLUMN "A" REPRESENTS BLOWS PER FOOT ON CASING.
COLUMN "B" REPRESENTS BLOWS PER FOOT ON SPOON.
COLUMN "C" REPRESENTS SPOON SAMPLE ELEVATION.
COLUMN "D" REPRESENTS CORE RECOVERIES.
WS. OR WASH SAMPLE - TO HARD TO DRIVE - TO SOFT TO CORE.

DISTANCE HAMMER DROP	24"
DRIVE HAMMER	300 #
SPOON HAMMER	140 #
CASING SIZE	4"
SPOON SIZE	2"
SIZE OF CORE BIT	NX

SEALS

THE GARNER & WHITE ASSOCIATES
CLIFFORD E. GARNER, A.I.A. ARTHUR B. WHITE, A.I.A.
ARCHITECTS AND PLANNERS
1727 CHESTNUT STREET PHILADELPHIA, PENNSYLVANIA LOCUST-7-5890
ROBERT D. LYNN, PROJECT ASSOCIATE
KEAST AND HOOD, STRUCTURAL ENGINEERS
ADCOCK AND MATZ, MECHANICAL ENGINEERS
HARRY B. PRICE, ELECTRICAL ENGINEER

NEW ANDREW HAMILTON PUBLIC SCHOOL

57TH AND SPRUCE STREETS
PHILADELPHIA, PENNSYLVANIA
THE SCHOOL DISTRICT OF PHILADELPHIA
BOARD OF EDUCATION

TEST BORINGS

REVISIONS			
NO	DESCRIPTION	DATE	
	ALL DIMENSIONS AND EXISTING CONDITIONS SHALL BE VERIFIED BY CONTRACTOR AT THE SITE BEFORE PROCEEDING WITH WORK.		

COMM. NO. 422	PROJ. NO. F-U	BLDG. NO. 60	
DATE 21 MAY 68		SCALE	TYPE 269

DRAWING NO.

TB-1

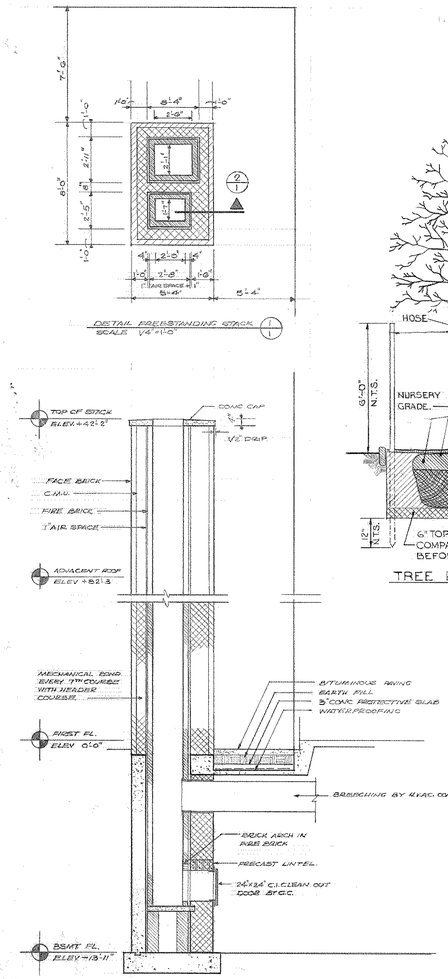

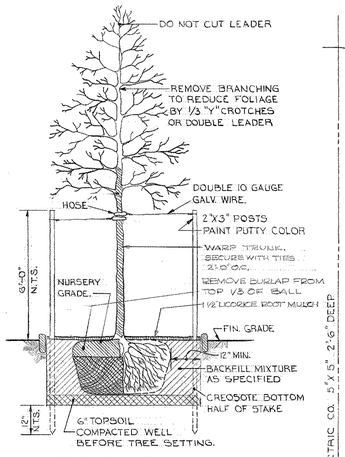

PLANTING SCHEDULE

REFER TO DRAWING A-2

	SPECIES	NO. REQ.	SPACING
A	HEDERA HELIX	457	5"-ROWS - 5" O.C.
B	BERBERIS THUNBERGI	8	24"- 60" O.C.
C	CHAMAECYPARIS LAGENARIA	4	24"- 30" O.C.
D	EUONYMOUS ALATUS	6	36"-42" O.C.
E	FORSYTHIA INTERMEDIA	10	42"-48" O.C.
F	LONICERA FRAGANTISSIMA	10	42"-48" O.C.
G	RIBES ALPINUM	16	30"-36" O.C.
H	ROSA ROUGOSA	7	30"-36" O.C.
J	SPIREA BUMALDI, ANTHONY WATERER	18	30"-36" O.C.
K	SPIREA VAN HOUTTEI	7	48"-60" O.C.
L	VIBURNUM CARLESI	4	30"-36" O.C.
M	ACER PLATANOIDES	5	
N	CRATAEGUS CORDATA	5	
O	MALUS FLORIBUNDA	2	
P	PLATANUS ORIENTALIS	19	
Q	QUERCU RUBER	8	
R	SOD-MIXTURE: KY. BLUEGRASS, PENNLANN FESCUE, K.31		

PLANTS AND TREES SHALL BE BALLED.

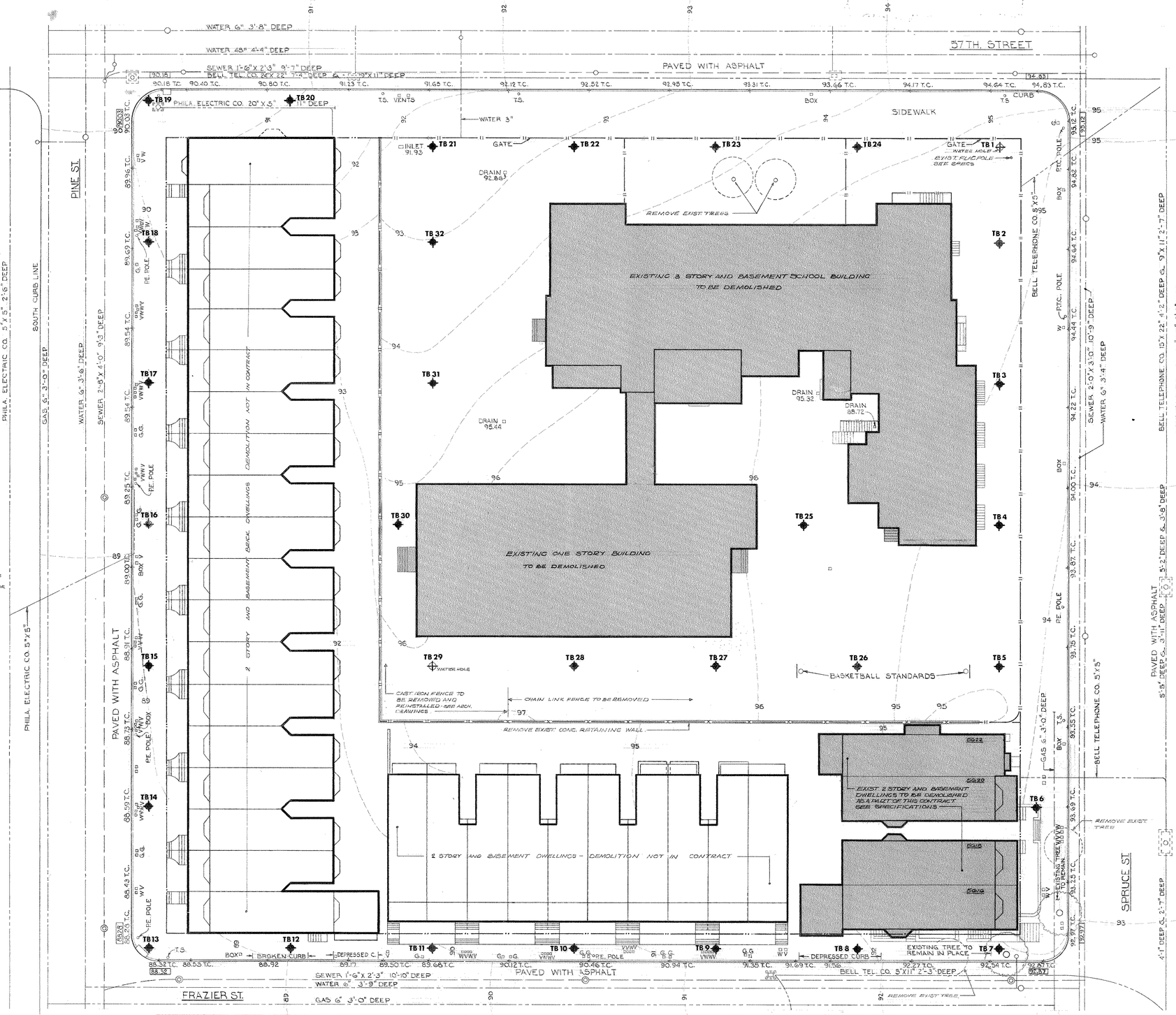

DEMOLITION, SURVEY & TEST BORING PLAN
SCALE: 1/16" = 1'-0"

NOTE:
REMOVE ALL EXISTING CURBS, PAVING, WALLS AND FENCES WITHIN THE PROJECT AREA.

NOTE:

ATTENTION IS CALLED TO THE ZONING REQUIREMENTS IN THE PHILADELPHIA CODE AS AMENDED.
ALL UNDERGROUND UTILITIES ARE TAKEN FROM THE HIGHWAY SUPERVISORS PLAN.
ALL DISTANCES SHOWN ON PLAN ARE DISTRICT STANDARD MEASURE AND ARE FOR DEED PURPOSES.
100' DISTRICT STANDARD MEASURE = 100.21' UNITED STATES STANDARD NORTH & SOUTH
100' DISTRICT STANDARD MEASURE = 100.24' UNITED STATES STANDARD EAST & WEST.

LEGEND:

00.00	=	ELEVATION AND GRADE TO BE USED.
T.C.	=	TOP OF CURB
G.	=	GAS BOX
V, W	=	VENT BOX, WATER BOX
T.L.	=	TRAFFIC LIGHT
T.S.	=	TRAFFIC SIGN
+	=	POINT AT WHICH ELEVATION WAS TAKEN
—II—	=	GATE
▽	=	BAY

BENCH MARK:

NORTHEAST CORNER 57TH & SPRUCE ON PEDESTAL, ELEVATION = 96.94.

SEALS

THE GARNER & WHITE ASSOCIATES
CLIFFORD E. GARNER, A.I.A. ARTHUR B. WHITE, A.I.A.
ARCHITECTS AND PLANNERS
1737 CHESTNUT STREET PHILADELPHIA, PENNSYLVANIA LOCUST-7-5890
KEAST AND HOOD ROBERT D. LYNN, PROJECT ASSOCIATE HARRY B. PRICE
STRUCTURAL ENGINEERS MECHANICAL ENGINEERS ELECTRICAL ENGINEER

NEW ANDREW HAMILTON PUBLIC SCHOOL

57TH AND SPRUCE STREETS PHILADELPHIA, PENNSYLVANIA
THE SCHOOL DISTRICT OF PHILADELPHIA BOARD OF EDUCATION

DEMOLITION, SURVEY AND TEST BORING PLAN - DETAILS

REVISIONS					
NO	DESCRIPTION	DATE			

CONTR. NO. 422	PROJ. NO. F-U		
DATE	REF. DWG. NO. 60		
SCALE	TYPE 269		

ALL DIMENSIONS AND EXISTING CONDITIONS SHALL BE CHECKED AND VERIFIED BY THE CONTRACTOR AT THE SITE BEFORE PROCEEDING WITH WORK.

DRAWING NO.

A-1

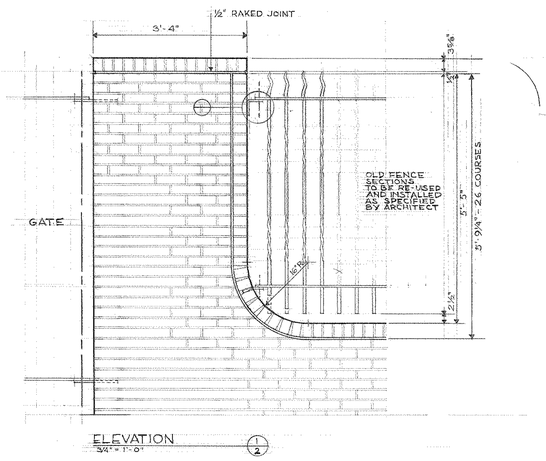

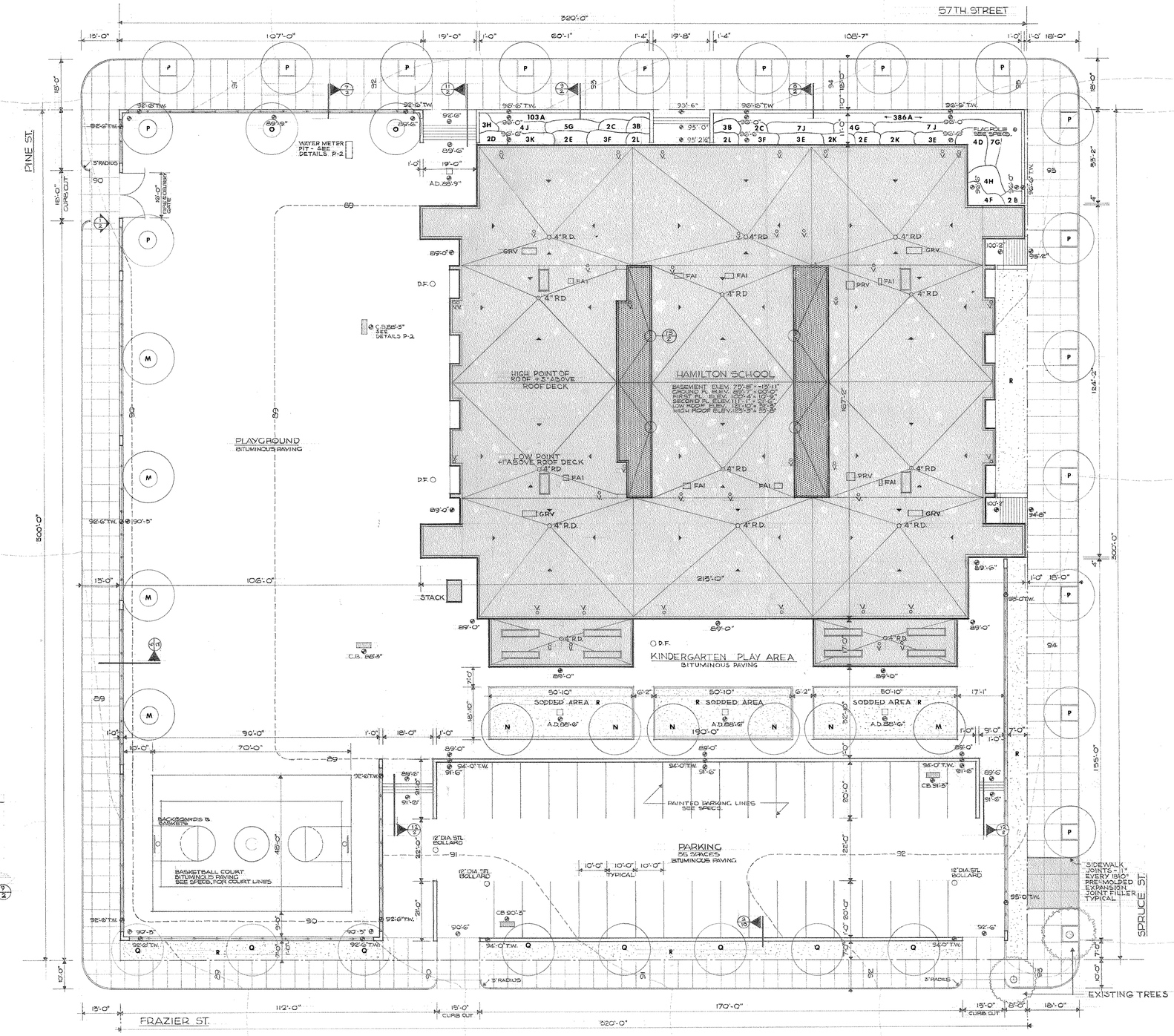

SITE PLAN & ROOF PLAN
SCALE 1/16" = 1'-0"

REFER TO DRAWING A-1 FOR PLANTING SCHEDULE

(15/2) COPPER SCUPPER THROUGH WALL WITH ALL REQUIRED FLASHING. CONCRETE SPLASH BLOCK BELOW.

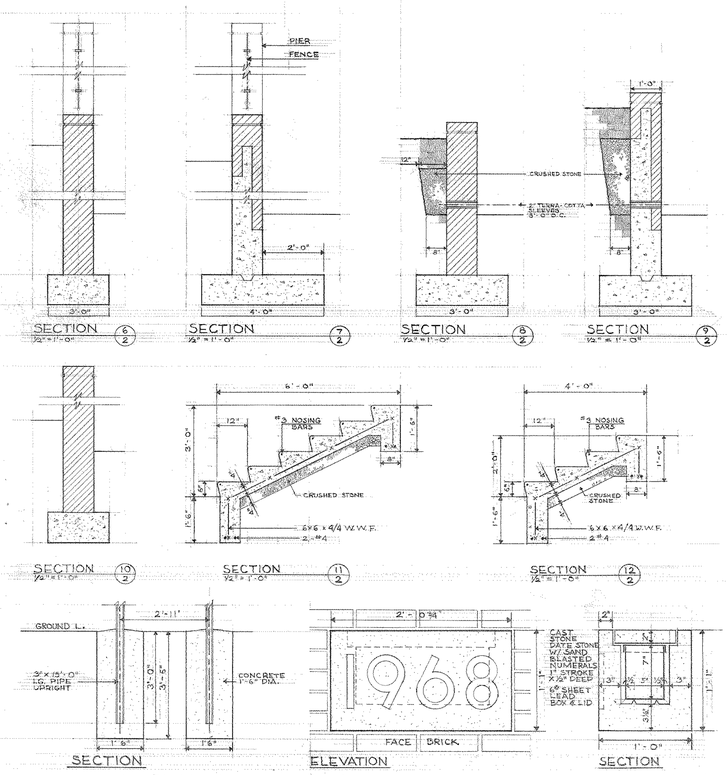

SECTION 6/2 ½" = 1'-0"
SECTION 7/2 ½" = 1'-0"
SECTION 8/2 ½" = 1'-0"
SECTION 9/2 ½" = 1'-0"
SECTION 10/2 ½" = 1'-0"
SECTION 11/2 ½" = 1'-0"
SECTION 12/2 ½" = 1'-0"

BACKBOARD FOOTINGS
SCALE: ½" = 1'-0"

ELEVATION / SECTION
DATE · STONE DETAILS
SCALE: 1½" = 1'-0"

DATE AND LETTER STYLE AS SELECTED BY ARCHITECT

SEALS

THE GARNER & WHITE ASSOCIATES
CLIFFORD E. GARNER A.I.A. ARTHUR B. WHITE, A.I.A.
ARCHITECTS AND PLANNERS
1737 CHESTNUT STREET PHILADELPHIA, PENNSYLVANIA LOCUST-7-5890
ROBERT D. LYNN, PROJECT ASSOCIATE
KEAST AND HOOD STRUCTURAL ENGINEERS
ADCOCK AND MATZ MECHANICAL ENGINEERS
HARRY B PRICE ELECTRICAL ENGINEER

NEW ANDREW HAMILTON PUBLIC SCHOOL

57TH AND SPRUCE STREETS PHILADELPHIA, PENNSYLVANIA
THE SCHOOL DISTRICT OF PHILADELPHIA BOARD OF EDUCATION

SITE-ROOF PLAN-DETAILS

REVISIONS			
NO	DESCRIPTION	DATE	

ALL DIMENSIONS AND EXISTING CONDITIONS SHALL BE VERIFIED AND CONTROLLED AT THE SITE BEFORE PROCEEDING WITH WORK.

COMM. NO. 422	PROJ. NO. F-J		
DATE 21 MAY 68	BLDG. NO. 60		
SCALE	TYPE 269		

DRAWING NO.

A·2

ROOM FINISH SCHEDULE

NO.	SPACE	FLOOR: CONCRETE V.A.T.	FLOOR: CERAMIC TILE	BASE: CONCRETE C.M.U.	BASE: CERAMIC TILE	WALL: CONCRETE	WALL: C.M.U. UNPAINTED	WALL: C.M.U. GLAZE "A"	WALL: C.M.U. GLAZE "B"	CEILING: CONCRETE UNPTD.	CEILING: CONCRETE PAINTED	HT.	REMARKS
B-1	BOILER ROOM	●		●	●	●	●			●			
B-2	MECHANICAL RM.	●		●	●	●	●			●			
B-3	ELECTRICAL RM.	●		●	●	●	●			●			
B-4	CUSTODIAN		●	●	●			●			●		
B-5	SHOWER		●		●				●		●		
	STAIR No 1	●		●	●	●	●						
	STAIR No 3	●		●	●	●	●						

DOOR SCHEDULE

DOOR NO	TYPE	SIZE	MAT	GL.	LOUV.	FRAME TYPE	JAMB	HEAD	MAT.	HARDWARE SET NO.	THRES.	REMARKS
B-1/1	EXT-8	6'-0"x7'-10"x1¾"	H.M.	—	—	EXT-8	11 & 17	15	H.M.	7		
B-2/1	K	5'-0"x7'-10"x1¾"	H.M.	—		5	1	5 SIM.	H.M.	7		
B-3/1	K	5'-0"x7'-10"x1¾"	H.M.	—		5	1	5 SIM.	H.M.	7		
B-4/1	C	3'-0"x7'-10"x1¾"	WD.	—	1" U.C.	3	1	5 SIM.	H.M.	2		
B-5/1	C	2'-6"x7'-10"x1¾"	WD.	—	1" U.C.	3	2 & 4	6 SIM.	H.M.	3		

DOOR SCHEDULE

DOOR NO.	TYPE	SIZE	MAT.	GL.	LOUV.	FRAME TYPE	JAMB	HEAD	MAT.	HARDWARE SET NO.	THRES.	REMARKS
1/1	E	5'-0"x7'-10"x1¾"	WD.	—	U.C.1"	1	1 & 3	3	H.M.	1		
2/1	D	3'-0"x7'-10"x1¾"	WD.	—	—	2	1 & 5	5 & 7	H.M.	2		
3/1	C	2'-6"x7'-10"x1¾"	WD.	—	U.C.1"	3	4	6	H.M.	3		
4/1	C	2'-8"x7'-10"x1¾"	WD.	—	U.C.1"	3	1	5	H.M.	2		
5/1	D	3'-0"x7'-10"x1¾"	WD.	—	—	2A	1 & 5	5 & 7	H.M.	2		
6/1	A	3'-0"x7'-10"x1¾"	WD.	6X38	—	4	2 & 7	2	H.M.	4		
7/1	B	2'-6"x7'-10"x1¾"	WD.	—	18"x8"	3	1 & 3	5	H.M.	2		
8/1	A	3'-0"x7'-10"x1¾"	WD.	6X38	—	4	2 & 7	2	H.M.	4		
9/1	A	3'-0"x7'-10"x1¾"	WD.	6X38	—	4	2 & 7	2	H.M.	4		
10/1	B	3'-0"x7'-10"x1¾"	WD.	—	24"x8"	3	1 & 5	5	H.M.	7		
11/1	C	2'-6"x7'-10"x1¾"	WD.	—	U.C.1"	3	1 & 5	5	H.M.	2		
12/1	J	5'-0"x7'-10"x1¾"	H.M.	YES	—	5	1	5	H.M.	6		
12/2	J	5'-0"x7'-10"x1¾"	H.M.	YES	—	5	1	5	H.M.	6		
14/1	J	5'-0"x7'-10"x1¾"	H.M.	YES	—	1	2	4	H.M.	8		
14/2	J	5'-0"x7'-10"x1¾"	H.M.	YES	—	1	2	4	H.M.	8		
15/1	C	2'-6"x7'-10"x1¾"	WD.	—	U.C.1"	6	1 & 3	3	H.M.	9		
16/1	C	2'-8"x7'-10"x1¾"	WD.	—	U.C.1"	3	1	5	H.M.	2		
17/1	B	3'-2"x7'-10"x1¾"	WD.	—	26"	6	1 & 3	3	H.M.	1		
18/1	E	5'-0"x7'-10"x1¾"	WD.	—	—	1	1	3	H.M.	7		
19/1	J	5'-0"x7'-10"x1¾"	H.M.	YES	—	5	2	4	H.M.	8		
19/2	J	5'-0"x7'-10"x1¾"	H.M.	YES	—	5	2	4	H.M.	8		
20/1	E	5'-0"x7'-10"x1¾"	WD.	—	—	5	1	5	H.M.	8		
20/2	E	5'-0"x7'-10"x1¾"	WD.	—	—	5	1	5	H.M.	8		
21/1	C	3'-0"x7'-10"x1¾"	WD.	—	U.C.1"	6	1 & 3	3	H.M.	1		
22/1	E-1	5'-0"x7'-10"x1¾"	WD.	6"x38	—	1	1	3	H.M.	10		
27/1	C	2'-6"x7'-10"x1¾"	WD.	—	U.C.1"	3	1 & 3	5	H.M.	3		
28/1	H-1	2'-8"x7'-10"x1¾"	H.M.	YES	U.C.1"	7	2 & 10	8	H.M.	2		
29/1	B	2'-6"x7'-10"x1¾"	WD.	—	18"x8"	3	1 & 3	5	H.M.	11		
30/1	L	2'-8"x7'-10"x1¾"	H.M.	—	20"x36"	7	2 & 10	8	H.M.	2		
30/2	F	3'-8"x4'-10"x1¾"	WD.	—	—	8	2	6	H.M.	12		
31/1	A-1	3'-0"x7'-10"x1¾"	WD.	6X38	—	6	2	4	H.M.	13		
32/1	A-1	2'-8"x7'-10"x1¾"	WD.	6X38	—	9	1,11,16	1	H.M.	14		
33/1	A-1	3'-0"x7'-10"x1¾"	WD.	6X38	—	3	2	6	H.M.	14		
33/2	A-1	2'-8"x7'-10"x1¾"	WD.	6X38	—	9A	1,11,16	1	H.M.	14		
36/1	L	2'-8"x7'-10"x1¾"	H.M.	—	20"x36"	7	2 & 10	8	H.M.	2		
36/2	F	3'-8"x4'-10"x1¾"	WD.	—	—	8	2	6	H.M.	12		
37/1	B	2'-6"x7'-10"x1¾"	WD.	—	18"x8"	3	1 & 3	5	H.M.	11		
39/1	L-1	2'-8"x7'-10"x1¾"	H.M.	—	U.C.1"	7	2 & 10	8	H.M.	10		
40/1	J	5'-0"x7'-10"x1¾"	H.M.	YES	—	1	2	4	H.M.	8		
40/2	J	5'-0"x7'-10"x1¾"	H.M.	YES	—	1	2	4	H.M.	8		
42/1	A	3'-0"x7'-10"x1¾"	WD.	6X38	—	4	2 & 7	2	H.M.	15		
42/2	D	2'-8"x7'-10"x1¾"	WD.	—	—	6	2	4	H.M.	7		
42/3	EXT-2	3'-0"x7'-10"x1¾"	ALUM.	YES		EXT-2	12	9A	ALUM.	23		
43/1	B	2'-8"x7'-10"x1¾"	WD.	—	20"x8"	6	2 & 4	4	H.M.	16		
44/1	B	2'-8"x7'-10"x1¾"	WD.	—	20"x8"	4	2,4,7,9	2	H.M.	17		
44/2	B	2'-8"x7'-10"x1¾"	WD.	—	20"x8"	4	2,4,7,9	2	H.M.	17		
45/1	B	2'-8"x7'-10"x1¾"	WD.	—	20"x8"	6	2 & 4	4	H.M.	16		
46/1	D	3'-0"x7'-10"x1¾"	WD.	—	—	3	2	6	H.M.	17		
46/2	D	3'-0"x7'-10"x1¾"	WD.	—	—	3	2	6	H.M.	17		
46/3	EXT-6	5'-10"x8'-2"x1¾"	H.M.	—	—	EXT-6	12	10	ALUM.	18		
47/1	A	3'-0"x7'-10"x1¾"	WD.	6X38	—	4	2 & 7	2	H.M.	15		
47/2	D	2'-9"x7'-10"x1¾"	WD.	—	—	6	2	4	H.M.	7		
47/3	EXT-2	3'-0"x7'-10"x1¾"	ALUM.	YES	—	EXT-2	12	9A	ALUM.	23		
48/1	A	3'-0"x7'-10"x1¾"	WD.	6X38	—	4	2 & 7	2	H.M.	15		
48/2	D	3'-0"x7'-10"x1¾"	WD.	—	—	6	2	4	H.M.	17		
48/3	EXT-1	2'-8"x7'-10"x1¾"	ALUM.	YES	—	EXT-1	12	9	ALUM.	23		
49/1	B	2'-8"x7'-10"x1¾"	WD.	—	20"x8"	6	2 & 4	4	H.M.	16		
50/1	C	2'-8"x7'-10"x1¾"	WD.	—	U.C. 1/2"	6	2 & 4	4	H.M.	17		
51/1	D	3'-0"x7'-10"x1¾"	WD.	—	—	6	2 & 4	4	H.M.	17		
51/2	EXT-7	2'-8"x7'-10"x1¾"	H.M.	—	—	EXT-7	12	9	ALUM.	18		
52/1	A	3'-0"x7'-10"x1¾"	WD.	6X38	—	4	2 & 7	2	H.M.	15		
52/2	D	2'-9"x7'-10"x1¾"	WD.	—	—	6	2	4	H.M.	7		
52/3	EXT-2	3'-0"x7'-10"x1¾"	ALUM.	YES		EXT-2	12	9A	ALUM.	23		
53/1	B	2'-8"x7'-10"x1¾"	WD.	—	20"x8"	6	2 & 4	4	H.M.	16		
54/1	B	2'-8"x7'-10"x1¾"	WD.	—	20"x8"	4	2,4,7,9	2	H.M.	17		
54/2	B	2'-8"x7'-10"x1¾"	WD.	—	20"x8"	4	2,4,7,9	2	H.M.	17		
55/1	B	2'-8"x7'-10"x1¾"	WD.	—	20"x8"	6	2 & 4	4	H.M.	16		
56/1	D	3'-0"x7'-10"x1¾"	WD.	—	—	3	2	6	H.M.	17		
56/2	D	3'-0"x7'-10"x1¾"	WD.	—	—	3	2	6	H.M.	17		
56/3	EXT-6	5'-10"x8'-2"x1¾"	H.M.	—	—	EXT-6	12	10	ALUM.	18		
57/1	A	3'-0"x7'-10"x1¾"	WD.	6X38	—	4	2 & 7	12	H.M.	15		
57/2	D	2'-8"x7'-10"x1¾"	WD.	—	—	6	2	4	H.M.	7		
57/3	EXT-2	3'-0"x7'-10"x1¾"	ALUM.	YES	—	EXT-2	12	9A	H.M.	23		
					—	1	2	4	H.M.	8		
STR-1/1	M	4'-0"x7'-10"x1¾"	H.M.	—	—	G-A	2	4	H.M.	19		"B" LABEL CONST.
STR/2	EXT-4	5'-0"x7'-10"x1¾"	ALUM.	YES	—	EXT-4	13 & 18	10	ALUM	23		
STR-3	K	5'-0"x7'-10"x1¾"	H.M.	—	—	13	11 & 17	5 & 12	H.M.	20		"B" LABEL CONST.
STR-3/1	K	5'-0"x7'-10"x1¾"	H.M.	—	—	13	11 & 17	5 & 12	H.M.	20		"B" LABEL CONST.
STR-3/1	M	4'-0"x7'-10"x1¾"	H.M.	—	—	G-A	2	4	H.M.	19		"B" LABEL CONST.
STR-3/2	EXT-4	5'-0"x7'-10"x1¾"	ALUM.	YES	—	EXT-4	13 & 18	10	ALUM	23		

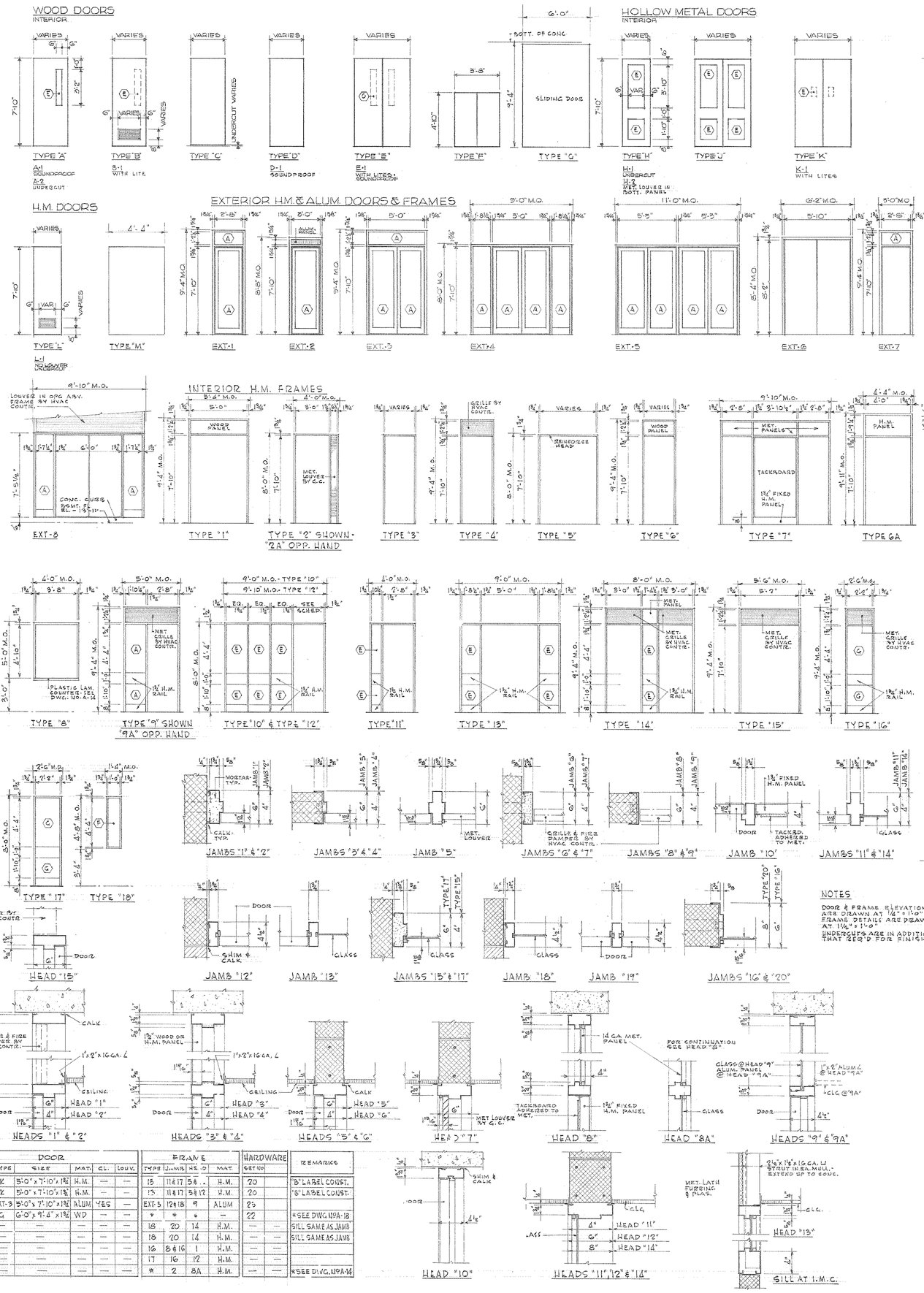

DOOR No.	TYPE	SIZE	MAT.	GL.	LOUV.	FRAME TYPE	JAMBS	HEAD	MAT.	HARDWARE SET NO.	REMARKS
ST-3/3	K	5'-0"x7'-10"x1¾"	H.M.	—	—	13	11 & 17	5 & .	H.M.	20	"B" LABEL CONST.
ST-4/1	K	5'-0"x7'-10"x1¾"	H.M.	—	—	13	11 & 17	5 & 12	H.M.	20	"B" LABEL CONST.
ST-4/2	EXT-3	5'-0"x7'-10"x1¾"	ALUM.	YES	—	EXT-3	12 & 18	9	ALUM	23	
9/2	G	6'-0"x9'-4"x1¾"	WD	—	—	*	*	*	—	22	*SEE DWG. U9A-18
24/1	—	—	—	—	—	18	20	14	H.M.	—	SILL SAME AS JAMB
34/1	—	—	—	—	—	18	20	14	H.M.	—	SILL SAME AS JAMB
32/2	—	—	—	—	—	16	8 & 16	1	H.M.	—	
53/3	—	—	—	—	—	17	16	12	H.M.	—	
111/2	—	—	—	—	—	*	2	8A	H.M.	—	*SEE DWG. U9A-14

NOTES

DOOR & FRAME ELEVATIONS ARE DRAWN AT 1/4" = 1'-0" - FRAME DETAILS ARE DRAWN AT 1 1/2" = 1'-0"

UNDERCUTS ARE IN ADDITION TO THAT REQ'D FOR FINISHES

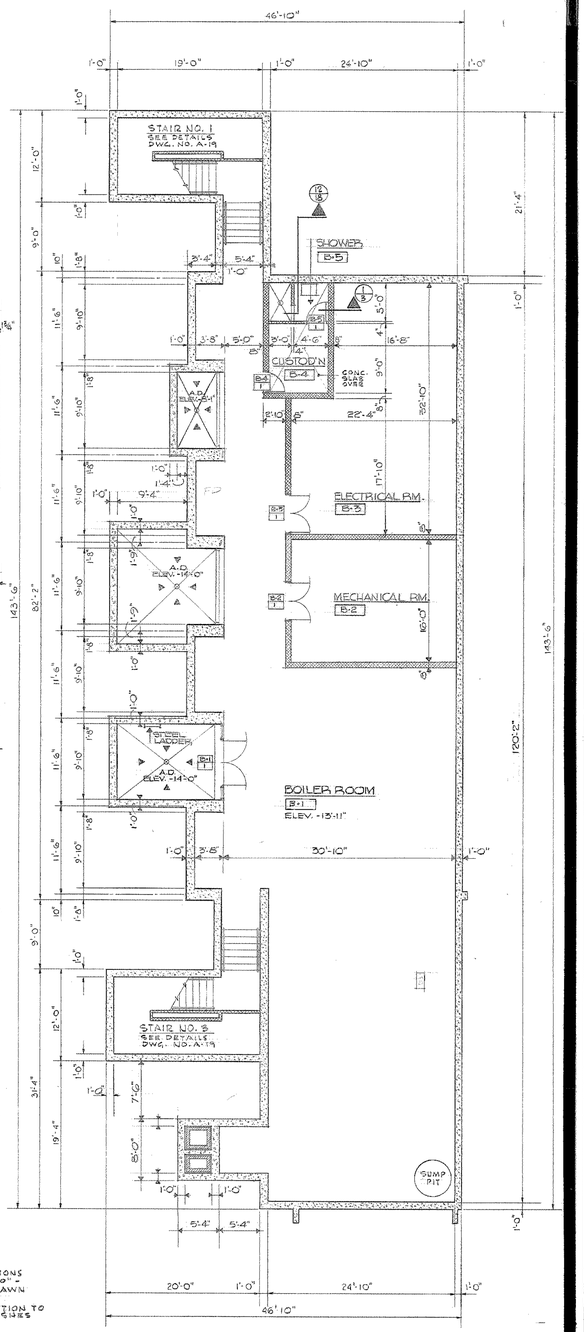

BASEMENT FLOOR PLAN

SCALE 1/8" = 1'-0"

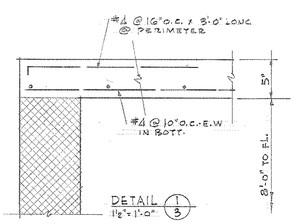

DETAIL 1/3 1 1/2" = 1'-0"

SEALS

THE GARNER & WHITE ASSOCIATES
ARCHITECTS AND PLANNERS
CLIFFORD E. GARNER A.I.A. ARTHUR B. WHITE, A.I.A.
1737 CHESTNUT STREET PHILADELPHIA, PENNSYLVANIA LOCUST-7-3890
KEAST AND HOOD ROBERT D. LYNN, PROJECT ASSOCIATE
STRUCTURAL ENGINEERS ADCOCK AND MATZ MECHANICAL ENGINEERS HARRY B. PRICE ELECTRICAL ENGINEER

NEW ANDREW HAMILTON PUBLIC SCHOOL

57TH AND SPRUCE STREETS PHILADELPHIA, PENNSYLVANIA
THE SCHOOL DISTRICT OF PHILADELPHIA BOARD OF EDUCATION

BASEMENT PLAN - SCHEDULES - DETAILS

NO	REVISIONS DESCRIPTION	DATE
	ALL DIMENSIONS AND EXISTING CONDITIONS SHALL BE CHECKED AND VERIFIED BY CONTRACTOR AT THE SITE BEFORE PROCEEDING WITH WORK.	

COMM. NO.	PROJ. NO.
422	F-U
DATE 21 MAY 68	BLDG. NO. 60
SCALE NOTED	TYPE 269

DRAWING NO.

A-3

ROOM FINISH SCHEDULE

NO.	SPACE	FLOOR: V.A.T.	FLOOR: CERAMIC TILE	FLOOR: QUARRY TILE	FLOOR: CARPET	BASE: S.C.R.T.	BASE: CERAMIC TILE	BASE: QUARRY TILE	WALL: C.M.U. GLAZE "A"	WALL: C.M.U. GLAZE "B"	WALL: C.M.U. PRINTED	WALL: C.M.U. UNPRINTED	WALL: FACE BRICK	WALL: PLASTER	CEILING: PLASTER	CEILING: ACOUSTIC TILE	CEILING: CONCRETE PT'D.	CEILING: CONCRETE UNPT'D	HT.	REMARKS
1	STORAGE	●					●							●				●		
2	GIRLS	●					●				●				●				8'-0"	* KEENE'S CEM. PL.
3	TOILET		●				●				●				●				8'-0"	* KEENE'S CEM. PL.
4	CHANGE ROOM	●					●				●				●				8'-0"	
5	BOYS		●				●				●				●				8'-0"	* KEENE'S CEM. PL.
6	DIAGNOSTIC				●		●				●						●			
7	WOMEN		●				●				●				●				8'-0"	* KEENE'S CEM. PL.
8	COMMUNITY	●					●				●						●			
9	TEACHERS DINING	●					●				●						●			
10	PAPER STORAGE	●					●				●				●				8'-0"	* 12"×12" TYPE "A"
11	TOILET		●				●				●				●					* KEENE'S CEM. PL.
12	SERVING AREA			●					●	●					●				8'-0"	* 12"×12" TYPE "A"
13	CORRIDOR	●					●			●					●				8'-0"	* 24"×24" TYPE "C"
14	CAFETERIA	●										●	●				●			* SEE SECT. 3/10
15	JANITOR	●					●							●				●		
16	MEN		●				●				●				●				8'-0"	* KEENE'S CEM. PL.
17	ELEV. MACH. RM.	●					●							●				●		
18	STORAGE	●					●							●			●		8'-0"	24"×24" TYPE "C"
19	AUDITORIUM				●								●						14'-0"	* ACOUST. PL. C.I.G.
20	STAGE	●					●			●								●		
21	STORAGE	●					●							●				●		
22	ENSEMBLE	●					●								●				8'-0"	* 12"×12" TYPE "B"
23	CORRIDOR	●					●				●				●				8'-0"	* 24"×24" TYPE "C"
24	SHOWERS			●					●		●				●				8'-0"	* KEENE'S CEM. PL.
25	LOCKERS			●					●		●				●				8'-0"	* KEENE'S CEM. PL.
26	DRYING			●					●		●				●				8'-0"	* KEENE'S CEM. PL.
27	TOILET			●					●		●				●				8'-0"	* KEENE'S CEM. PL.
28	OFFICE	●					●				●				●				8'-0"	* 12"×12" TYPE "B"
29	BOYS			●					●		●				●				8'-0"	* KEENE'S CEM. PL.
30	CORRIDOR			●					●		●				●				8'-0"	* KEENE'S CEM. PL.
31	MUSIC CLASSROOM	●					●			●						●				
32	OFFICE PRACTICE	●					●					●			●				8'-0"	* 12"×12" TYPE "B"
33	PRACTICE	●					●					●			●				8'-0"	
34	SHOWER			●					●		●				●				8'-0"	* KEENE'S CEM. PL.
35	LOCKERS			●					●		●				●				8'-0"	* KEENE'S CEM. PL.
36	CORRIDOR			●					●		●				●				8'-0"	* KEENE'S CEM. PL.
37	GIRLS			●					●		●				●				8'-0"	* KEENE'S CEM. PL.
38	DRYING			●					●		●				●				8'-0"	* KEENE'S CEM. PL.
39	STORAGE	●					●								●					12"×12" TYPE "B"
40	GYMNASIUM	●					●			●						●				
41	CORRIDOR	●					●			●					●				8'-0"	* 24"×24" TYPE "C"
42	PRE-KINDERGARTEN	●				●				●				●		●		●	8'-0"	* SAND FINISH
43	TOILET		●				●				●				●				8'-0"	* KEENE'S CEM. PL.
44	STORAGE	●					●					●			●				8'-0"	
45	TOILET		●				●				●				●				8'-0"	* KEENE'S CEM. PL.
46	OUTSIDE EQUIPM'T	●										●						●		
47	KINDERGARTEN	●				●				●				●		●		●	8'-0"	* SAND FINISH
48	KINDERGARTEN	●				●				●				●		●		●		
49	TOILET		●				●				●				●				8'-0"	* KEENE'S CEM. PL.
50	STORAGE	●					●					●			●				8'-0"	
51	OUTSIDE EQUIPM'T	●										●						●		
52	KINDERGARTEN	●				●				●				●		●		●	8'-0"	* SAND FINISH
53	TOILET		●				●				●				●				8'-0"	* KEENE'S CEM. PL.
54	STORAGE	●					●					●			●				8'-0"	
55	TOILET		●				●				●				●				8'-0"	* KEENE'S CEM. PL.
56	OUTSIDE EQUIPM'T	●										●						●		
57	PRE-KINDERGARTEN	●				●				●				●		●		●	8'-0"	* SAND FINISH
	STAIR No. 1		CONCRETE							●										
	STAIR No. 2		CONCRETE							●										
	STAIR No. 3		CONCRETE							●										
	STAIR No. 4		CONCRETE							●										

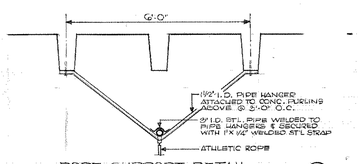

ROPE SUPPORT DETAIL (1/4)
SCALE 1/2" = 1'-0"

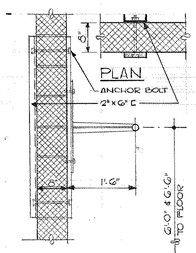

DETAILS OF CHINNING BARS (3/4)
SCALE 3/4" = 1'-0"

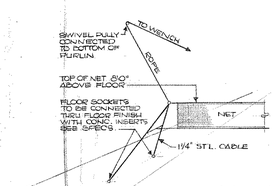

VOLLEY BALL NET SCHEMATIC (2/4)
NO SCALE

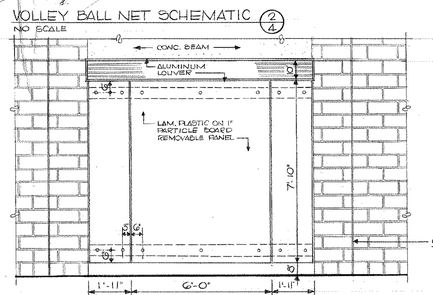

ACCESS PANEL ELEVATION IN GYMNASIUM (5/4)
SCALE 3/8" = 1'-0"

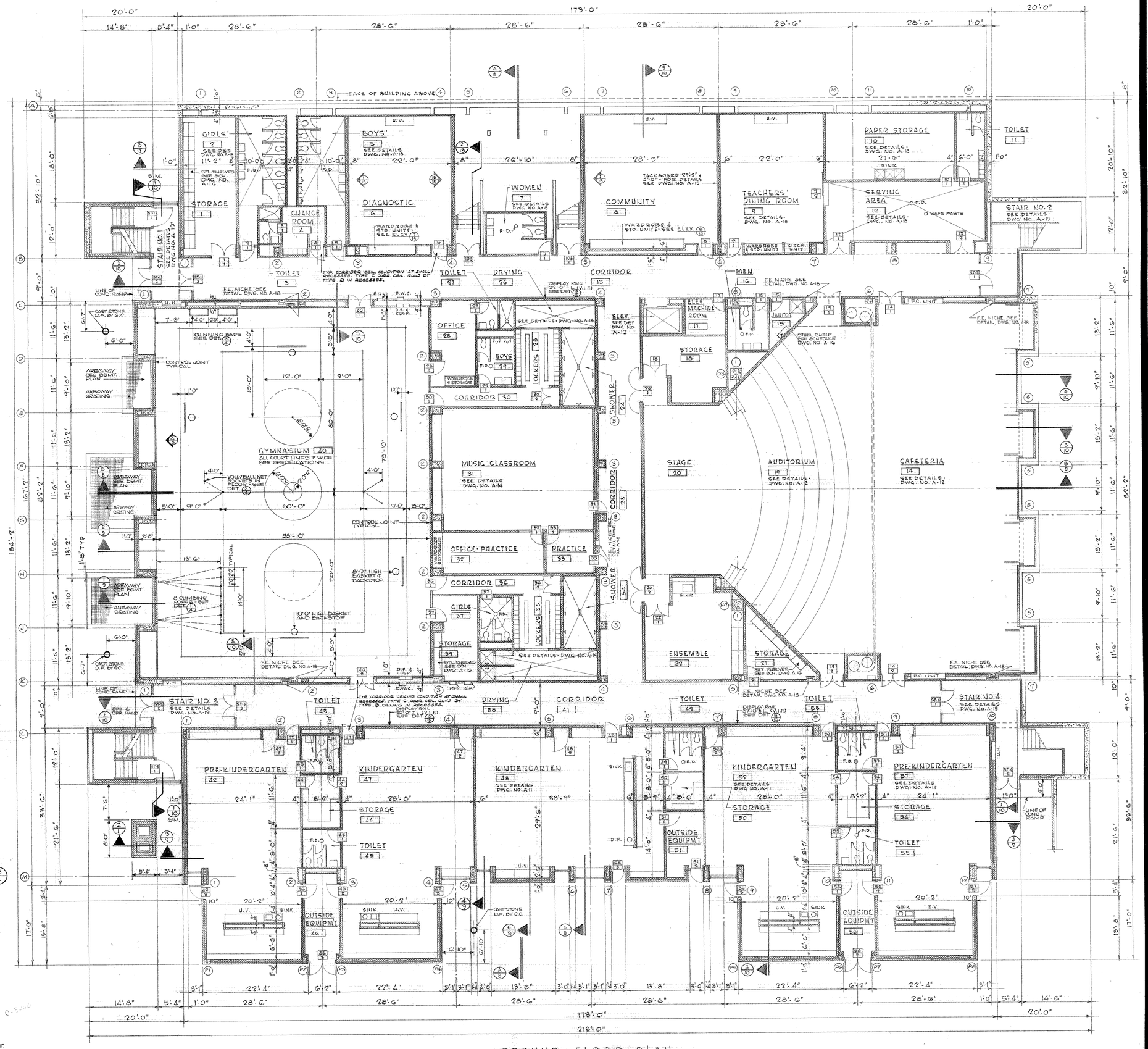

GROUND FLOOR PLAN
SCALE 1/8" = 1'-0"
ELEV. 00'-0" = 69'-7"

SEALS

THE GARNER & WHITE ASSOCIATES
CLIFFORD E. GARNER, A.I.A. ARCHITECTS AND PLANNERS ARTHUR B. WHITE, A.I.A.
1737 CHESTNUT STREET PHILADELPHIA, PENNSYLVANIA LOCUST-7-5890
ROBERT D. LYNN, PROJECT ASSOCIATE
KEAST AND HOOD ADCOCK AND MATZ HARRY B. PRICE
STRUCTURAL ENGINEERS MECHANICAL ENGINEERS ELECTRICAL ENGINEER

NEW ANDREW HAMILTON PUBLIC SCHOOL
57TH AND SPRUCE STREETS PHILADELPHIA, PENNSYLVANIA
THE SCHOOL DISTRICT OF PHILADELPHIA BOARD OF EDUCATION

GROUND FLOOR PLAN-SCHEDULES

REVISIONS			
NO	DESCRIPTION	DATE	
	ALL DIMENSIONS AND EXISTING CONDITIONS SHALL BE CHECKED AND VERIFIED BY CONTRACTOR AT THE SITE BEFORE PROCEEDING WITH WORK.		

COMM. NO.	PROJ. NO.	BLDG. NO.	TYPE
422	F-U	60	269
DATE	SCALE		
21 MAY 68			

DRAWING NO.
A·4

ROOM FINISH SCHEDULE

NO	SPACE	FLOOR: V.A.T.	FLOOR: CERAMIC TILE	FLOOR: QUARRY TILE	FLOOR: CARPET	BASE: CER.T.	BASE: CERAMIC TILE	BASE: QUARRY TILE	WALL: C.M.U. GLAZE "A"	WALL: C.M.U. GLAZE "B"	WALL: C.M.U. PAINTED	WALL: C.M.U. UNPAINTED	WALL: FACE BRICK	CEILING: PLASTER	CEILING: ACOUSTIC TILE	CEILING: CONCRETE, PT'D.	CEILING: CONCRETE UNPT'D.	HT.	REMARKS
101	CLASSROOM		●			●			●							●			
102	CLASSROOM		●			●			●							●			
103	LOBBY			●									●			●			
104	TEACHERS LOUNGE	●			●	●								●		●		8'-0"	
105	MEN		●				●			●				●				8'-0"	* KEENE'S CEM. PL.
106	WOMEN		●				●			●				●				8'-0"	* KEENE'S CEM. PL.
107	TEAM. PLANNING	●				●								●		●		8'-0"	
108	SMALL CLASSROOM	●				●										●			
109	CLASSROOM	●				●										●			
110	CORRIDOR	●				●				●					●			8'-0"	* 24 x 24 TYPE C
111	WAITING	●				●										●			
112	GENERAL OFFICE	●				●										●			
113	COUNSELOR	●				●									●			8'-0"	* 12 x 12 TYPE D
114	COUNSELOR	●				●									●			8'-0"	* 12 x 12 TYPE D
115	COUNSELOR	●				●									●			8'-0"	* 12 x 12 TYPE D
116	STORAGE	●				●						●			●			8'-0"	* 12 x 12 TYPE D
117	TOILET		●						●					●				8'-0"	* KEENE'S CEM. PL.
118	PRINCIPAL				●	●				●					●			8'-0"	* 12 x 12 TYPE D
119	ASS'T. ADMIN.				●	●				●					●			8'-0"	* 12 x 12 TYPE D
120	STOR. & WORK RM.	●				●				●					●			8'-0"	* 12 x 12 TYPE D
121	NURSE'S OFFICE	●				●				●					●			8'-0"	* 12 x 12 TYPE D
122	CONFERENCE				●	●				●					●			8'-0"	* 12 x 12 TYPE D
123	MULTIPURPOSE	●				●				●					●			8'-0"	* 12 x 12 TYPE D
124	MULTIPURPOSE	●				●				●					●			8'-0"	* 12 x 12 TYPE D
125	TOILET		●						●					●				8'-0"	* KEENE'S CEM. PL.
126	AUDIOMETRIC				●	●				●					●			8'-0"	* 12 x 12 TYPE D
127	WAITING	●				●				●					●			8'-0"	* 12 x 12 TYPE D
128	CORRIDOR	●				●				●					●			8'-0"	* 24 x 24 TYPE C
129	CLASSROOM	●				●										●			
130	CLASSROOM	●				●										●			
131	CLASSROOM	●				●										●			
132	CLASSROOM	●				●										●			
133	CLASSROOM	●				●										●			
134	CLASSROOM	●				●										●			
135	GIRLS'		●				●							●				8'-0"	* KEENE'S CEM. PL.
136	BOYS'		●				●							●				8'-0"	* KEENE'S CEM. PL.
137	STORAGE	●				●						●					●		
138	JANITOR	●				●											●		
139	MECHANICAL-STOR.	●				●											●		
140	VESTIBULE			●									●	●				8'-0"	* SANDFINISH
141	CORRIDOR	●				●				●					●			8'-0"	
	STAIR NO. 1		CONCRETE							●									
	STAIR NO. 2		CONCRETE							●									
	STAIR NO. 3		CONCRETE							●									
	STAIR NO. 4		CONCRETE							●									

DOOR SCHEDULE

DOOR NO.	TYPE	SIZE	MAT	GL.	LOUV.	FRAME TYPE	JAMB	HEAD	MAT.	HARDWARE SET NO. THRES.	REMARKS
101/1	A	3'-0"x7'-0"x1¾"	WD.	6x36	—	4	2x7	2	H.M.	15	
102/1	A	3'-0"x7'-0"x1¾"	WD.	6x36	—	4	2x7	2	H.M.	15	
103/1	K-1	3'-0"x7'-0"x1¾"	H.M.	5x10	—	1	2	4	H.M.	20	"B" LABEL CONS.
103/2	K-1	3'-0"x7'-0"x1¾"	H.M.	5x10	—	1	2	4	H.M.	20	"B" LABEL CONS.
104/1	A	3'-0"x7'-0"x1¾"	H.M.	6x36	—	3	1	5	H.M.	4	
105/1	B	2'-6"x7'-10"x1⅜"	WD.	—	18x8	3	1x3	5	H.M.	2	
106/1	B	2'-6"x7'-10"x1⅜"	WD.	—	18x8	3	1x3	5	H.M.	2	
107/1	A	3'-0"x7'-0"x1¾"	WD.	6x36	—	3	1	5	H.M.	15	
108/1	A	3'-0"x7'-0"x1¾"	WD.	6x36	—	4	2x7	2	H.M.	15	
109/1	A	3'-0"x7'-0"x1¾"	WD.	6x36	—	4	2x7	2	H.M.	15	
111/1	J	3'-0"x7'-0"x1¾"	H.M.	YES	—	1	2	4	H.M.	4	
113/1	B	2'-8"x7'-0"x1⅜"	WD.	—	20x8	6	1x3	3	H.M.	9	
113/2	D	2'-8"x7'-0"x1⅜"	WD.	—	—	3	1x3	5	H.M.	9	
114/1	B	2'-8"x7'-0"x1⅜"	WD.	—	20x8	6	3	3	H.M.	9	
114/2	D	2'-8"x7'-0"x1⅜"	WD.	—	—	3	1x3	5	H.M.	9	
115/1	B	2'-8"x7'-0"x1⅜"	WD.	—	20x8	4	1.3x4.8	1	H.M.	9	
115/2	D	2'-8"x7'-0"x1⅜"	WD.	—	—	3	1x3	5	H.M.	9	
116/1	C	2'-4"x7'-0"x1¾"	WD.	—	U.C.½"	3	2x4	6	H.M.	7	
117/1	C	2'-6"x7'-0"x1¾"	WD.	—	U.C.½"	3	2x4	6	H.M.	3	
118/1	B-1	2'-8"x7'-0"x1⅜"	WD.	6x36	20x8	6	1x3	3	H.M.	9	
118/2	D	2'-8"x7'-0"x1⅜"	WD.	—	—	3	1x3	5	H.M.	9	
119/1	A-2	2'-8"x7'-0"x1⅜"	WD.	6x36	U.C.1"	6	2x4	4	H.M.	9	
120/1	A-2	2'-8"x7'-0"x1⅜"	WD.	6x36	U.C.1"	6	4	4	H.M.	17	
121/1	B	2'-8"x7'-0"x1⅜"	WD.	—	20x8	10	4,14,15	6x11	H.M.	9	
122/1	D	3'-0"x7'-0"x1¾"	WD.	—	—	3	2	6	H.M.	21	
122/2	B	3'-0"x7'-0"x1¾"	WD.	—	24x8	3	2x4	6	H.M.	21	
123/1	B	2'-8"x7'-0"x1⅜"	WD.	—	20x8	11	1,11,17	5x12	H.M.	17	
124/1	B	2'-8"x7'-0"x1⅜"	WD.	—	20x8	3	2x4	6	H.M.	17	
125/1	C	2'-6"x7'-0"x1¾"	WD.	—	U.C.½"	3	2x4	6	H.M.	3	
126/1	D	2'-6"x7'-0"x1¾"	WD.	—	—	3	2x4	6	H.M.	14	
127/1	H	3'-0"x7'-0"x1¾"	H.M.	YES	—	12	1,11,17	5x12	H.M.	4	
129/1	A	3'-0"x7'-0"x1¾"	WD.	6x36	—	4	2x7	2	H.M.	15	
130/1	A	3'-0"x7'-0"x1¾"	WD.	6x36	—	4	2x7	2	H.M.	15	
131/1	A	3'-0"x7'-0"x1¾"	WD.	6x36	—	4	2x7	2	H.M.	15	
132/1	A	3'-0"x7'-0"x1¾"	WD.	6x36	—	4	2x7	2	H.M.	15	
133/1	A	3'-0"x7'-0"x1¾"	WD.	6x36	—	4	2x7	2	H.M.	15	
134/1	A	3'-0"x7'-0"x1¾"	WD.	6x36	—	4	2x7	2	H.M.	15	
135/1	B	2'-6"x7'-0"x1⅜"	WD.	—	18x12	3	1x3	5	H.M.	2	
136/1	B	2'-6"x7'-0"x1⅜"	WD.	—	18x12	3	1x3	5	H.M.	2	
137/1	C	2'-4"x7'-0"x1¾"	WD.	—	U.C.½"	6	1	3	H.M.	1	
138/1	C	2'-8"x7'-0"x1¾"	WD.	—	U.C.1"	6	1x3	3	H.M.	17	
139/1	E	3'-0"x7'-0"x1¾"	WD.	—	—	1	1x3	3	H.M.	1	
139/2	D	2'-8"x7'-0"x1⅜"	WD.	—	—	3	1x3	3	H.M.	1	
ST 1/4	K	3'-0"x7'-0"x1¾"	H.M.	—	—	13	11x17	5x12	H.M.	20	"B" LABEL CONST.
ST 2/2	EXT.4	3'-0"x7'-0"x1¾"	ALUM.	YES	—	EXT.4	13x18	10	ALUM.	23	
ST 2/3	K	3'-0"x7'-0"x1¾"	H.M.	—	—	13	11x17	5x12	H.M.	20	"B" LABEL CONST.
ST 3/4	K	3'-0"x7'-0"x1¾"	H.M.	—	—	13	11x17	5x12	H.M.	20	"B" LABEL CONST.
ST 4/3	EXT.4	3'-0"x7'-0"x1¾"	ALUM.	YES	—	EXT.4	13x18	10	ALUM.	23	
ST 4/4	K	3'-0"x7'-0"x1¾"	H.M.	—	—	13	11x17	5x12	H.M.	20	"B" LABEL CONST.
140/1 140/2	EXT.5	2@3'-5"x7'-10"x1⅜"	ALUM.	YES	—	EXT.5	12x19	10	ALUM.	23	

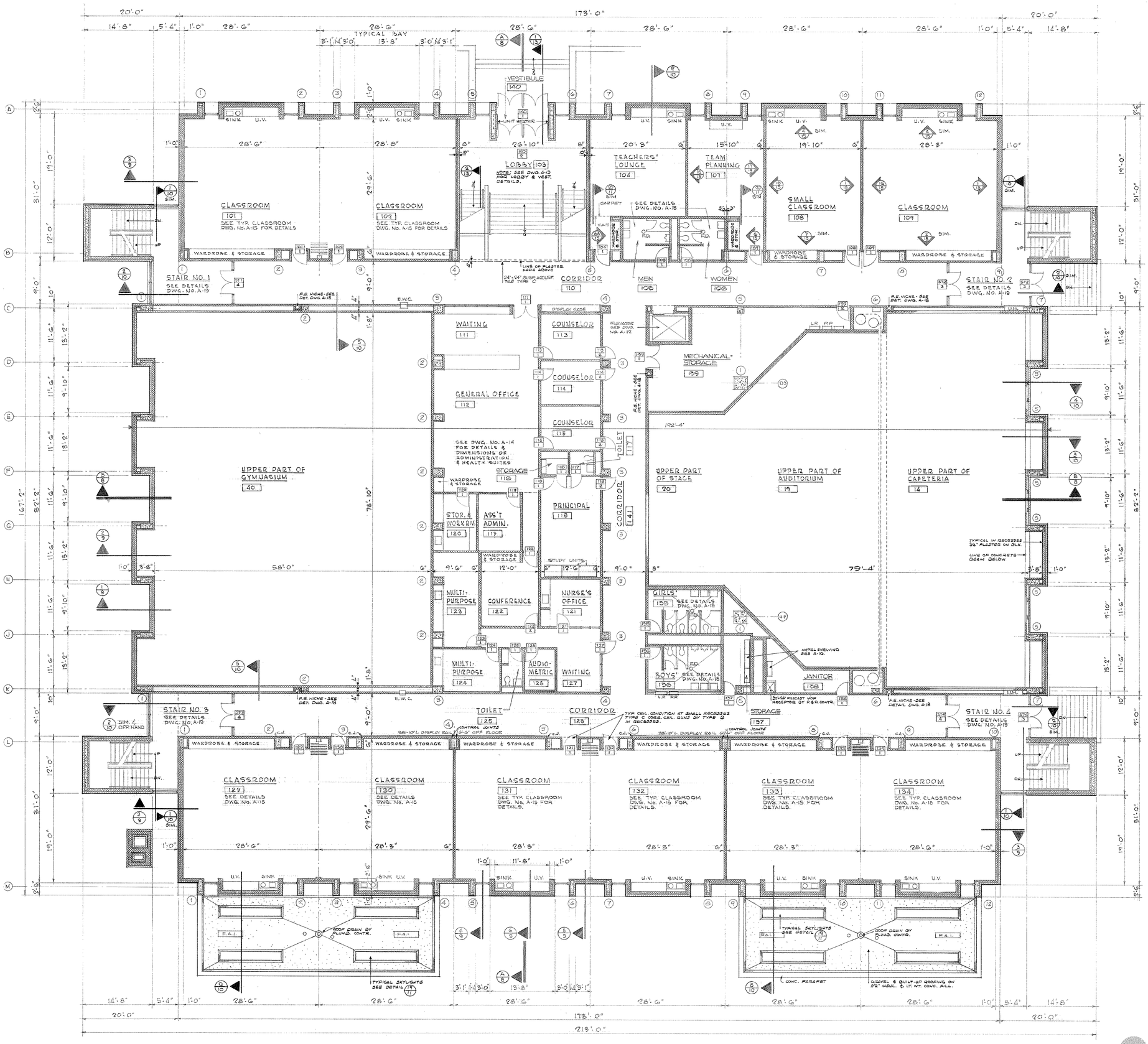

SEALS

THE GARNER & WHITE ASSOCIATES
ARCHITECTS AND PLANNERS
CLIFFORD E. GARNER, A.I.A. ARTHUR B. WHITE, A.I.A.
1737 CHESTNUT STREET PHILADELPHIA, PENNSYLVANIA LOCUST-7-5890
KEAST AND HOOD, STRUCTURAL ENGINEERS — ROBERT D. LYNN, PROJECT ASSOCIATE
ADCOCK AND MATZ, MECHANICAL ENGINEERS — HARRY B. PRICE, ELECTRICAL ENGINEER

NEW ANDREW HAMILTON PUBLIC SCHOOL

57TH AND SPRUCE STREETS PHILADELPHIA, PENNSYLVANIA
THE SCHOOL DISTRICT OF PHILADELPHIA BOARD OF EDUCATION

FIRST FLOOR PLAN – SCHEDULES

REVISIONS NO	DESCRIPTION	DATE

ALL DIMENSIONS AND EXISTING CONDITIONS SHALL BE CHECKED AND VERIFIED BY CONTRACTOR AT THE SITE BEFORE PROCEEDING WITH WORK.

COMM. NO.	PROJ. NO.	BLDG. NO.	TYPE
422	F-U	60	269

DATE 21 MAY 68 — SCALE

DRAWING NO.

A·5

ROOM FINISH SCHEDULE

NO.	SPACE	FLOOR: V.A.T.	FLOOR: CERAMIC TILE	FLOOR: CARPET	BASE: G.S.F.T.	BASE: CERAMIC TILE	WALL: CMU GLAZE "A"	WALL: CMU GLAZE "B"	WALL: CMU PAINTED	WALL: CMU UNPAINTED	CEILING: PLASTER	CEILING: ACOUSTIC TILE	CEILING: CONCRETE PT'D	CEILING: CONCRETE UNPT'D	T.	REMARKS
201	CLASSROOM	●			●		●						●			
202	CLASSROOM	●			●		●						●			
203	CLASSROOM	●			●		●						●			
204	SMALL CLASSROOM	●			●		●				●		●		8'-0"	
205	MEN		●			●		●			●				8'-0"	*KEENES CEM.
206	WOMEN		●			●		●			●				8'-0"	*KEENES CEM.
207	CLASSROOM	●			●		●						●			
208	CLASSROOM	●			●		●						●			
209	CORRIDOR	●			●		●				●				8'-0"	*24"x24" TYPE C
210	INSTRUCTIONAL STOR.	●			●				●		●				8'-0"	*12"x12" TYPE B
211	JANITOR	●			●		●							●		
212	BOYS'		●			●		●			●				8'-0"	*KEENES CEM.
213	FOUR CLASS'RM CLS'R.			●	●								●			
214	TEAM PLANNING	●			●		●						●		8'-0"	*12"x12" TYPE B
215	ART STORAGE	●			●				●					●		
216	GIRLS'		●			●		●			●				8'-0"	*KEENES CEM.
217	AUDIO VISUAL	●			●		●						●		8'-0"	*12"x12" TYPE B
218	WORKROOM OFFICE	●			●		●						●		8'-0"	*12"x12" TYPE B
219	INSTRUCTIONAL MAT.			●	●		●						●			
220	STORAGE	●			●				●					●		
221	MATERIALS PROD.	●			●		●						●		8'-0"	*12"x12" TYPE B
222	TV. CONTROL	●			●		●						●		8'-0"	*12"x12" TYPE B
223	GIRLS'		●			●		●			●				8'-0"	*KEENES CEM.
224	STORAGE	●			●				●					●		
225	TEAM PLANNING	●			●		●						●		8'-0"	*12"x12" TYPE B
226	FOUR CLASS'RM CLS'R.			●	●								●			
227	BOYS'		●			●		●			●				8'-0"	*KEENES CEM.
228	STORAGE	●			●				●					●		
229	INSTRUCTIONAL STOR.	●			●				●					●	8'-0"	*12"x12" TYPE B
230	CORRIDOR	●			●		●				●				8'-0"	*24"x24" TYPE C
231	CLASSROOM	●			●		●						●			
232	CLASSROOM	●			●		●						●			
233	SCIENCE CLASS'RM.	●			●		●						●			
234	ART STORAGE	●			●				●					●		
235	ART STORAGE	●			●				●					●		
236	ART CLASS'RM	●			●		●						●			
	STAIR No. 1															
	STAIR No. 2															
	STAIR No. 3															
	STAIR No. 4															

DOOR SCHEDULE

NO	TYPE	DOOR SIZE	DOOR MAT.	DOOR GL.	DOOR LOUV.	FRAME TYPE	FRAME JAMB	FRAME HEAD	FRAME MAT.	HARDWARE SET NO.	HARDWARE THRES.	REMARKS
201/1	A	3'-0"x7'-10"x1¾"	WD.	6X38	-	4	2&7	2	H.M.	15		
202/1	A	3'-0"x7'-10"x1¾"	WD.	6X38	-	4	2&7	2	H.M.	15		
203/1	A	3'-0"x7'-10"x1¾"	WD.	6X38	-	4	2&7	2	H.M.	15		
204/1	A	3'-0"x7'-10"x1¾"	WD.	6X38	-	3	1	5	H.M.	15		
205/1	B	2'-6"x7'-10"x1¾"	WD.	-	18X8	3	1&3	5	H.M.	2		
206/1	B	2'-6"x7'-10"x1¾"	WD.	-	18X8	3	1&3	5	H.M.	2		
207/1	A	3'-0"x7'-10"x1¾"	WD.	6X38	-	4	2&7	2	H.M.	15		
208/1	A	3'-0"x7'-10"x1¾"	WD.	6X38	-	4	2&7	2	H.M.	15		
210/1	B	3'-0"x7'-10"x1¾"	WD.	-	24X8	3	3	5	H.M.	1		
211/1	C	2'-4"x7'-10"x1¾"	WD.	-	U.C.1"	6	2&4	4	H.M.	17		
212/1	B	2'-8"x7'-10"x1¾"	WD.	-	20X8	8	2	6	H.M.	2		
213/1	H	2@3'-0"x7'-10"x1¾"	H.M.	-	-	14	2&14	2	H.M.	15		
213/2	H	2@3'-0"x7'-10"x1¾"	H.M.	-	-	14	2&14	2	H.M.	15		
214/1	A	3'-0"x7'-10"x1¾"	WD.	6X38	-	3	3	5	H.M.	15		
215/1	C	2'-8"x7'-10"x1¾"	WD.	-	U.C.1"	6	4	4	H.M.	1		
216/1	B	2'-8"x7'-10"x1¾"	WD.	-	20X8	3	2	6	H.M.	2		
217/1	D	2'-8"x7'-10"x1¾"	WD.	-	-	3	1	5	H.M.	4		
217/2	H-2	2'-8"x7'-10"x1¾"	H.M.	YES	20'-22"	*	4,14,15	13	H.M.	17		*SEE DWG. No. A-17
217/3	A	2'-8"x7'-10"x1¾"	WD.	6X38	-	3	3	5	H.M.	17		
218/1	A	2'-8"x7'-10"x1¾"	WD.	6X38	-	3	1&3	5	H.M.	4		
218/2	H-2	2'-8"x7'-10"x1¾"	H.M.	YES	20'-22"	*	4,14,15	13	H.M.	17		*SEE DWG No. A-17
220/1	C	3'-0"x7'-10"x1¾"	WD.	-	U.C.1"	6	1&3	3	H.M.	1		
220/2	D	2'-8"x7'-10"x1¾"	WD.	-	-	6	4	4	H.M.	7		
221/1	A	2'-8"x7'-10"x1¾"	WD.	6X38	-	3	1	5	H.M.	4		
221/2	H-2	2'-8"x7'-10"x1¾"	H.M.	-	20'-22"	6	2&4	4	H.M.	17		
222/1	D	2'-8"x7'-10"x1¾"	WD.	-	-	3	3	5	H.M.	4		
222/2	H-2	2'-8"x7'-10"x1¾"	H.M.	-	20'-22"	6	4	4	H.M.	4		
223/1	B	2'-8"x7'-10"x1¾"	WD.	-	20X8	3	2	6	H.M.	2		
224/1	C	2'-8"x7'-10"x1¾"	WD.	-	U.C.1"	6	2	4	H.M.	1		
225/1	A	3'-0"x7'-10"x1¾"	WD.	6X38	-	3	3	5	H.M.	15		
226/1	H	2@3'-0"x7'-10"x1¾"	H.M.	YES	-	14	2&14	2	H.M.	15		
226/2	H	2@3'-0"x7'-10"x1¾"	H.M.	YES	-	14	2&14	2	H.M.	15		
227/1	B	2'-8"x7'-10"x1¾"	WD.	-	20X8	3	2	6	H.M.	2		
228/1	C	2'-8"x7'-10"x1¾"	WD.	-	U.C.1"	6	2	4	H.M.	1		
229/1	B	3'-0"x7'-10"x1¾"	WD.	-	24X8"	3	3	5	H.M.	1		
231/1	A	3'-0"x7'-10"x1¾"	WD.	6X38	-	4	2&7	2	H.M.	15		
232/1	A	3'-0"x7'-10"x1¾"	WD.	6X38	-	4	2&7	2	H.M.	15		
233/1	A	3'-0"x7'-10"x1¾"	WD.	6X38	-	4	2&7	2	H.M.	15		
233/2	A	3'-0"x7'-10"x1¾"	WD.	6X38	-	4	2&7	2	H.M.	15		
234/1	C	2'-8"x7'-10"x1¾"	WD.	-	U.C.1"	6	2&4	4	H.M.	7		
235/1	C	2'-8"x7'-10"x1¾"	WD.	-	U.C.1"	6	2&4	4	H.M.	7		
236/1	A	3'-0"x7'-10"x1¾"	WD.	6X38	-	4	2&7	2	H.M.	15		
236/2	A	3'-0"x7'-10"x1¾"	WD.	6X38	-	4	2&7	2	H.M.	15		
219/1	J	5'-2"x7'-10"x1¾"	H.M.	YES	-	15	2&7	2	H.M.	15		
219/2	J	5'-2"x7'-10"x1¾"	H.M.	YES	-	15	2&7	2	H.M.	15		
219/3	J	5'-2"x7'-10"x1¾"	H.M.	YES	-	15	2&7	2	H.M.	15		
219/4	J	5'-2"x7'-10"x1¾"	H.M.	YES	-	15	2&7	2	H.M.	15		
ST-1/5	K	5'-0"x7'-10"x1¾"	H.M.	YES	-	13	11&17	5&12	H.M.	20		"B" LABEL CONST.
ST-2/4	K	5'-0"x7'-10"x1¾"	H.M.	YES	-	13	11&17	5&12	H.M.	20		"B" LABEL CONST.
ST-3/5	K	5'-0"x7'-10"x1¾"	H.M.	YES	-	13	11&17	5&12	H.M.	20		"B" LABEL CONST.
ST-4/5	K	5'-0"x7'-10"x1¾"	H.M.	YES	-	13	11&17	5&12	H.M.	20		"B" LABEL CONST.

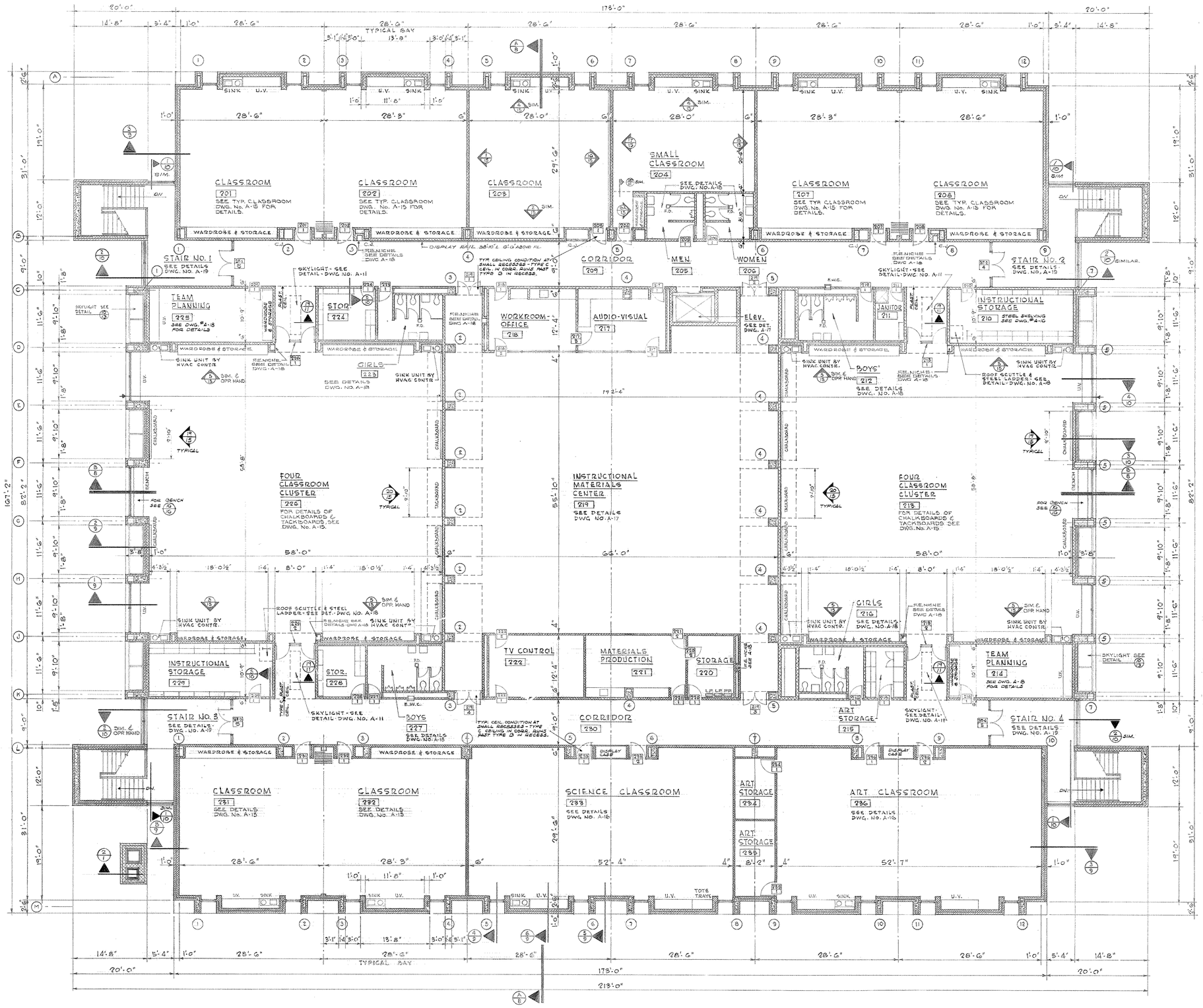

SECOND FLOOR PLAN

SCALE 1/8" = 1'-0"

FLOOR ELEVATION - 21'-6" = 111'-1"

SEALS

THE GARNER & WHITE ASSOCIATES
CLIFFORD E. GARNER A.I.A. ARTHUR B. WHITE, A.I.A.
ARCHITECTS AND PLANNERS
1737 CHESTNUT STREET PHILADELPHIA, PENNSYLVANIA LOCUST-7-5890
KEAST AND HOOD, STRUCTURAL ENGINEERS — ROBERT D. LYNN, PROJECT ASSOCIATE
ADCOCK AND MATZ, MECHANICAL ENGINEERS — HARRY B. PRICE, ELECTRICAL ENGINEER

NEW ANDREW HAMILTON PUBLIC SCHOOL
57TH AND SPRUCE STREETS PHILADELPHIA, PENNSYLVANIA
THE SCHOOL DISTRICT OF PHILADELPHIA BOARD OF EDUCATION

SECOND FLOOR PLAN - SCHEDULES

COMM. NO.	PROJ. NO.	BLDG. NO.	TYPE
422	F-U	60	269
DATE 21 MAY 68		SCALE	

NO	DESCRIPTION	DATE
REVISIONS		

ALL DIMENSIONS AND EXISTING CONDITIONS SHALL BE CHECKED AND VERIFIED ON THE SITE BEFORE PROCEEDING WITH WORK.

DRAWING NO.

A·6

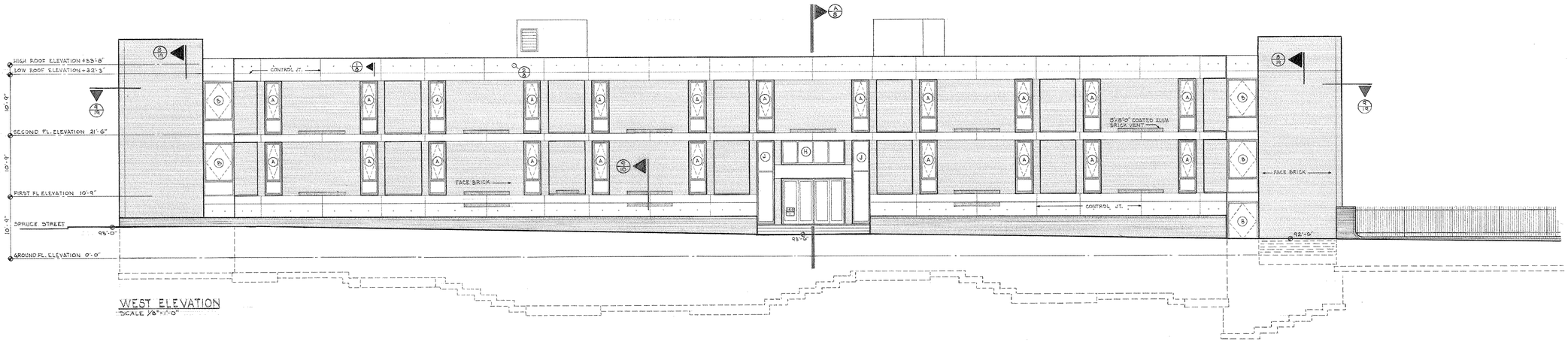

WEST ELEVATION
SCALE 1/8"=1'-0"

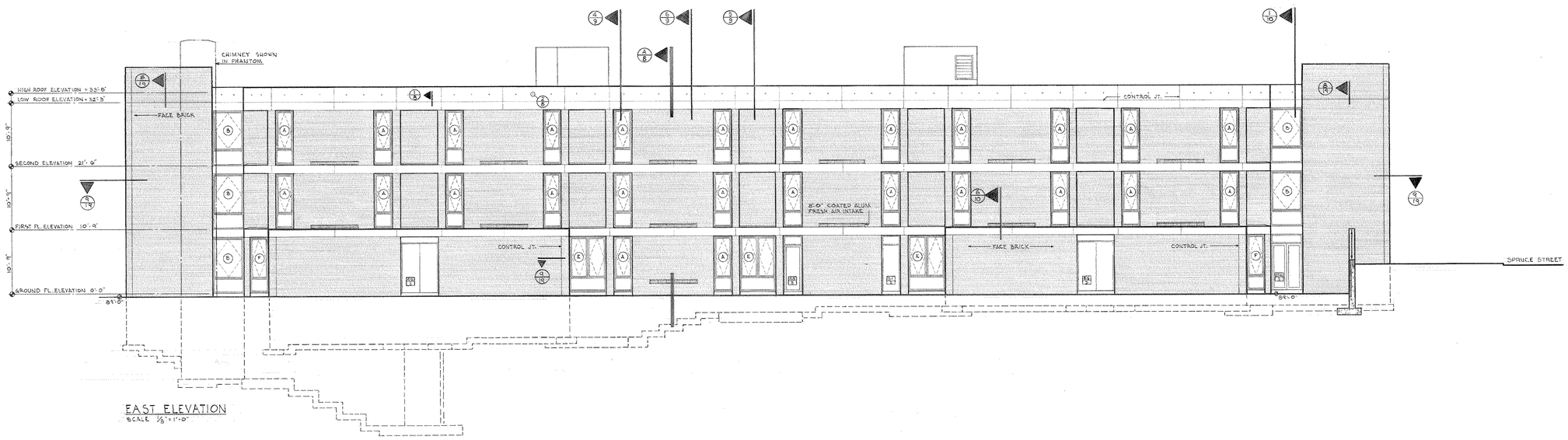

EAST ELEVATION
SCALE 1/8"=1'-0"

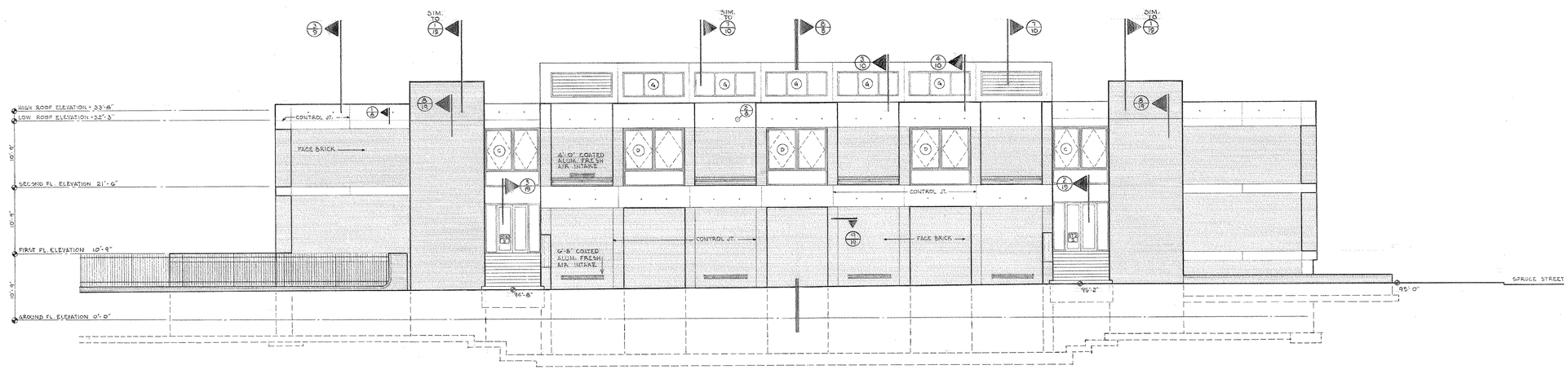

NORTH ELEVATION
SCALE 1/8"=1'-0"

SEALS

THE GARNER & WHITE ASSOCIATES
CLIFFORD E. GARNER A.I.A. ARTHUR B. WHITE, A.I.A.
ARCHITECTS AND PLANNERS
1737 CHESTNUT STREET PHILADELPHIA, PENNSYLVANIA LOCUST-7-5890
KEAST AND HOOD ROBERT D. LYNN, PROJECT ASSOCIATE HARRY B. PRICE
STRUCTURAL ENGINEERS ADCOCK AND MATZ MECHANICAL ENGINEERS ELECTRICAL ENGINEER

NEW ANDREW HAMILTON PUBLIC SCHOOL

57TH AND SPRUCE STREETS PHILADELPHIA, PENNSYLVANIA
THE SCHOOL DISTRICT OF PHILADELPHIA BOARD OF EDUCATION

WEST, EAST, AND NORTH ELEVATIONS

NO	DESCRIPTION	DATE
REVISIONS		

COMM. NO. 422	PROJ. NO. F-U
DATE 21 MAY 68	BLDG. NO. 60
SCALE	TYPE 249

ALL DIMENSIONS AND EXISTING CONDITIONS SHALL BE VERIFIED BY THE CONTRACTOR AT THE SITE BEFORE PROCEEDING WITH WORK.

DRAWING NO.

A·7

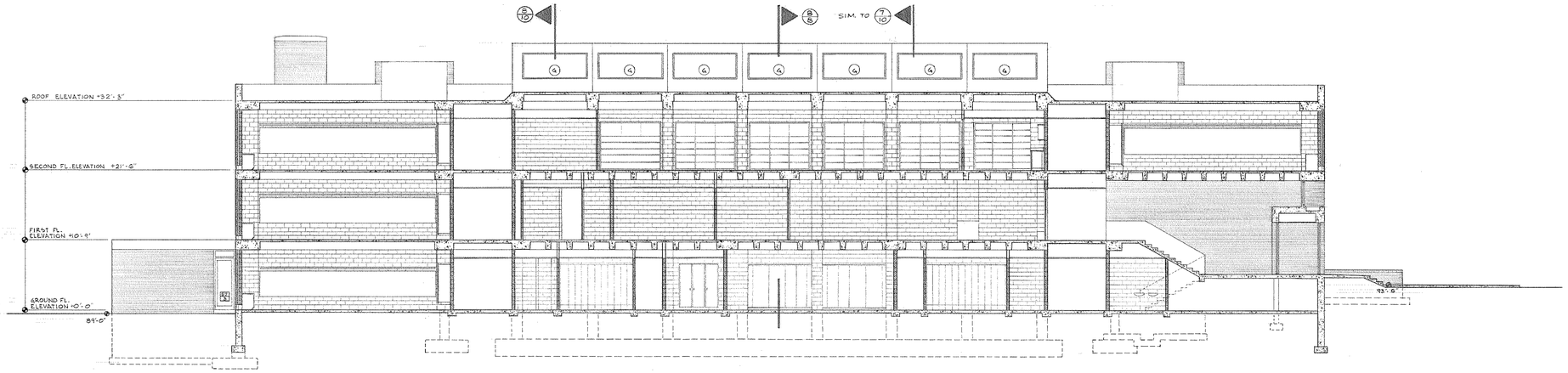

EAST-WEST SECTION (A/B)
SCALE 1/8" = 1'-0"

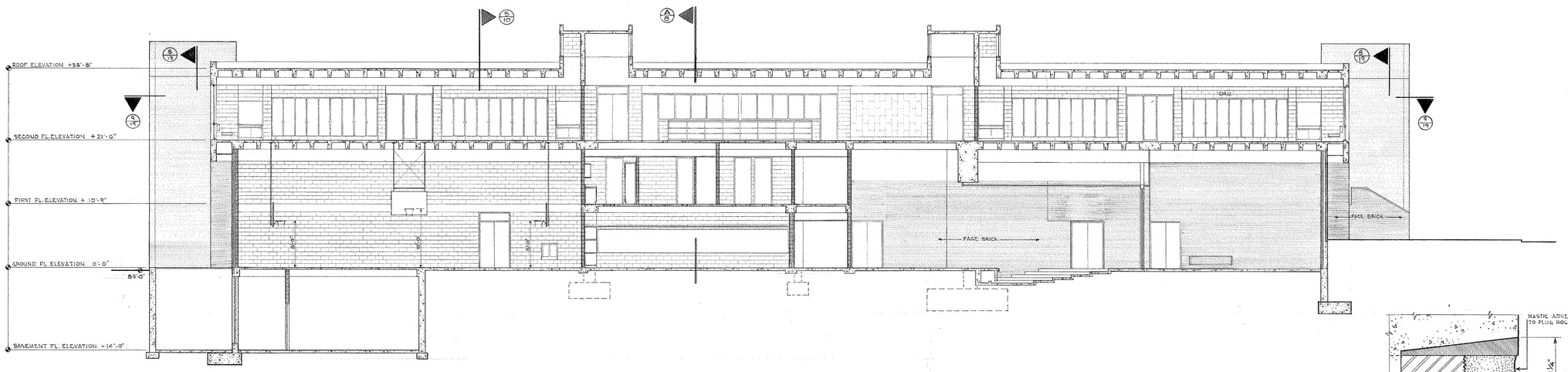

NORTH - SOUTH SECTION (B/B)
SCALE 1/8" = 1'-0"

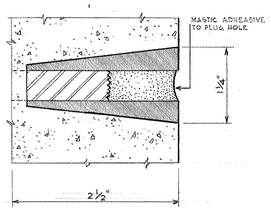

FORM TIE PLUG (2/8)
SCALE: FULL SIZE

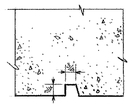

CONTROL JT. (1/6) IN CONC.
SCALE: 3" = 1'-0"

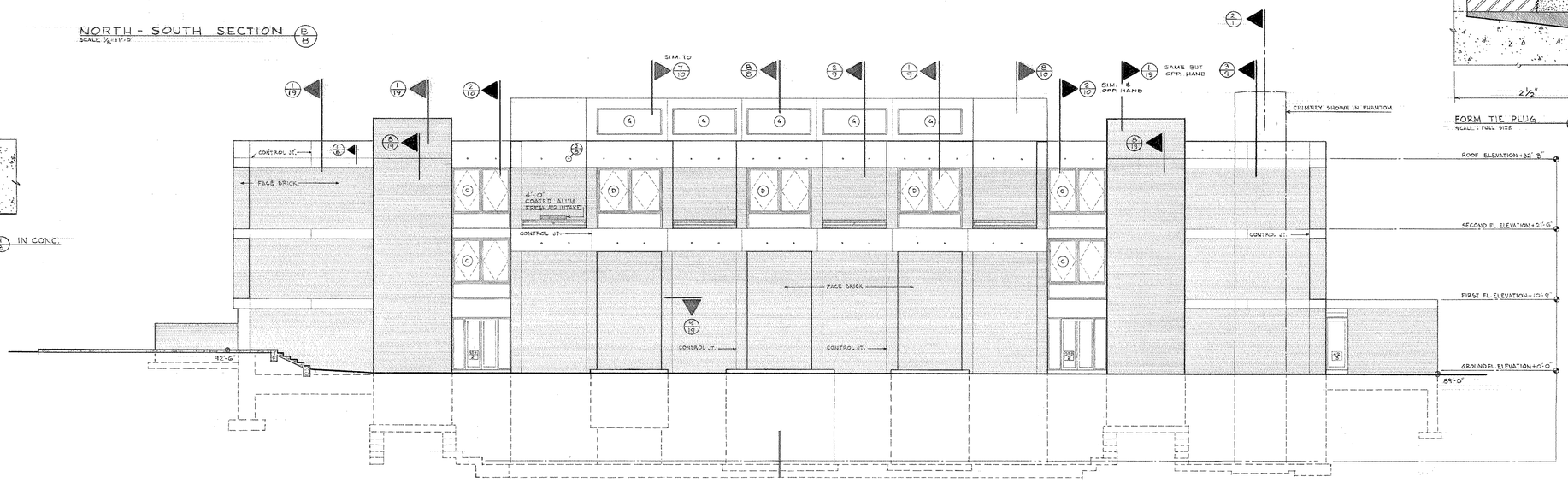

SOUTH ELEVATION
SCALE 1/8" = 1'-0"

SEALS

THE GARNER & WHITE ASSOCIATES
ARCHITECTS AND PLANNERS
CLIFFORD E. GARNER, A.I.A. — ARTHUR B. WHITE, A.I.A.
1737 CHESTNUT STREET — PHILADELPHIA, PENNSYLVANIA — LOCUST-7-5890
KEAST AND HOOD, STRUCTURAL ENGINEERS — ROBERT D. LYNN, PROJECT ASSOCIATE
ADCOCK AND MATT, MECHANICAL ENGINEERS — HARRY B. PRICE, ELECTRICAL ENGINEER

NEW ANDREW HAMILTON PUBLIC SCHOOL
57TH AND SPRUCE STREETS — PHILADELPHIA, PENNSYLVANIA
THE SCHOOL DISTRICT OF PHILADELPHIA — BOARD OF EDUCATION

SOUTH ELEVATION
EAST-WEST SECTION — NORTH-SOUTH SECTION

COMM. NO.	PROJ. NO.
422	F-U
DATE	BLDG. NO.
21 MAY 68	60
SCALE	TYPE
	269

REVISIONS

NO	DESCRIPTION	DATE

ALL DIMENSIONS AND EXISTING CONDITIONS SHALL BE CHECKED AND VERIFIED BY CONTRACTOR AT THE SITE BEFORE PROCEEDING WITH WORK.

DRAWING NO.
A·8

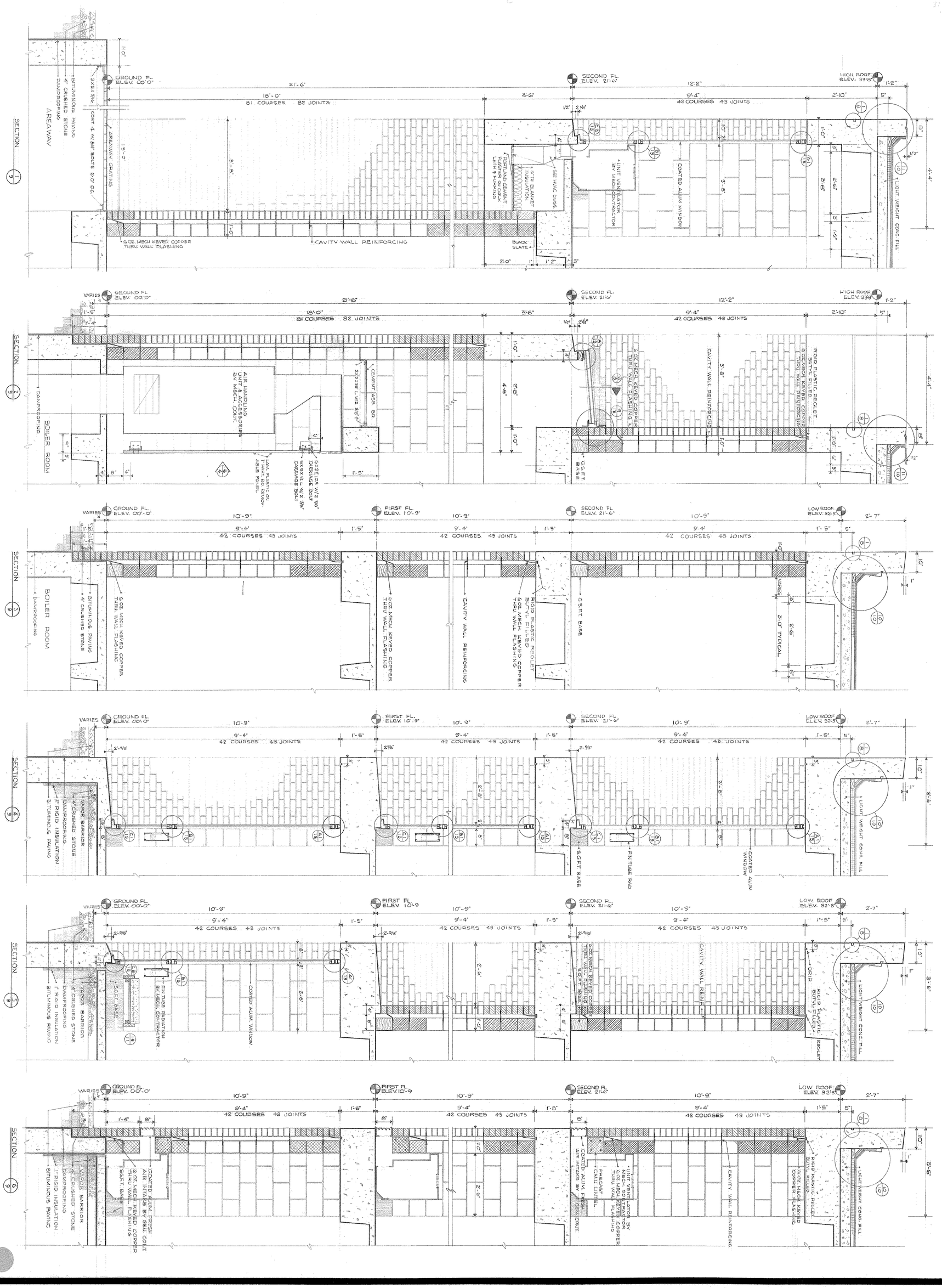

BUILDING SECTIONS-DETAILS				
REVISIONS			COMM. NO. 422	PROJ. NO. F-U
NO	DESCRIPTION	DATE	DATE 21 MAY 68	BLDG. NO. 60
			SCALE	TYPE 269
ALL DIMENSIONS AND EXISTING CONDITIONS SHALL BE CHECKED AND VERIFIED BY CONTRACTOR AT THE SITE BEFORE PROCEEDING WITH WORK.				

DRAWING NO. A·9

NEW ANDREW HAMILTON PUBLIC SCHOOL

57TH AND SPRUCE STREETS — PHILADELPHIA, PENNSYLVANIA

THE SCHOOL DISTRICT OF PHILADELPHIA — BOARD OF EDUCATION

THE GARNER & WHITE ASSOCIATES

CLIFFORD E. GARNER, A.I.A. — ARTHUR B. WHITE, A.I.A.

ARCHITECTS AND PLANNERS

1737 CHESTNUT STREET — PHILADELPHIA, PENNSYLVANIA — LOCUST-7-5890

ROBERT D. LYNN, PROJECT ASSOCIATE

KEAST AND HOOD, STRUCTURAL ENGINEERS — ADCOCK AND MATZ, MECHANICAL ENGINEERS — HARRY B. PRICE, ELECTRICAL ENGINEER

SEALS

REGISTERED ARCHITECT COMMONWEALTH OF PENNSYLVANIA CLIFFORD E. GARNER NO. 9128

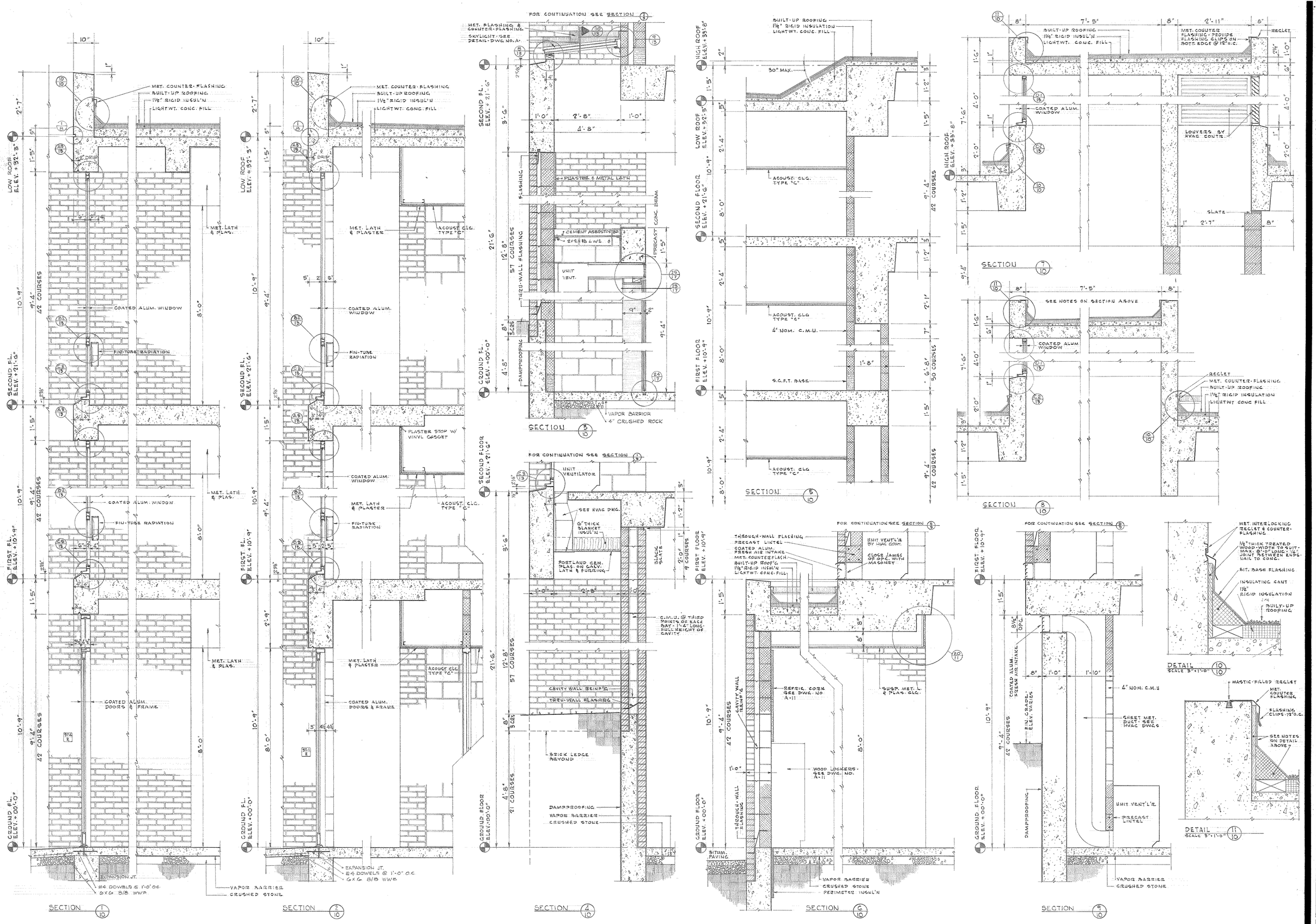

SEALS



THE GARNER & WHITE ASSOCIATES
CLIFFORD E. GARNER, A.I.A. — ARTHUR B. WHITE, A.I.A.
ARCHITECTS AND PLANNERS
1737 CHESTNUT STREET — PHILADELPHIA, PENNSYLVANIA — LOCUST-7-5890
KEAST AND HOOD — STRUCTURAL ENGINEERS — ROBERT D. LYNN, PROJECT ASSOCIATE
ADCOCK AND MATZ — MECHANICAL ENGINEERS — HARRY B. PRICE — ELECTRICAL ENGINEER

NEW ANDREW HAMILTON PUBLIC SCHOOL

57TH AND SPRUCE STREETS — PHILADELPHIA, PENNSYLVANIA

THE SCHOOL DISTRICT OF PHILADELPHIA — BOARD OF EDUCATION

BUILDING SECTIONS – DETAILS

REVISIONS			
NO.	DESCRIPTION	DATE	
	ALL DIMENSIONS AND EXISTING CONDITIONS SHALL BE VERIFIED BY THE CONTRACTOR AT THE SITE BEFORE PROCEEDING WITH WORK.		

COMM. NO. 422	PROJ. NO. F-U
DATE 21 MAY 68	BLDG. NO. 60
SCALE	TYPE 269

DRAWING NO.

A-10

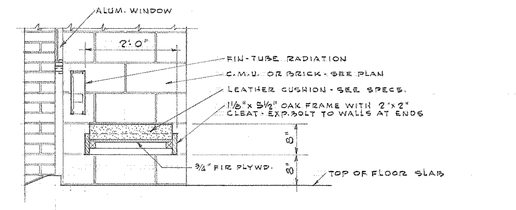

WINDOW SEAT DETAIL (15/11)
SCALE 3/4" = 1'-0"

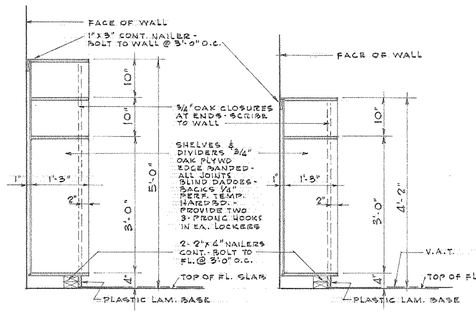

WOOD LOCKER DETAIL (16/11)
SCALE 3/4" = 1'-0"

WOOD LOCKER DETAIL (17/11)
SCALE 3/4" = 1'-0"

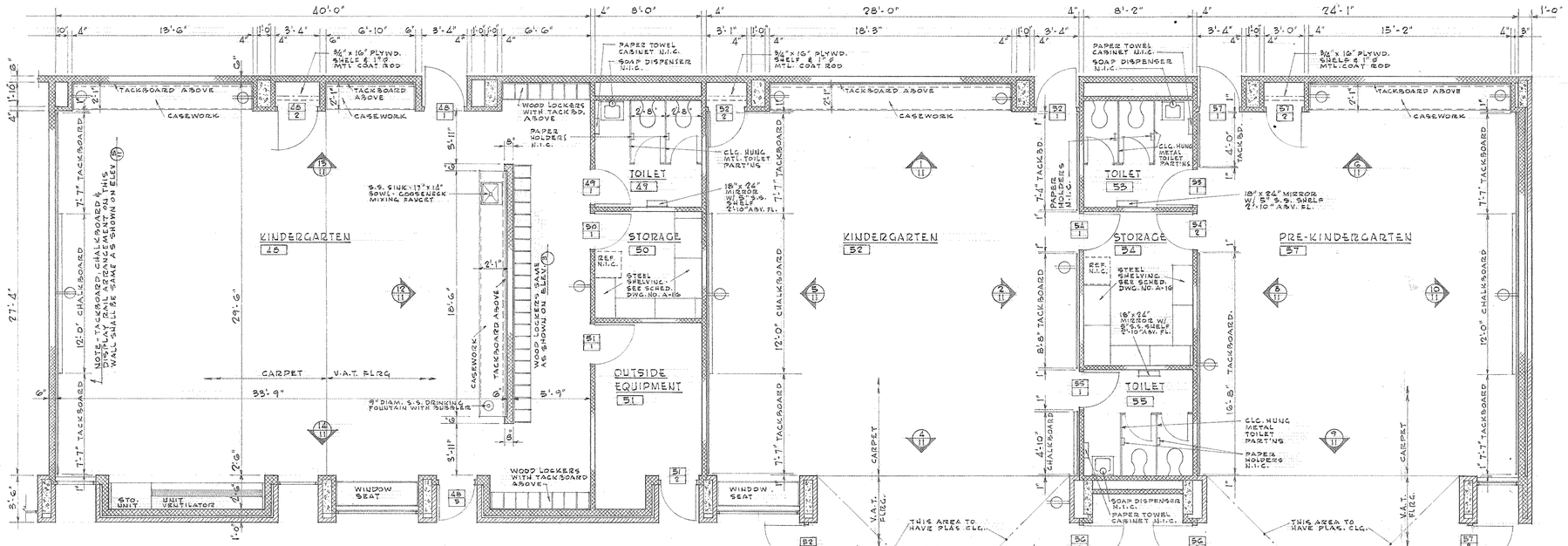

PARTIAL PLAN OF KINDERGARTEN & PRE-KINDERGARTEN AREA

PRE-KINDERGARTEN NO 42 & KINDERGARTEN NO. 47 SHALL BE SAME AS PRE-KINDERGARTEN NO. 57 & KINDERGARTEN NO. 52 INCLUDING STORAGE, TOILETS, ETC. EXCEPT AT OPPOSITE HAND - FOR DIMENSIONS NOT SHOWN, SEE GROUND FLOOR PLAN

NOTE - UNLESS OTHERWISE NOTED OR SHOWN TACKBOARDS, CHALKBOARDS, CHALKTRAYS & DISPLAY RAILS SHALL CONFORM TO DETAILS SHOWN ON DWG. NO. A-15

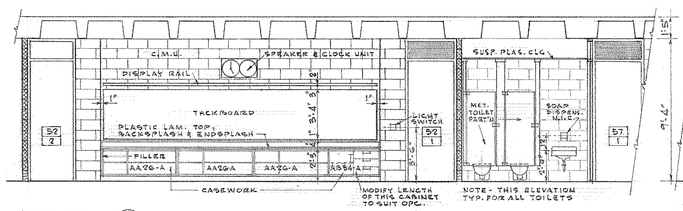

ELEVATION (1/11)

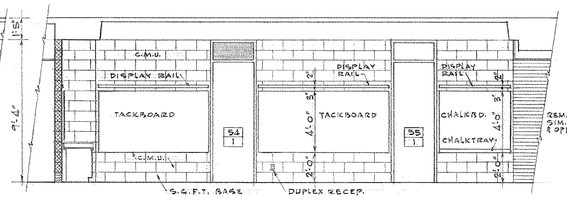

ELEVATION (2/11)

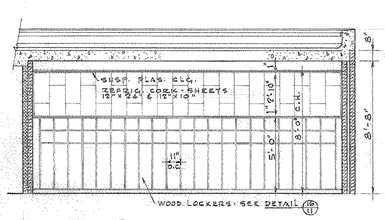

ELEVATION (3/11)

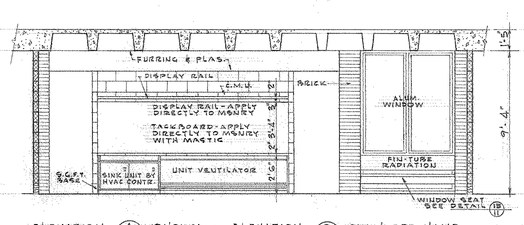

ELEVATION (4/11) SHOWN • ELEVATION (9/11) SIM. & OPP. HAND

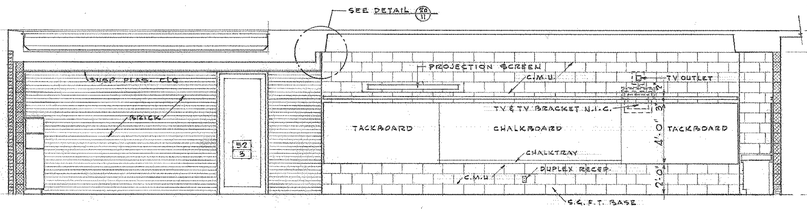

ELEVATION (5/11) SHOWN • ELEVATION (10/11) SIM. & OPP. HAND

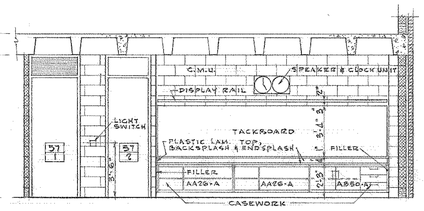

ELEVATION (6/11)

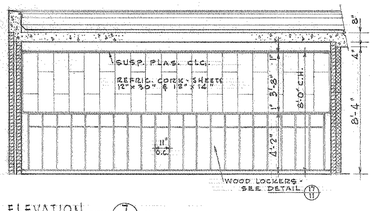

ELEVATION (7/11)

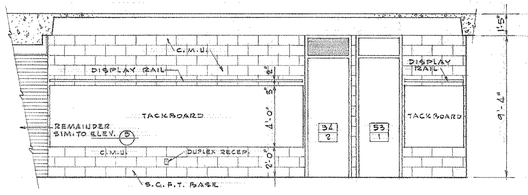

ELEVATION (8/11)

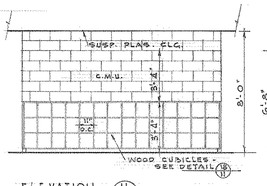

ELEVATION (11/11)

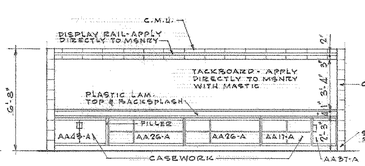

ELEVATION (12/11)

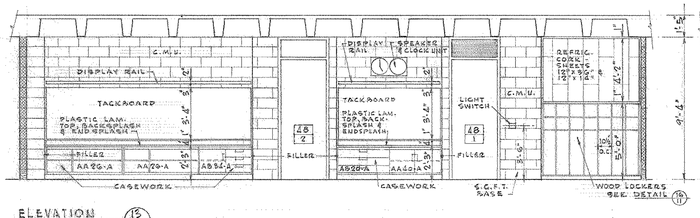

ELEVATION (15/11)

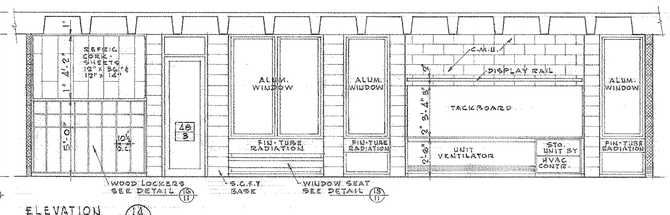

ELEVATION (14/11)

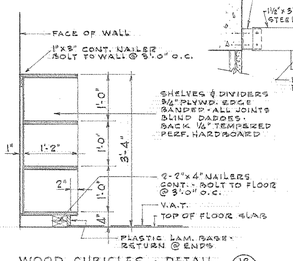

WOOD CUBICLES - DETAIL (18/11)
SCALE 3/4" = 1'-0"

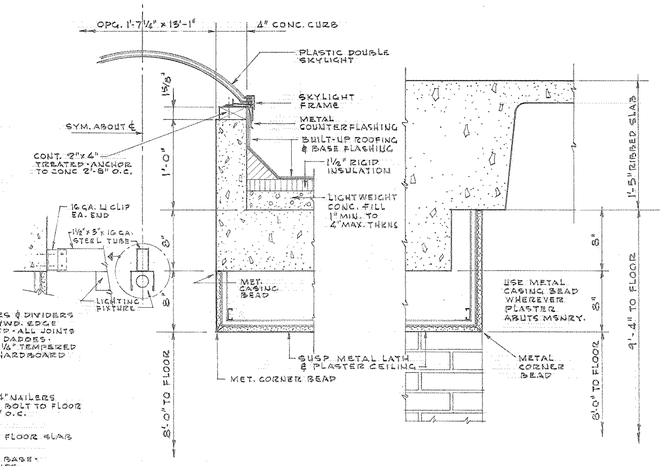

SKYLIGHT DETAIL (19/11)
SCALE 3" = 1'-0"

DETAIL (20/11)
SCALE 3" = 1'-0"

SEALS

THE GARNER & WHITE ASSOCIATES
CLIFFORD E. GARNER, A.I.A. — ARTHUR B. WHITE, A.I.A.
ARCHITECTS AND PLANNERS
1737 CHESTNUT STREET — PHILADELPHIA, PENNSYLVANIA — LOCUST-7-5890
KEAST AND HOOD — ROBERT D. LONG, PROJECT ASSOCIATE — HARRY B. PRICE
STRUCTURAL ENGINEERS — MECHANICAL ENGINEERS — ELECTRICAL ENGINEER

NEW ANDREW HAMILTON PUBLIC SCHOOL

57TH AND SPRUCE STREETS
THE SCHOOL DISTRICT OF PHILADELPHIA

PHILADELPHIA, PENNSYLVANIA
BOARD OF EDUCATION

KINDERGARTENS
PRE-KINDERGARTENS PLANS – DETAILS

COMM. NO.	PROJ. NO.
422	F-U
DATE	BLDG. NO.
21 MAY 68	60
SCALE	TYPE
	269

NO	DESCRIPTION	DATE
REVISIONS		

ALL DIMENSIONS, JOB EXISTING CONDITIONS SHALL BE CHECKED AND VERIFIED BY CONTRACTOR AT THE SITE BEFORE PROCEEDING WITH WORK.

DRAWING NO.

A-11

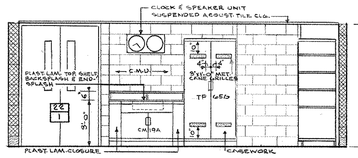

ELEVATION 1/12
SCALE: 1/4"=1'-0"

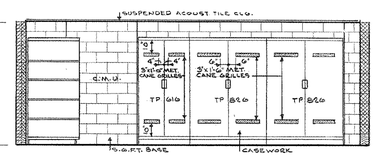

ELEVATION 2/12

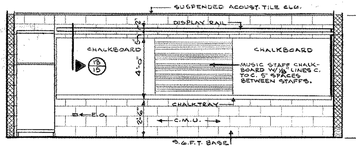

ELEVATION 3/12
SCALE: 1/4"=1'-0"

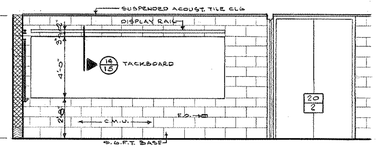

ELEVATION 4/12
SCALE: 1/4"=1'-0"

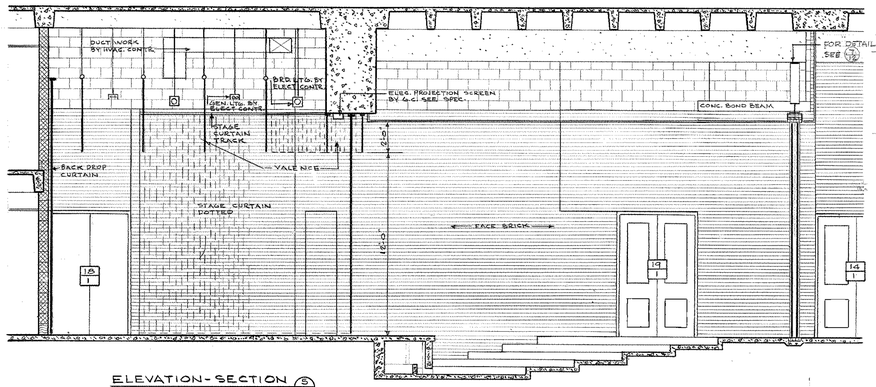

ELEVATION-SECTION 5/12
SCALE: 1/4"=1'-0"

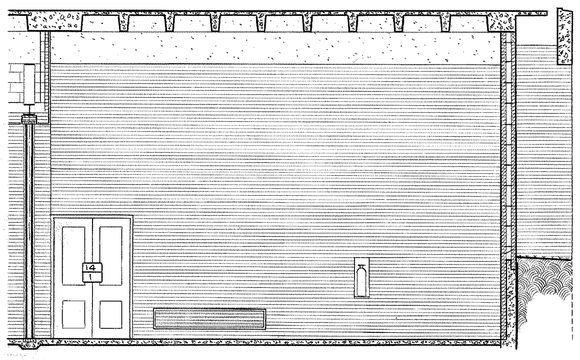

ELEVATION-SECTION 6/12
SCALE: 1/4"=1'-0"

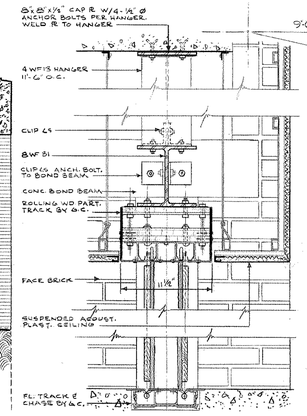

SECTION-ROLLING WOOD PARTITION 7/12
SCALE: 1/4"=1'-0"

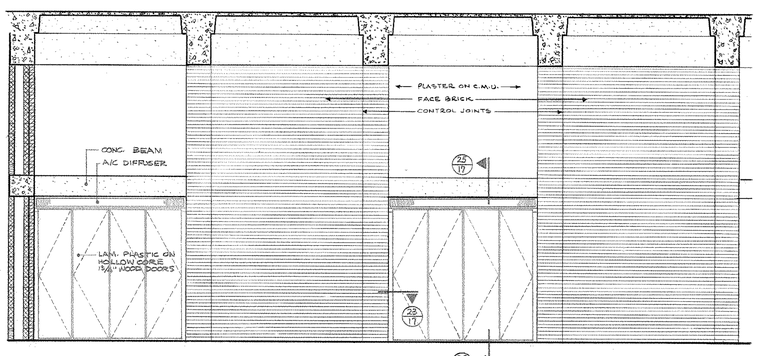

PARTIAL ELEVATION 9/12
SCALE: 1/4"=1'-0"

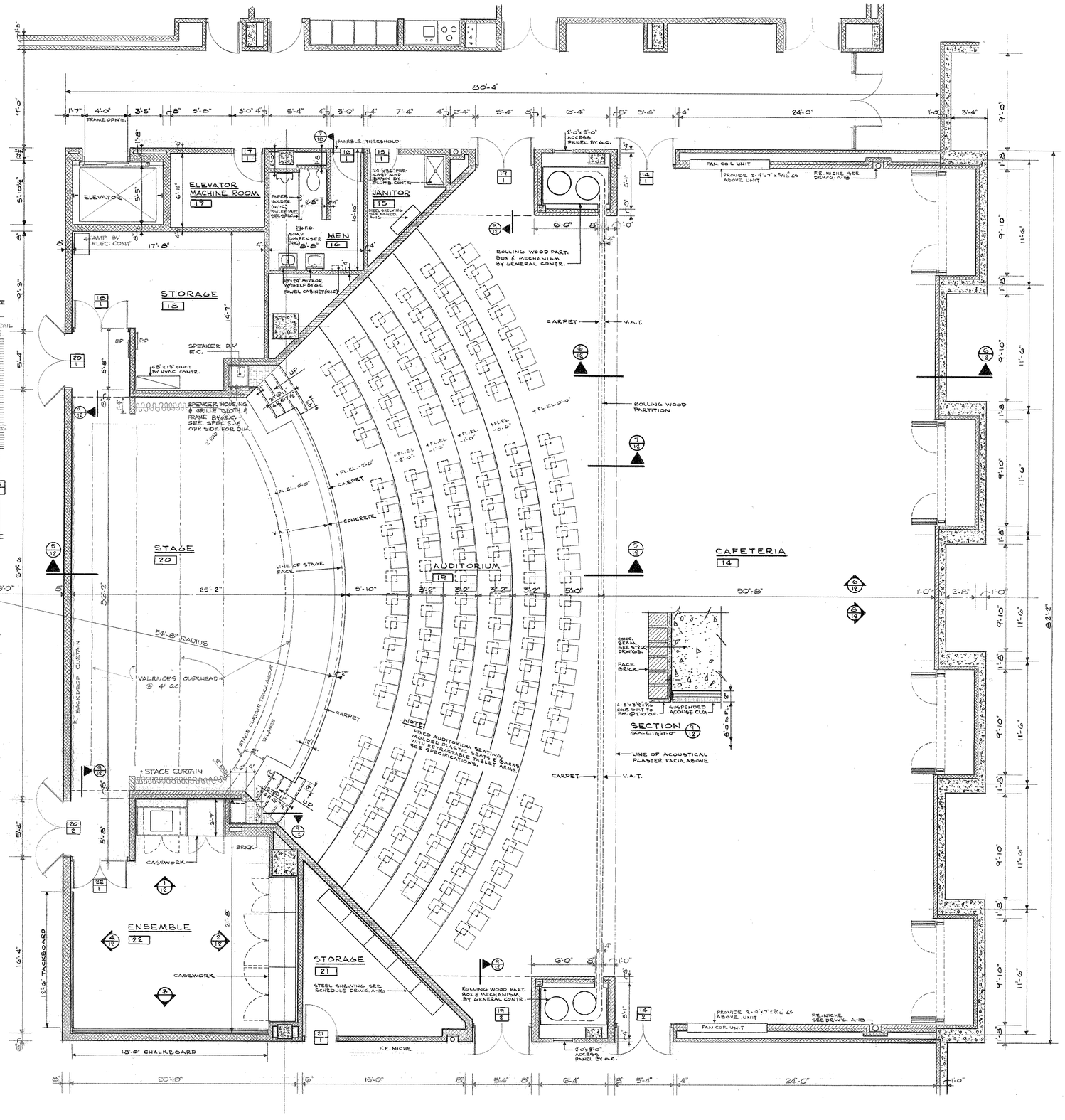

AUDITORIUM & CAFETERIA PLAN
SCALE: 1/4"=1'-0"

SEALS

THE GARNER & WHITE ASSOCIATES
ARTHUR B. WHITE, A.I.A.
CLIFFORD E. GARNER, A.I.A.
ARCHITECTS AND PLANNERS
1737 CHESTNUT STREET PHILADELPHIA, PENNSYLVANIA LOCUST-7-5890
ROBERT D. LYNN, PROJECT ASSOCIATE
KEAST AND HOOD, STRUCTURAL ENGINEERS
ADCOCK AND MATZ MECHANICAL ENGINEERS
HARRY B. PRICE ELECTRICAL ENGINEER

NEW ANDREW HAMILTON PUBLIC SCHOOL

57TH AND SPRUCE STREETS PHILADELPHIA, PENNSYLVANIA
THE SCHOOL DISTRICT OF PHILADELPHIA BOARD OF EDUCATION

AUDITORIUM PLANS-DETAILS

REVISIONS	DATE
DESCRIPTION	

COMM. NO. 422	PROJ. NO. F-13
DATE 21 MAY 68	BLDG. NO. 60
SCALE	TYPE 269

ALL DIMENSIONS AND EXISTING CONDITIONS SHALL BE CHECKED AND VERIFIED BY CONTRACTOR AT THE SITE BEFORE PROCEEDING WITH WORK.

DRAWING NO.

A-12

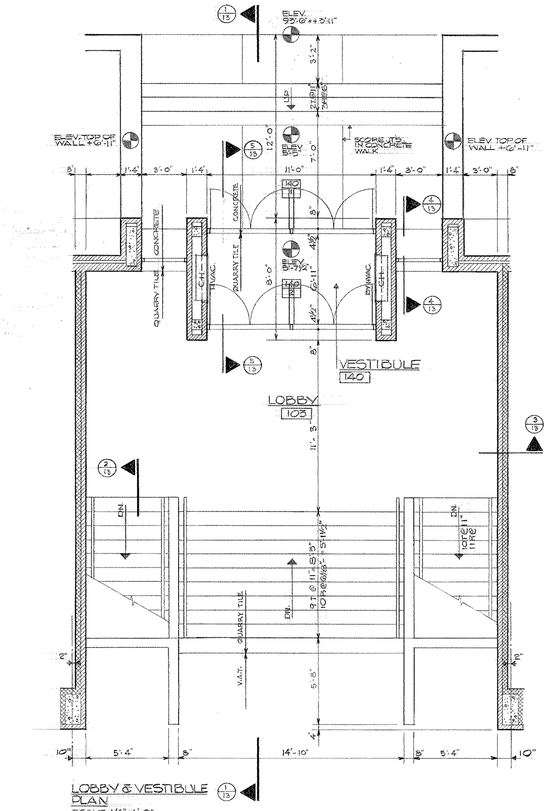

LOBBY & VESTIBULE PLAN
SCALE 1/4" = 1'-0"

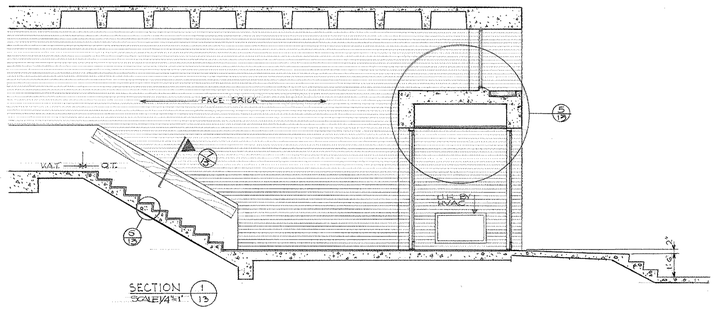

SECTION 1/13
SCALE 1/4" = 1'

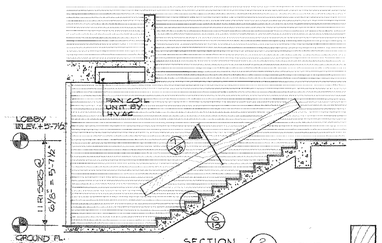

SECTION 2/13
SCALE 1/4" = 1'-0"

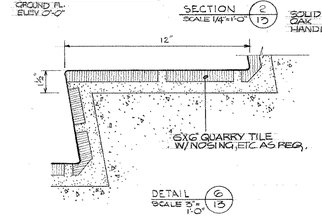

DETAIL 6/13
SCALE 3" = 1'-0"

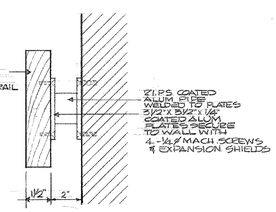

DETAIL 7/13
SCALE 1/4" = 1'-0"

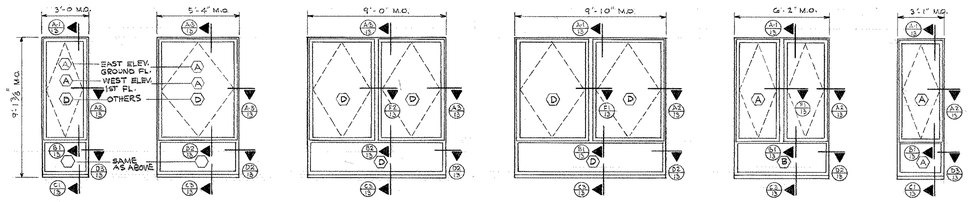

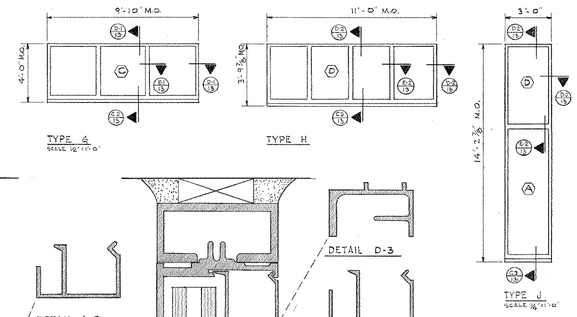

GLAZING SCHEDULE ⬡	
A	1/4" TEMPERED POLISHED PLATE
B	1/4" OPAQUE TEMPERED
C	DUAL GLAZING, 2 LAYERS, 3/16" SHEET
D	1/4" POLISHED PLATE
E	1/4" WIRE GLASS
F	3/16" SHEET
G	SOUND RETARDANT GLASS

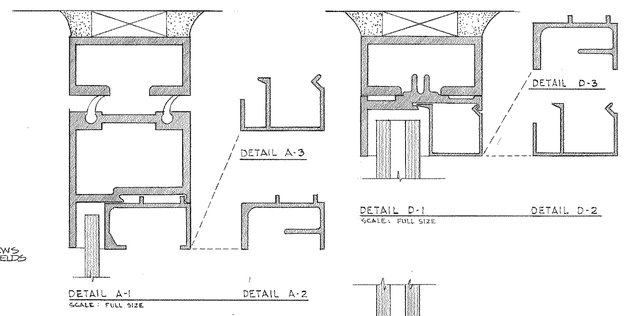

DETAIL A-1 DETAIL A-2
SCALE: FULL SIZE

DETAIL D-1 DETAIL D-2
SCALE: FULL SIZE

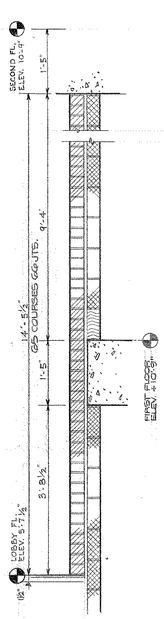

SECTION 3/13
SCALE 3/4" = 1'-0"

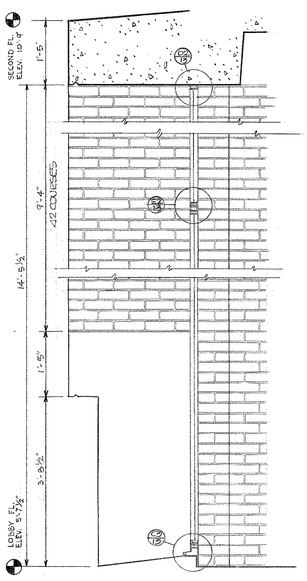

SECTION 4/13
SCALE 3/4" = 1'-0"

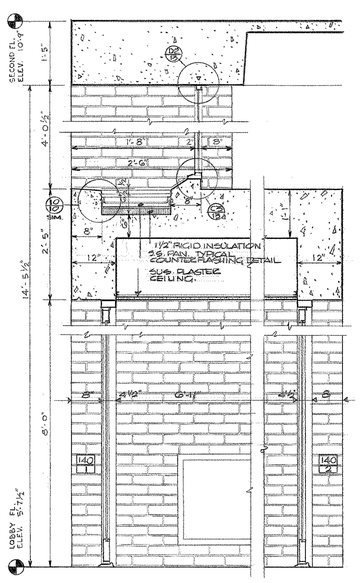

SECTION 5/13
SCALE 3/4" = 1'-0"

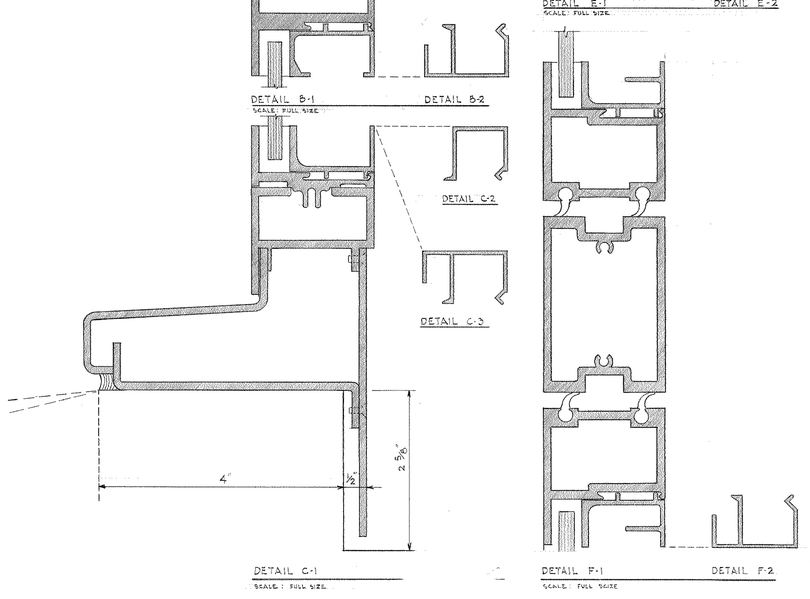

DETAIL C-1
SCALE: FULL SIZE

DETAIL E-1 DETAIL E-2
SCALE: FULL SIZE

DETAIL F-1 DETAIL F-2
SCALE: FULL SIZE

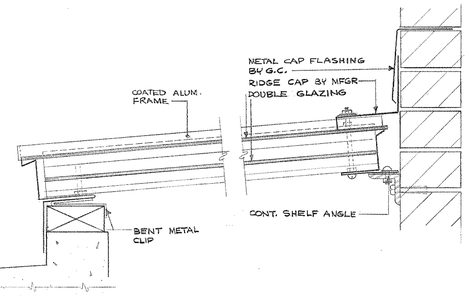

DETAIL 8/13 SILL
3" = 1'-0"

DETAIL 9/13 HEAD
3" = 1'-0"

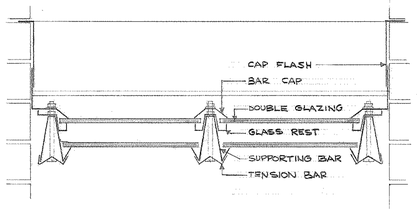

DETAIL 10/13 JAMB
3" = 1'-0"

SKYLIGHT DETAILS
GYMNASIUM & AUDITORIUM

SEALS

THE GARNER & WHITE ASSOCIATES
ARCHITECTS AND PLANNERS
CLIFFORD E. GARNER A.I.A. ARTHUR B. WHITE, A.I.A.
1737 CHESTNUT STREET PHILADELPHIA, PENNSYLVANIA LOCUST-7-5890
KEAST AND HOOD STRUCTURAL ENGINEERS ROBERT D. LYNN, PROJECT ASSOCIATE
ADCOCK AND MATZ MECHANICAL ENGINEERS HARRY B. PRICE ELECTRICAL ENGINEER

NEW ANDREW HAMILTON PUBLIC SCHOOL
57TH AND SPRUCE STREETS PHILADELPHIA, PENNSYLVANIA
THE SCHOOL DISTRICT OF PHILADELPHIA BOARD OF EDUCATION

VESTIBULE-LOBBY PLAN
DETAILS-WINDOW DETS

REVISIONS					
NO	DESCRIPTION	DATE			
	ALL DIMENSIONS AND EXISTING CONDITIONS SHALL BE CHECKED AND VERIFIED BY CONTRACTOR AT THE SITE BEFORE PROCEEDING WITH WORK.				

CONN. NO. 422	PROJ. NO. F-U	
DATE	REF. NO. 60	
SCALE	TYPE 209	

DRAWING NO.
A-13

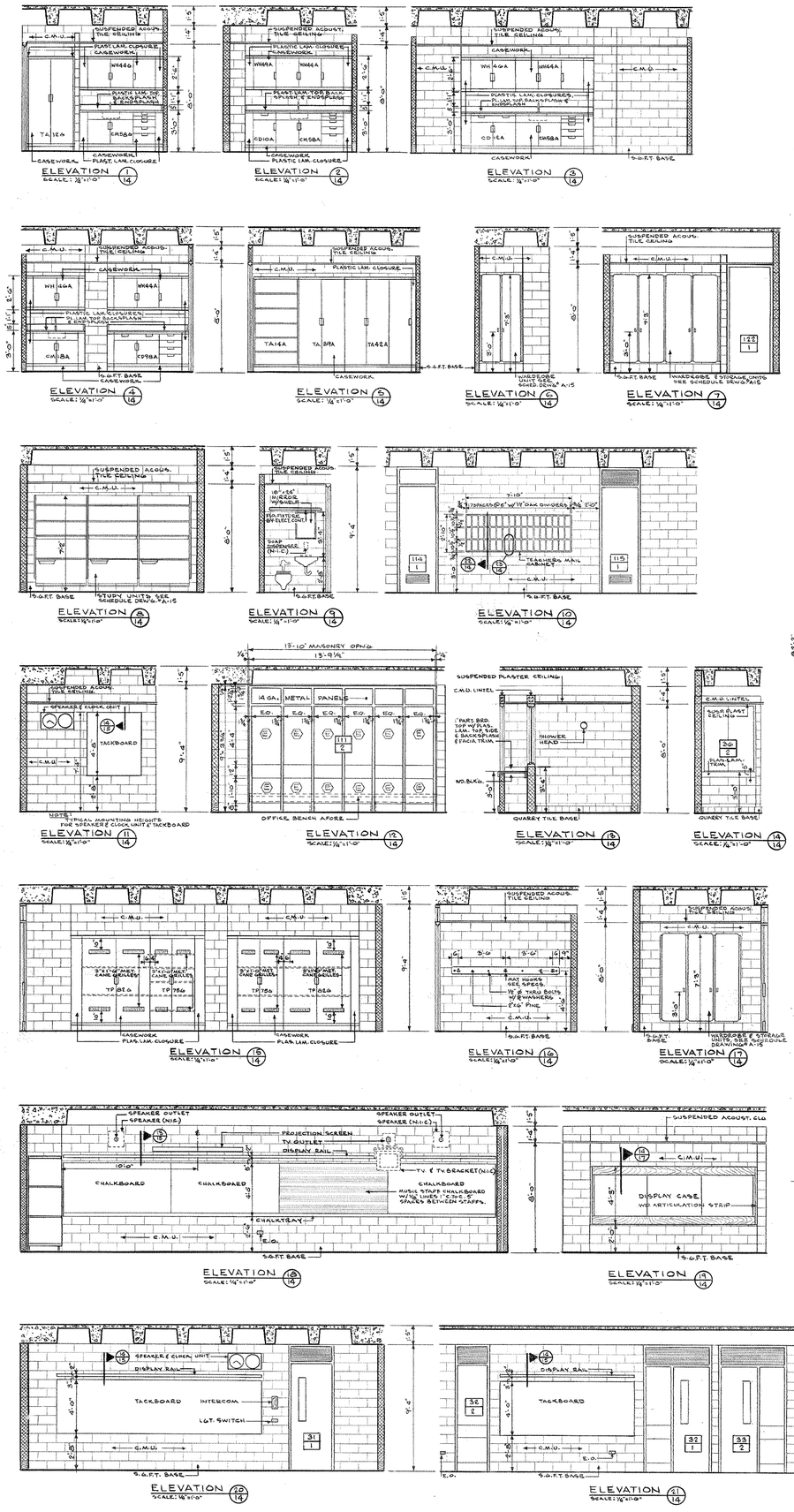

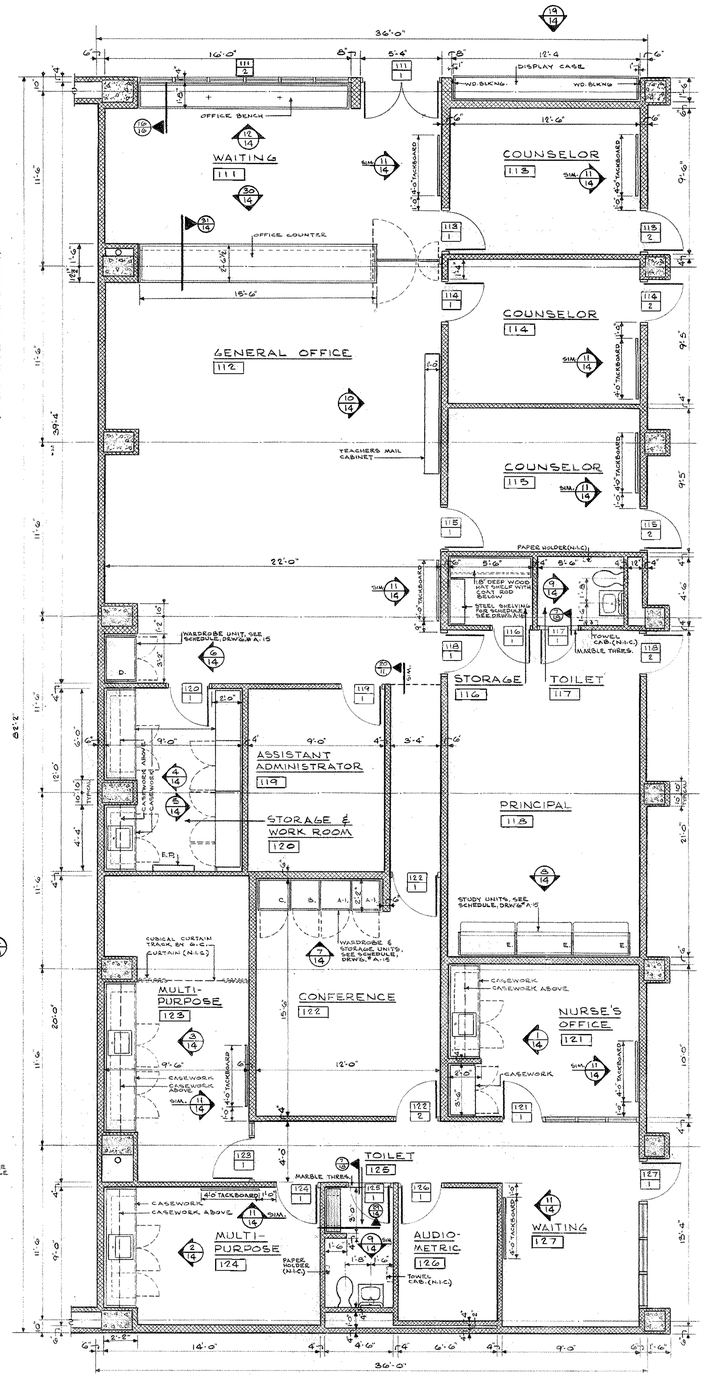

ADMINISTRATION & HEALTH SUITES
SCALE: 1/8"=1'-0"

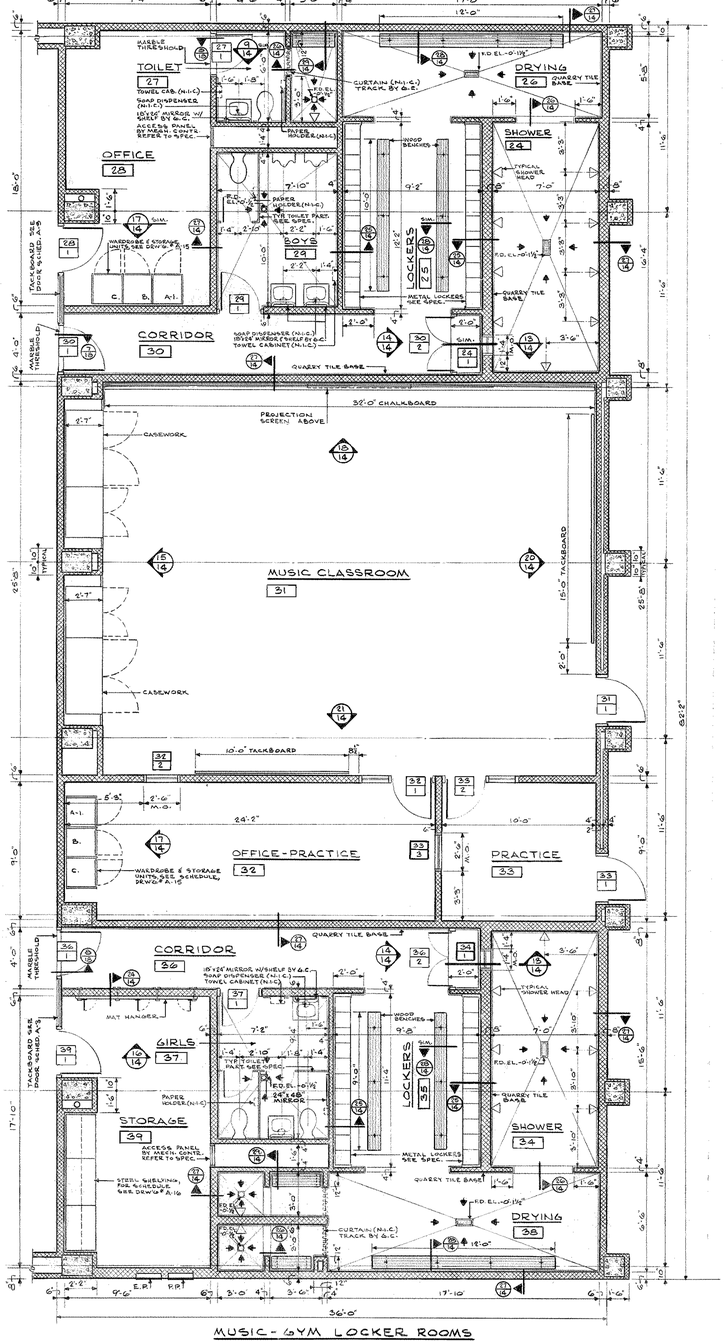

MUSIC - GYM LOCKER ROOMS
SCALE: 1/8"=1'-0"

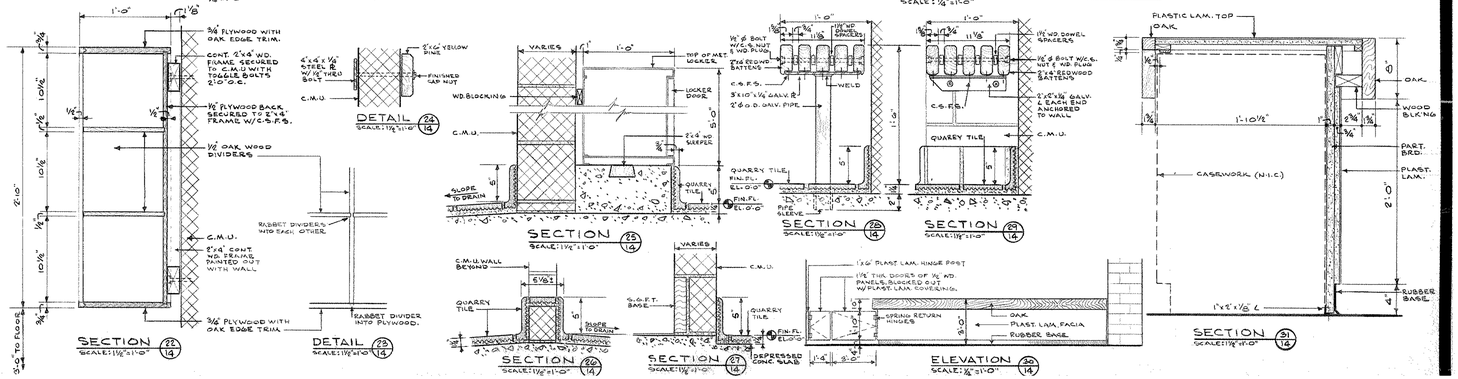

SEALS

THE GARNER & WHITE ASSOCIATES
ARCHITECTS AND PLANNERS
CLIFFORD E. GARNER A.I.A. ARTHUR B. WHITE A.I.A.
1737 CHESTNUT STREET PHILADELPHIA, PENNSYLVANIA LOCUST-7-5890
KEAST AND HOOD, STRUCTURAL ENGINEERS — ROBERT D. LYNN, PROJECT ASSOCIATE
ADCOCK AND MATZ, MECHANICAL ENGINEERS — HARRY B. PRICE, ELECTRICAL ENGINEER

NEW ANDREW HAMILTON PUBLIC SCHOOL
57TH AND SPRUCE STREETS — PHILADELPHIA, PENNSYLVANIA
THE SCHOOL DISTRICT OF PHILADELPHIA — BOARD OF EDUCATION

ADMINISTRATION - MUSIC - PLANS - DETAILS

REVISIONS					
NO	DESCRIPTION	DATE	COMM. NO. 422	PROJ. NO. F-10	BLDG. NO. 60
			DATE 21 MAY 68	SCALE	TYPE 269

ALL DIMENSIONS AND EXISTING CONDITIONS SHALL BE CHECKED AND VERIFIED BY CONTRACTORS AT THE SITE BEFORE PROCEEDING WITH WORK.

DRAWING NO.
A-14

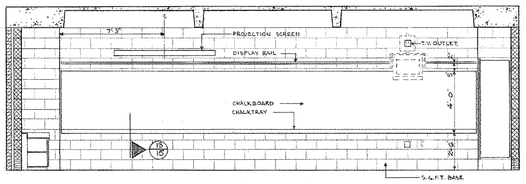

ELEVATION 1/15
SCALE 1/4" = 1'-0"

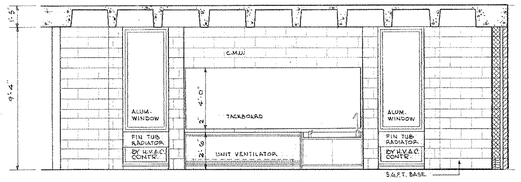

ELEVATION 4/15
SCALE 1/4" = 1'-0"

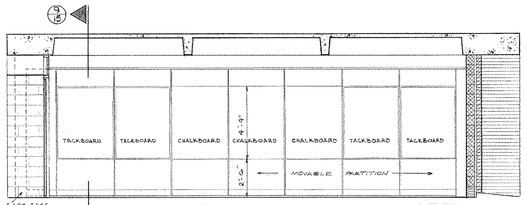

ELEVATION 3/15
SCALE 1/4" = 1'-0"

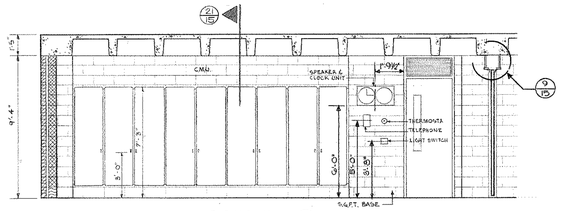

ELEVATION 2/15
SCALE 1/4" = 1'-0"

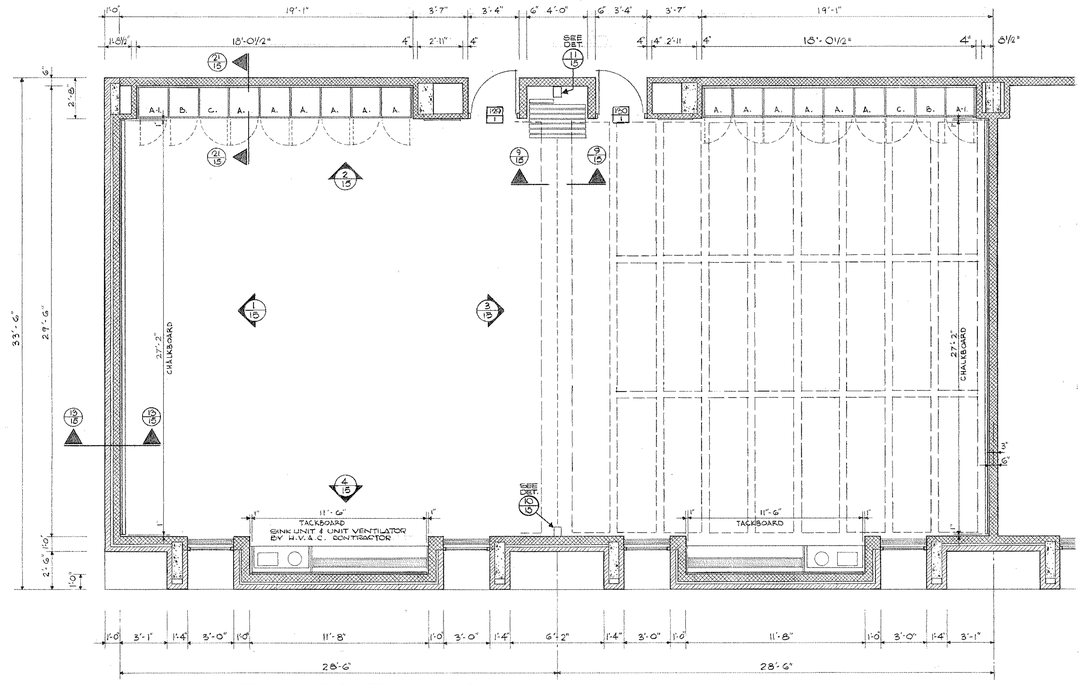

TYPICAL CLASSROOM AND REFLECTED CEILING PLAN
SCALE 1/4" = 1'-0"

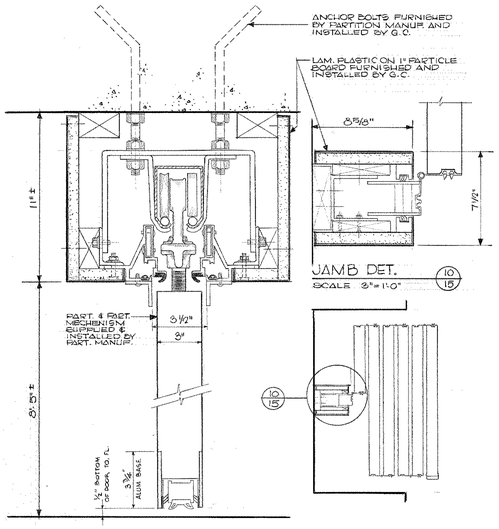

SECTION 9/15
SCALE 3" = 1'-0"

JAMB DET. 10/15
SCALE 3" = 1'-0"

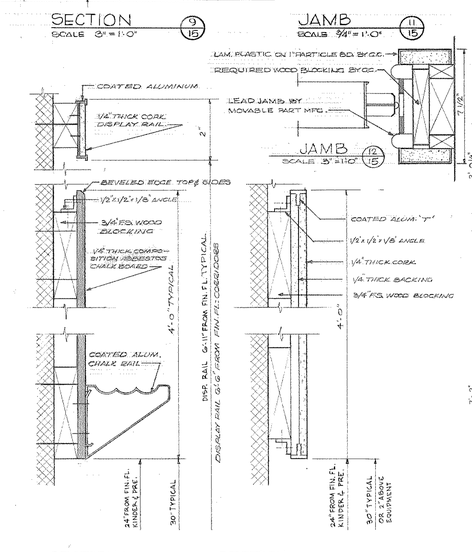

JAMB 11/15
SCALE 3/4" = 1'-0"

SECTION 12/15
1/2 SCALE

SECTION 13/15
1/2 SCALE

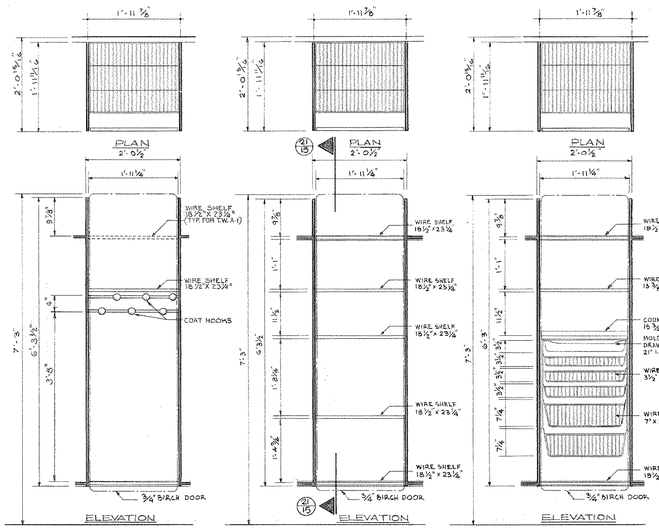

STUDENT WARDROBE A.
TEACHER WARDROBE A-1
SCALE 3/4" = 1'-0"

STORAGE CABINET B.
SCALE 3/4" = 1'-0"

STORAGE CABINET C.
SCALE 3/4" = 1'-0"

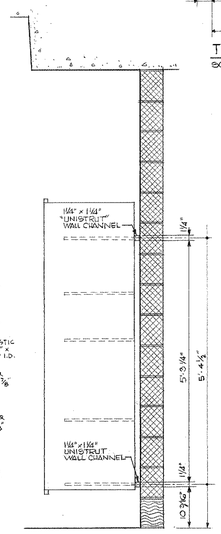

SECTION 21/15
SCALE 3/4" = 1'-0"

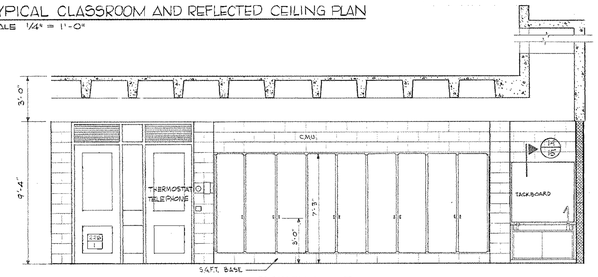

ELEVATION 15/15
SCALE 1/4" = 1'-0"

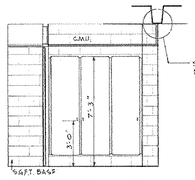

ELEVATION 16/15
SCALE 1/4" = 1'-0"

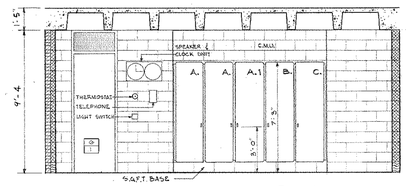

ELEVATION 7/15
SCALE 1/4" = 1'-0"

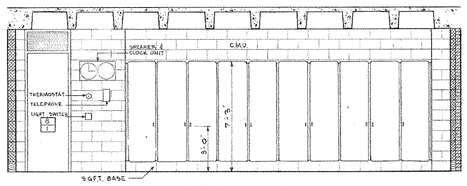

ELEVATION 8/15
SCALE 1/4" = 1'-0"

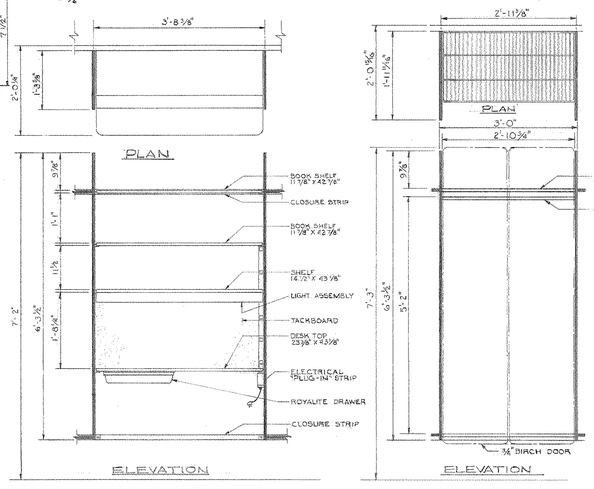

STUDY UNIT E.
SCALE 3/4" = 1'-0"

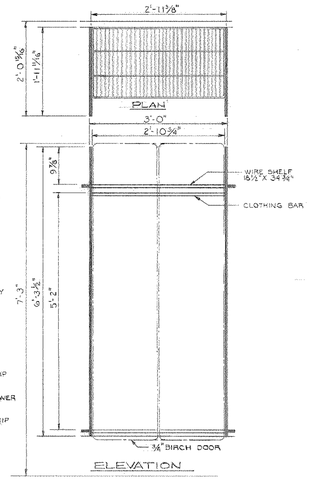

STUDENT WARDROBE 'D'
SCALE 3/4" = 1'-0"

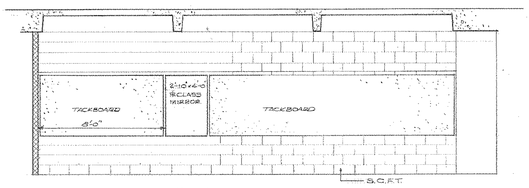

ELEVATION 17/15
SCALE 1/4" = 1'-0"

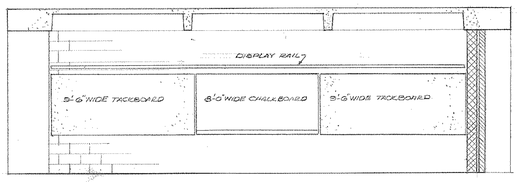

ELEVATION 18/15
SCALE 1/4" = 1'-0"

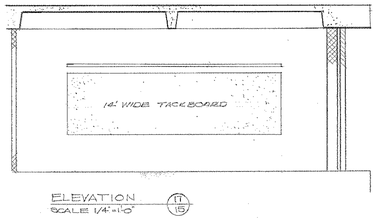

ELEVATION 11/15
SCALE 1/4" = 1'-0"

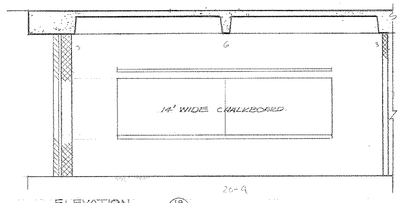

ELEVATION 18/15
SCALE 1/4" = 1'-0"

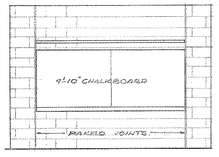

ELEVATION 19/15
SCALE 1/4" = 1'-0"

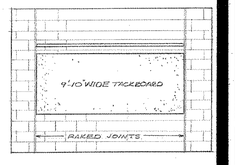

ELEVATION 20/15
SCALE 1/4" = 1'-0"

SEALS

THE GARNER & WHITE ASSOCIATES
ARCHITECTS AND PLANNERS
ARTHUR B. WHITE, A.I.A.
CLIFFORD E. GARNER, A.I.A.
PHILADELPHIA, PENNSYLVANIA
1737 CHESTNUT STREET LOCUST-7-5890
ROBERT D. LYNN, PROJECT ASSOCIATE
KEAST AND HOOD — STRUCTURAL ENGINEERS
JOHN J. HARRY & PRICE — MECHANICAL ENGINEERS
ELECTRICAL ENGINEER

NEW ANDREW HAMILTON PUBLIC SCHOOL

57TH AND SPRUCE STREETS — PHILADELPHIA, PENNSYLVANIA
THE SCHOOL DISTRICT OF PHILADELPHIA — BOARD OF EDUCATION

TYPICAL CLASSROOM PLAN–DETAILS

REVISIONS				
NO	DESCRIPTION	DATE		
	ALL DIMENSIONS AND EXISTING CONDITIONS SHALL BE CHECKED AND VERIFIED BY CONTRACTOR AT THE SITE BEFORE PROCEEDING WITH WORK.			

COMM. NO.	PROJ. NO.	BLDG. NO.
422	F-U	60
DATE	SCALE	TYPE
21 MAY 68		269

DRAWING NO.

A-15

STEEL SHELVING SCHEDULE

ROOM	TYPE	No. OF UNITS	REMARKS
1	2	9	
15	4	1	
21	5	5	
39	2	3	
44	5	4	
44	6	2	
50	5	3	
50	6	2	
54	5	4	
54	6	2	
116	4	1	
137	6	3	
138	4	1	
210	2	7	
210	4	6	
211	4	1	
215	2	3	
215	6	2	
215	3	1	
220	4	3	
220	2	3	
224	4	5	
224	2	2	
225	2	2	
225	4	3	
229	2	7	
229	4	6	
234	1	1	
234	2	4	
234	3	2	
235	1	1	
235	2	5	
235	3	3	

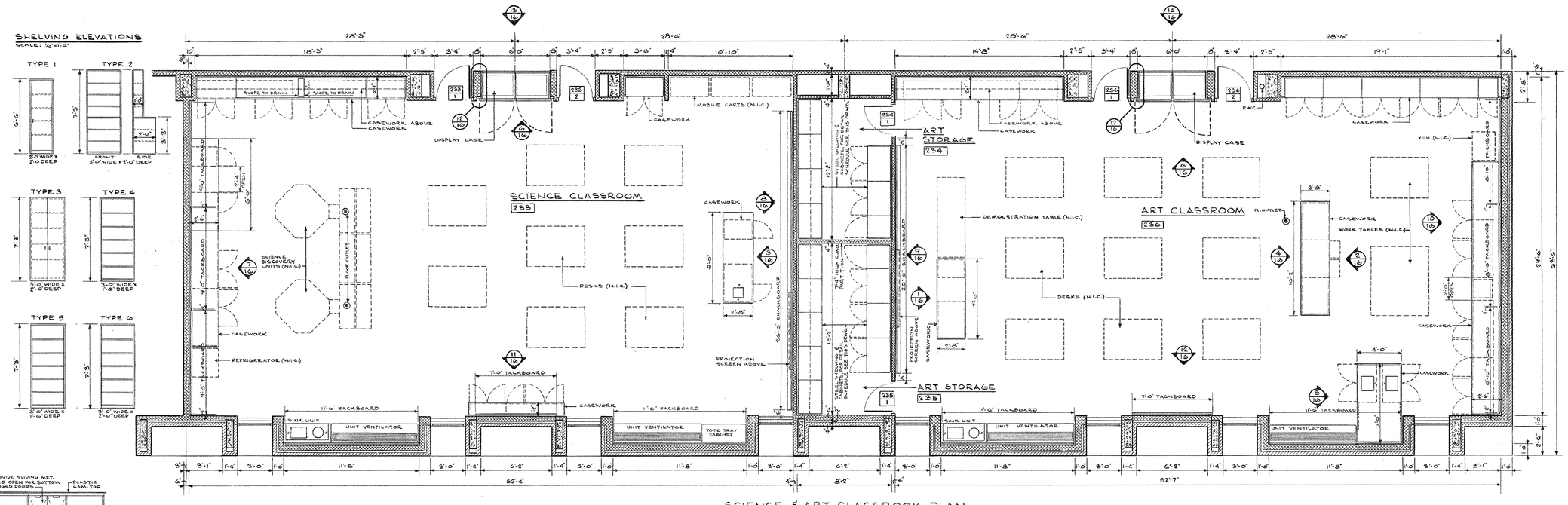

SCIENCE & ART CLASSROOM PLAN
SCALE: 1/8"=1'-0"

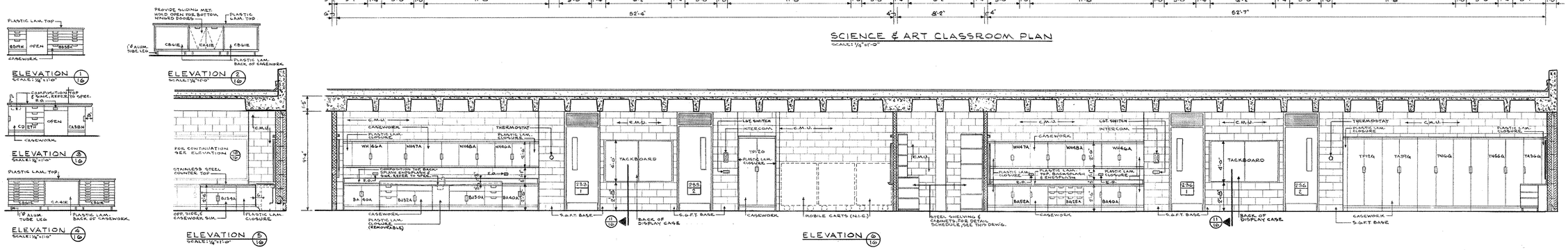

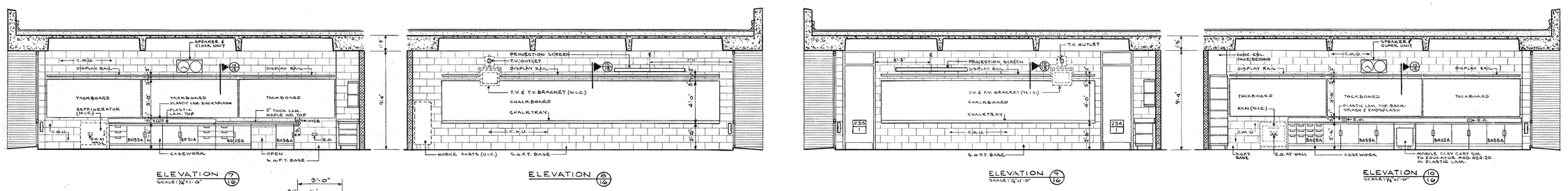

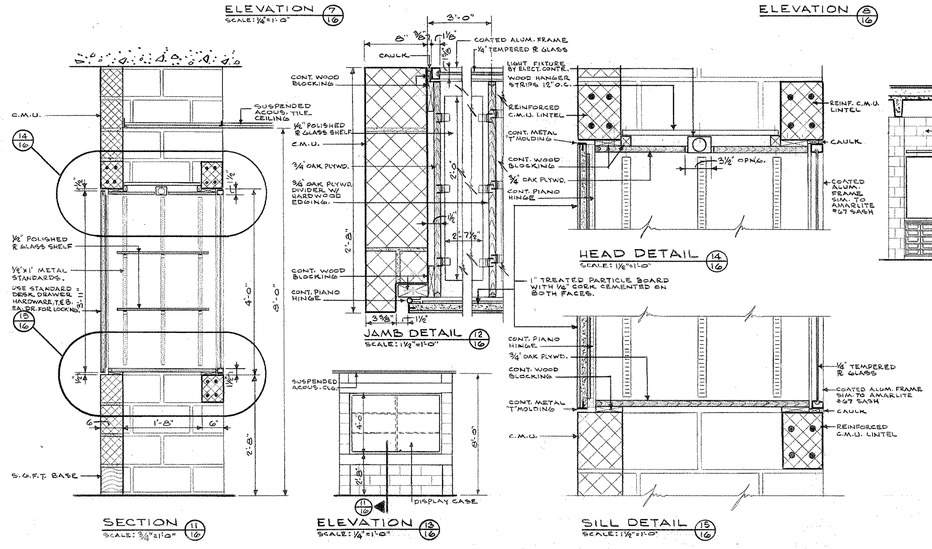

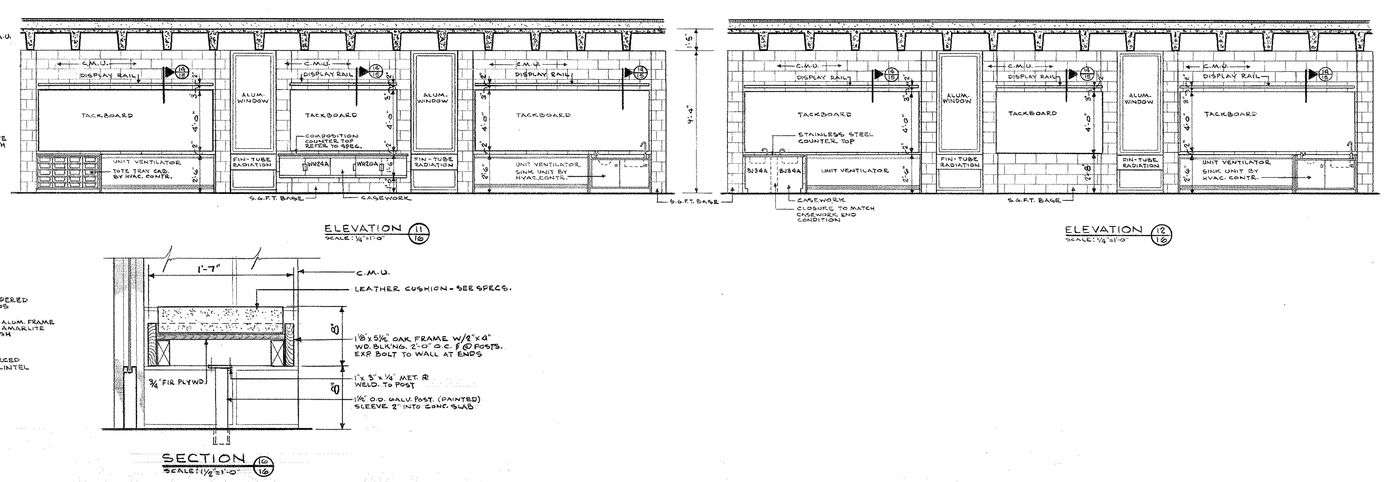

SEALS



THE GARNER & WHITE ASSOCIATES
CLIFFORD E. GARNER, A.I.A. — ARTHUR B. WHITE, A.I.A.
ARCHITECTS AND PLANNERS
1737 CHESTNUT STREET — PHILADELPHIA, PENNSYLVANIA — LOCUST-7-5890
STRUCTURAL ENGINEERS — KEAST AND HOOD — ROBERT D. LYNN, PROJECT ASSOCIATE
MECHANICAL ENGINEERS — HARRY B. PRICE — ELECTRICAL ENGINEER

NEW ANDREW HAMILTON PUBLIC SCHOOL

57TH AND SPRUCE STREETS — PHILADELPHIA, PENNSYLVANIA
THE SCHOOL DISTRICT OF PHILADELPHIA — BOARD OF EDUCATION

ART-SCIENCE PLANS-DETAILS

NO	REVISIONS DESCRIPTION	DATE

COMM. NO.	PROJ. NO.
422	F-U
DATE	BLDG. NO.
21 MAY 68	60
SCALE	TYPE
	289

ALL DIMENSIONS AND EXISTING CONDITIONS SHALL BE CHECKED AND VERIFIED BY CONTRACTORS AT THE SITE BEFORE PROCEEDING WITH WORK.

DRAWING NO.

A-16

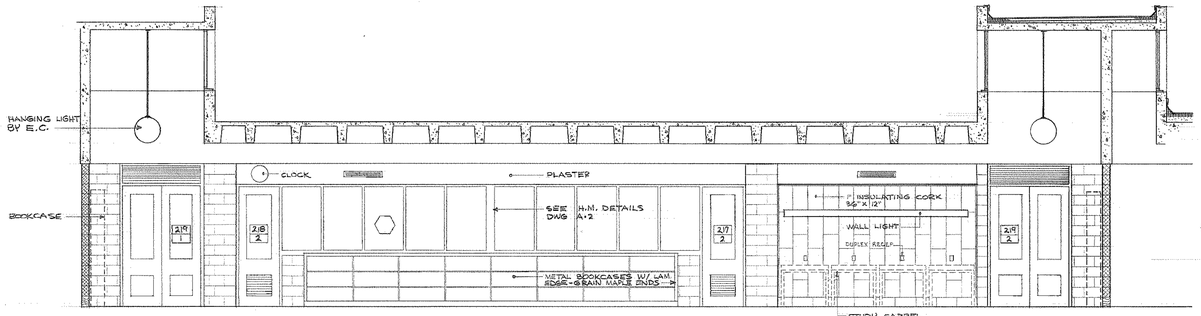

ELEVATION 1/17
SCALE 1/2" = 1'-0"

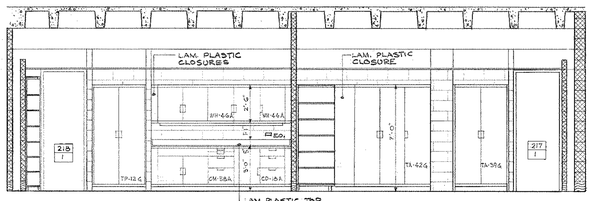

ELEVATION 2/17
SCALE 1/2"

ELEVATION 3/17
SCALE 1/2" = 1'-0"

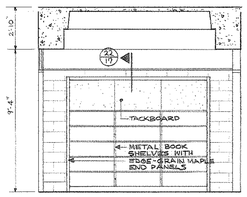

ELEVATION 4/17
SCALE 1/2" = 1'-0"

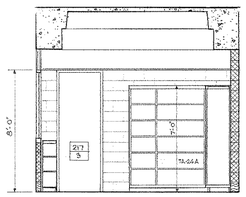

ELEVATION 5/17
SCALE 1/2" = 1'-0"

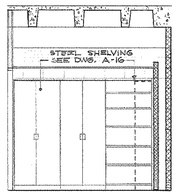

ELEVATION 6/17
SCALE 1/4" = 1'-0"

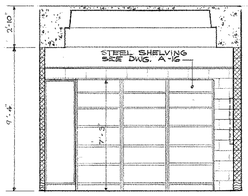

ELEVATION 7/17
SCALE 1/4" = 1'-0"

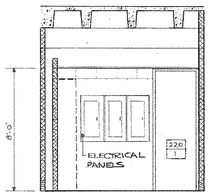

ELEVATION 8/17
SCALE 1/4" = 1'-0"

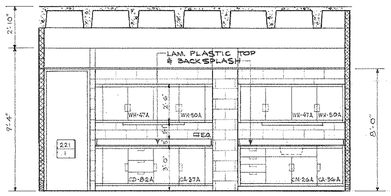

ELEVATION 9/17
SCALE 1/4" = 1'-0"

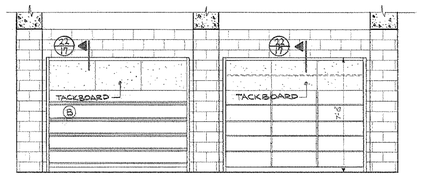

ELEVATION 10/17
SCALE 1/4" = 1'-0"

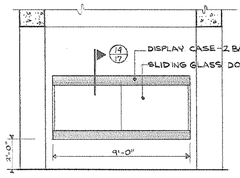

ELEVATION 11/17
1/4" = 1'-0"

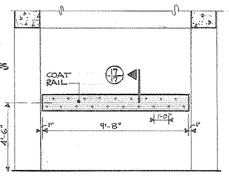

ELEVATION 12/17
1/4" = 1'-0"

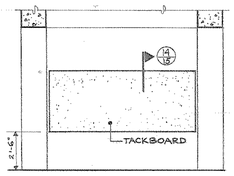

ELEVATION 13/17
1/4" = 1'-0"

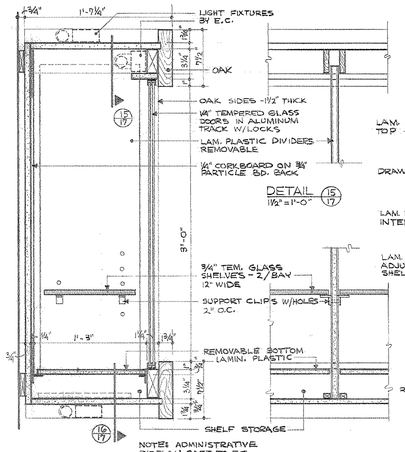

SECTION 14/17
1 1/2" = 1'-0"

NOTE: ADMINISTRATIVE DISPLAY CASE TO BE OAK. L.M.C. UNIT TO BE LAM. EDGE-GRAIN MAPLE

DETAIL 15/17
1 1/2" = 1'-0"

DETAIL 16/17
1 1/2" = 1'-0"

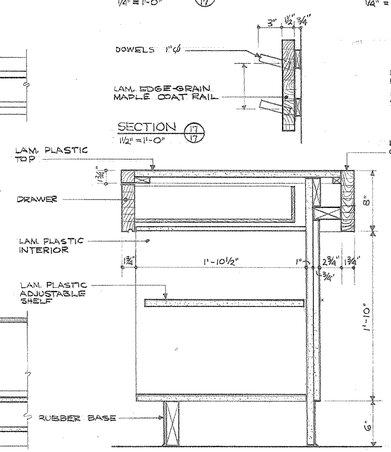

SECTION 17/17
1 1/2" = 1'-0"

SECTION 18/17
1 1/2" = 1'-0"

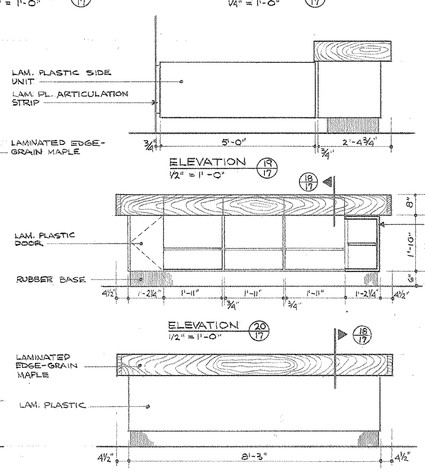

ELEVATION 19/17
1 1/2" = 1'-0"

ELEVATION 20/17
1 1/2" = 1'-0"

ELEVATION 21/17
1 1/2" = 1'-0"

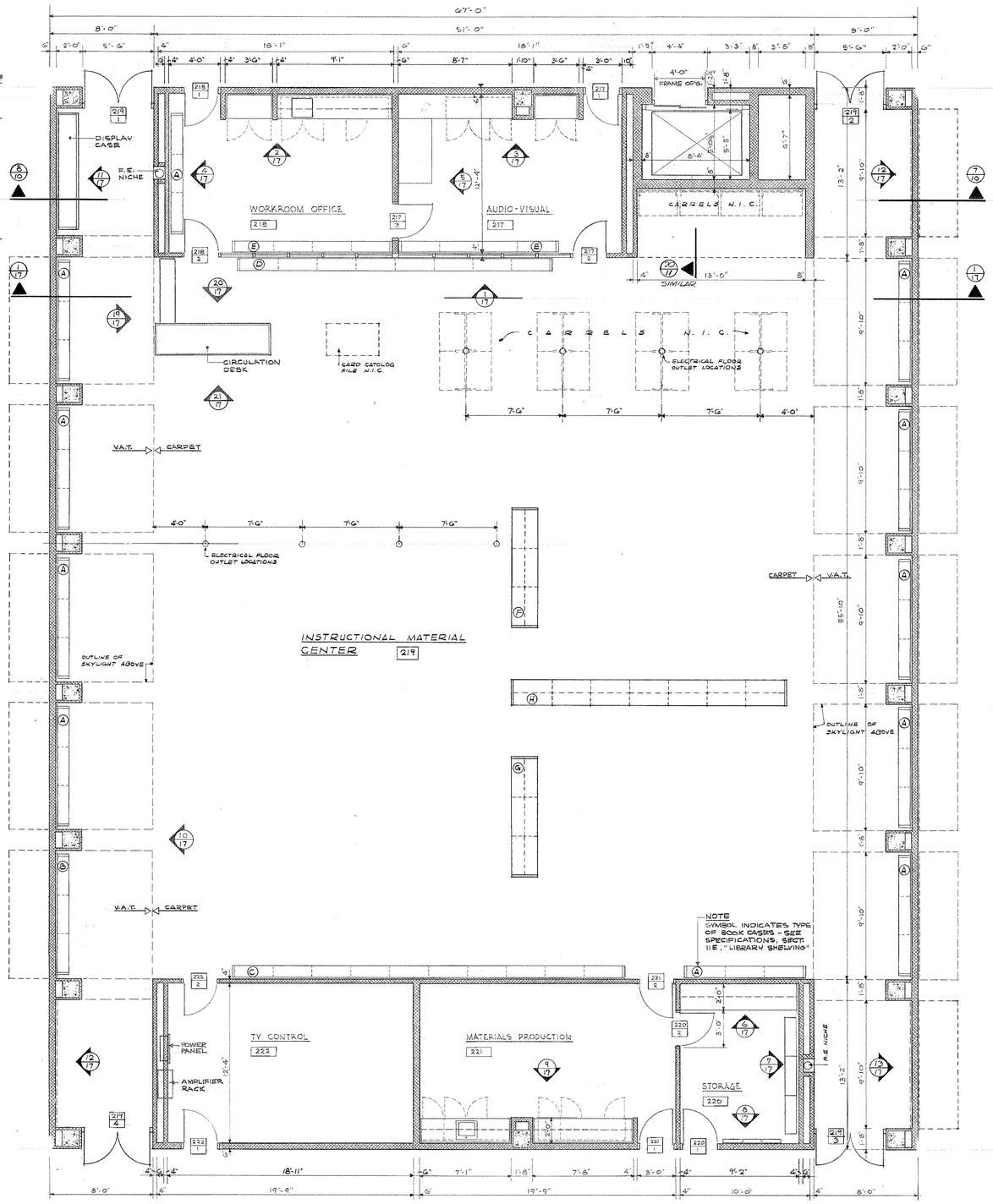

INSTRUCTIONAL MATERIAL CENTER PLAN
SCALE 1/4" = 1'-0"

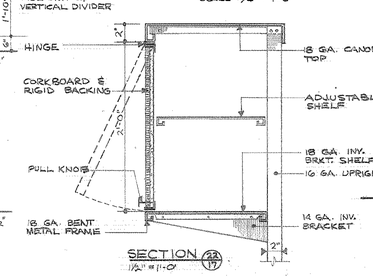

SECTION 22/17
1 1/2" = 1'-0"

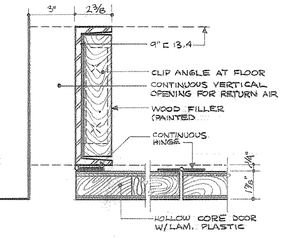

SECTION 23/17 JAMB
3" = 1'-0"

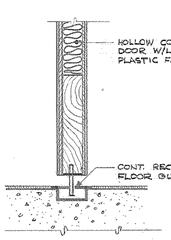

SECTION 24/17 SILL
3" = 1'-0"

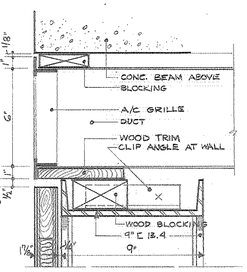

SECTION 25/17 HEAD
3" = 1'-0"

SEALS



THE GARNER & WHITE ASSOCIATES
ARCHITECTS AND PLANNERS
CLIFFORD E. GARNER, A.I.A. — ARTHUR B. WHITE, A.I.A.
1737 CHESTNUT STREET — PHILADELPHIA, PENNSYLVANIA — LOCUST-7-5890
KEAST AND HOOD — STRUCTURAL ENGINEERS
ROBERT D. LYNN, PROJECT ASSOCIATE
ADCOCK AND MATZ — MECHANICAL ENGINEERS
HARRY B. PRICE — ELECTRICAL ENGINEER

NEW ANDREW HAMILTON

57TH AND SPRUCE STREETS
THE SCHOOL DISTRICT OF PHILADELPHIA

PHILADELPHIA, PENNSYLVANIA
BOARD OF EDUCATION

VESTIBULE - LOBBY PLANS DETAILS - WINDOW DETAILS

COMM. NO.	PROJ. NO.
422	F-U
DATE	BLDG. NO.
21 MAY 68	60
SCALE	TYPE
	269

NO	REVISIONS DESCRIPTION	DATE

ALL DIMENSIONS AND EXISTING CONDITIONS SHALL BE CHECKED AND VERIFIED BY CONTRACTOR AT THE SITE BEFORE PROCEEDING WITH WORK.

DRAWING NO.

A-17

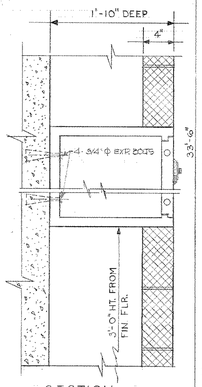

SECTION 3/18
WALL SAFE (MAJOR) MODEL No. C-N-S, 28" HIGH X 18" WIDE X 22" DEEP (OUTSIDE DIMENSIONS).
SCALE 1/2"=1'-0"

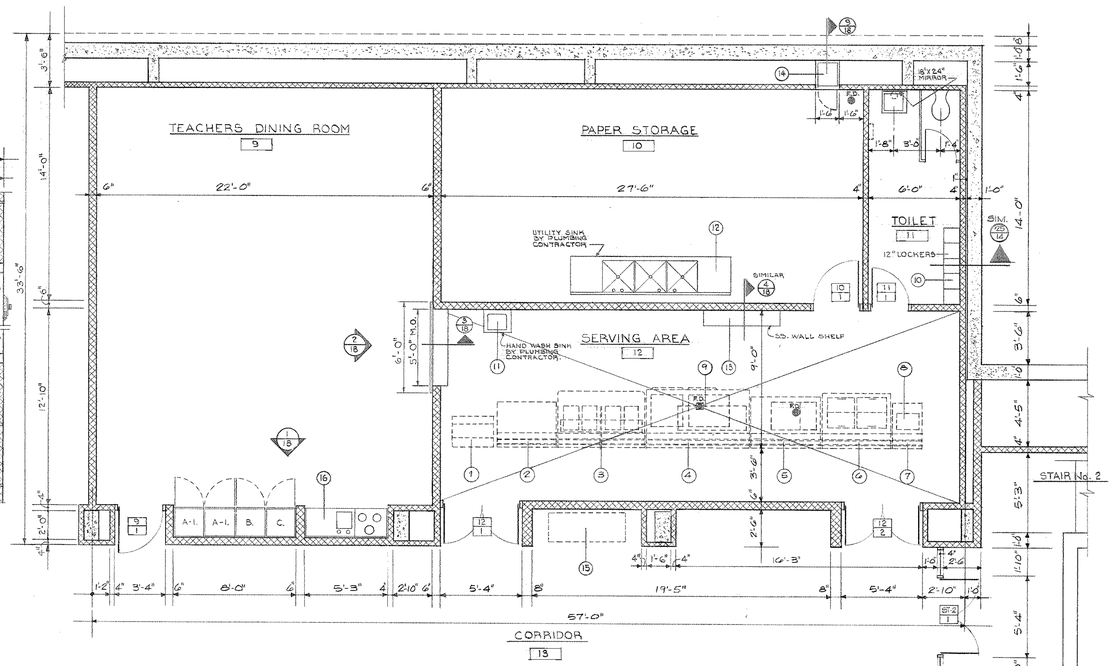

TEACHERS' DINING RM. 9, PAPER STORAGE 10, TOILET 11, & SERVING AREA 12
SCALE 1/4"=1'-0"

NO.	QUANTITY	DESCRIPTION	MODEL NO.	REMARKS	
1	1	SILVER & TRAY CART	V#1005	VOLLRATH *	N.I.C.
2	1	UTILITY STATION	V#1002	VOLLRATH	N.I.C.
3	2	HOT FOOD TABLE	V#1015	VOLLRATH	N.I.C.
4	1	UTILITY STATION WITH REF. BASE	BTBS-20-S	VINCO WITH S.S. TOP	N.I.C.
5	1	MILK CABINET	#EM 1000	SHELLY MFG. CO.	N.I.C.
6	1	ICE CREAM CABINET W/SELF LEV'R		SHELLYMATIC	N.I.C.
7	1	CASHIER'S STAND	V# 1025	VOLLRATH	N.I.C.
8	1	CASH REGISTER	SPECIAL	N. C. R.	N.I.C.
9	1	DISPLAY STAND			N.I.C.
10	5	LOCKERS			G.C.
11	1	HAND SINK			P.C.
12	1	UTILITY SINK W/DBL. DRAIN BOARD	#35CC 2472	PROGRESSIVE METALS	P.C.
13	1	WALL SHELF		SB. W/BRACKETS	G.C.
14	1	WALL SAFE			G.C.
15	1	WASTE PAPER COMPACTOR UNIT			N.I.C.
16	1	KITCHEN UNIT	DWYER	MODEL E 63EB HOOD #1	G.C.

* WITH 24 CUTLERY CYLINDERS #1006

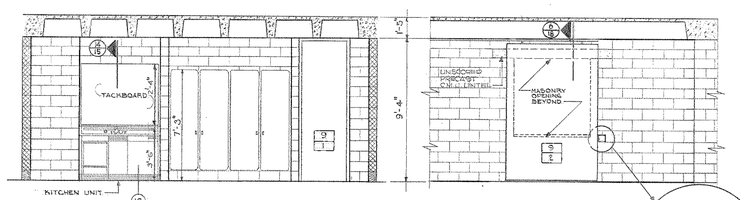

ELEVATION 1/18
SCALE 1/4"=1'-0"

ELEVATION 2/18
SCALE 1/4"=1'-0"

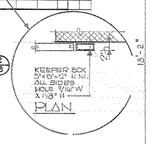

PLAN

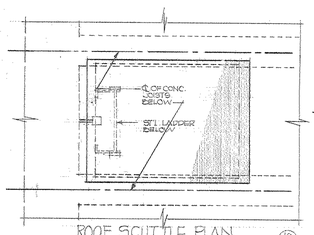

ROOF SCUTTLE PLAN 10/18
SCALE 3/4"=1'-0"

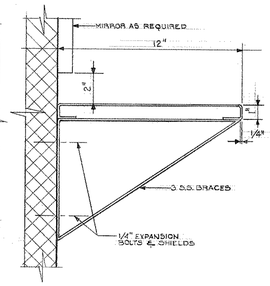

SECTION 4/18
SCALE 3/4"=1'-0"

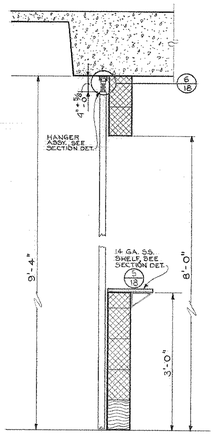

SECTION 3/18
SCALE 3/4"=1'-0"

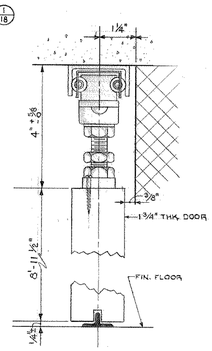

SECTION-DETAIL 6/18
HANGER ASSEMBLY "GRANT" No. 3300, (ALUMINUM).
SCALE 6"=1'-0"

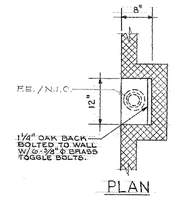

PLAN

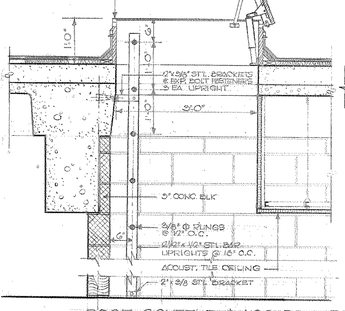

ROOF SCUTTLE & ACCESS LADDER 11/18
SCALE 3/4"=1'-0"

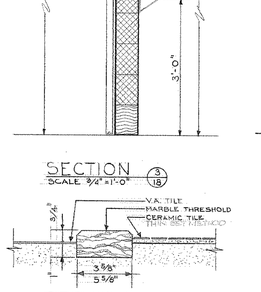

SECTION 5/18
SCALE 3/4"=1'-0"

SECTION 7/18
SCALE 3/4"=1'-0"

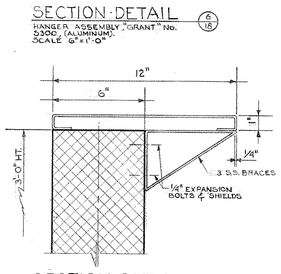

SECTION-DETAIL 5/18
14 GA. STAINLESS STEEL SHELF.
SCALE 3"=1'-0"

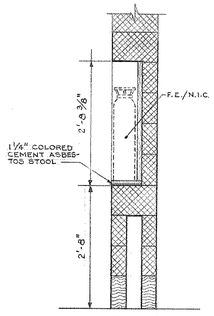

SECTION
TYPICAL FIRE EXTINGUISHER NICHE
SCALE 3/4"=1'-0"

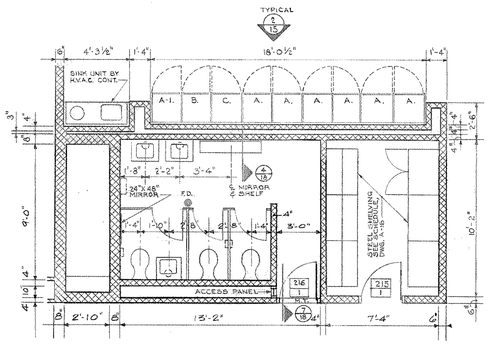

GIRLS' T. RM. 216 & ART STOR. 215
SCALE 1/4"=1'-0"

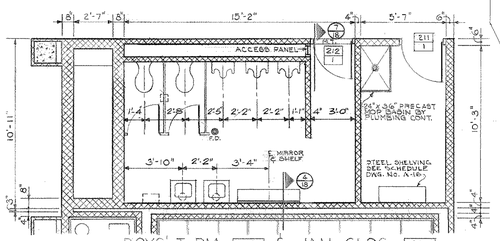

BOYS' T. RM. 212 & JAN. CLOS. 211
SCALE 1/4"=1'-0"

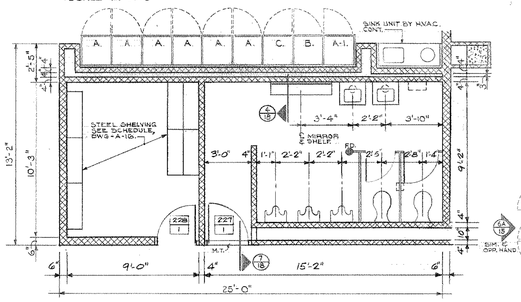

STORAGE RM. 228 & BOYS' T. RM. 227
SCALE 1/4"=1'-0"

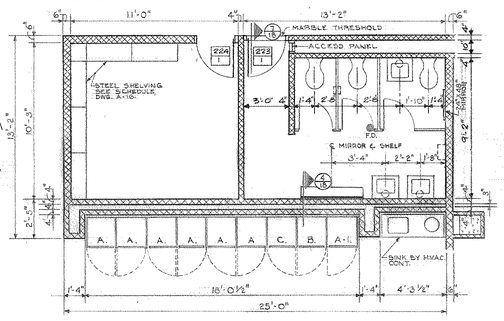

STORAGE RM. 224 & GIRLS' T. RM. 223
SCALE 1/4"=1'-0"

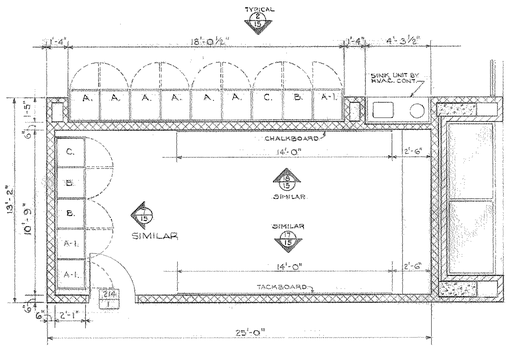

TEAM PLANNING 214
TEAM PLANNING 225 (SIM., OPP. HAND)
SCALE 1/4"=1'-0"

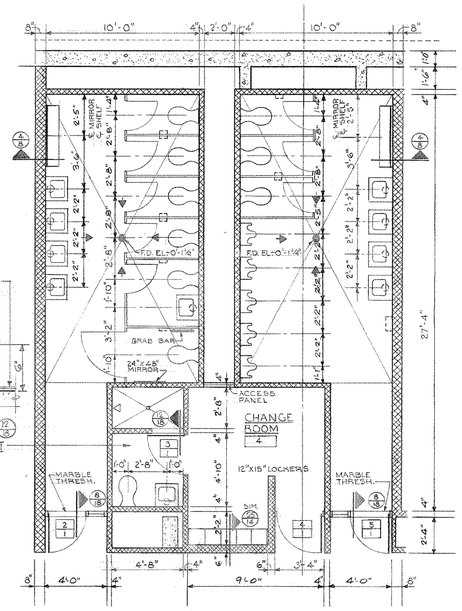

GIRLS' T. RM. 2 & BOYS' T. RM. 5
SCALE 1/4"=1'-0"

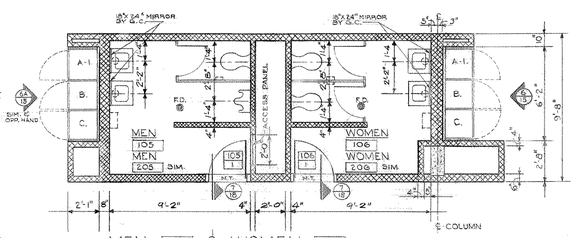

MEN 105 & WOMEN 106
MEN 205 & WOMEN 206
SCALE 1/4"=1'-0"

NOTE:
SOAP DISPENSERS, TOWEL DISPENSERS, AND PAPER HOLDERS NOT IN CONTRACT. INSTALLED BY PLUMBING CONTRACTOR. CHECK WITH ARCHITECT FOR MOUNTING HEIGHT OF ALL FIXTURES.

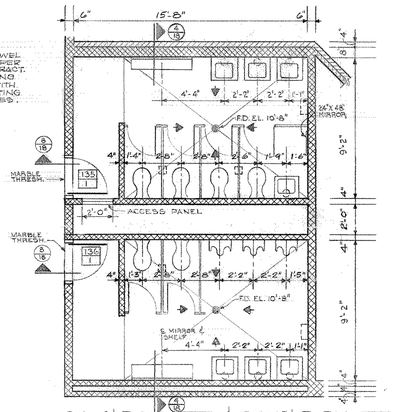

GIRLS' T. RM. 135 & BOYS' T. RM. 136
SCALE 1/4"=1'-0"

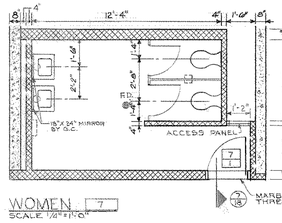

WOMEN 7
SCALE 1/4"=1'-0"

SEALS

THE GARNER & WHITE ASSOCIATES
ARCHITECTS AND PLANNERS
CLIFFORD E. GARNER A.I.A. ARTHUR B. WHITE, A.I.A.
1737 CHESTNUT STREET PHILADELPHIA, PENNSYLVANIA LOCUST-7-5890
ROBERT D. LYNN, PROJECT ASSOCIATE
KEAST AND HOOD, STRUCTURAL ENGINEERS
ADCOCK AND MATZ, MECHANICAL ENGINEERS
HARRY B. PRICE, ELECTRICAL ENGINEER

NEW ANDREW HAMILTON PUBLIC SCHOOL
57TH AND SPRUCE STREETS
THE SCHOOL DISTRICT OF PHILADELPHIA
PHILADELPHIA, PENNSYLVANIA
BOARD OF EDUCATION

SERVING AREA - TOILET ROOM PLANS-DETAILS

REVISIONS					
NO	DESCRIPTION	DATE			

COMM. NO. 422	PROJ. NO. F-13	BLDG. NO. 60	TYPE 269
DATE 21 MAY 68		SCALE	

ALL DIMENSIONS AND EXISTING CONDITIONS SHALL BE CHECKED BY CONTRACTOR AT THE SITE BEFORE PROCEEDING WITH WORK.

DRAWING NO.
A-18

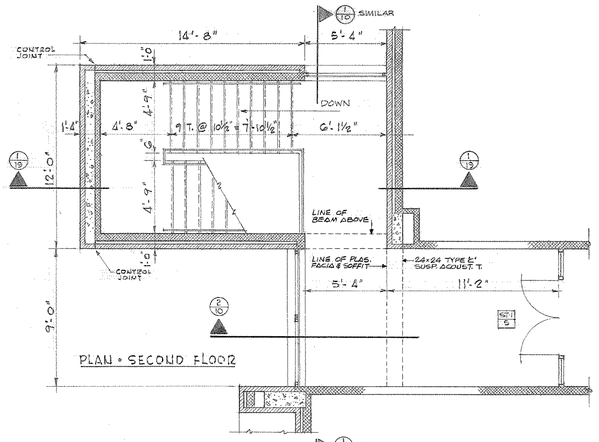

PLAN • SECOND FLOOR

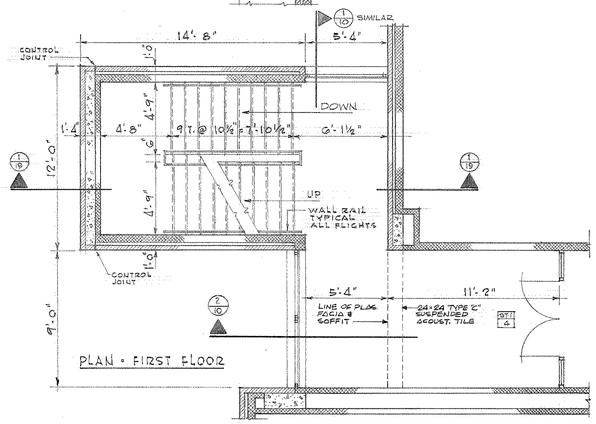

PLAN • FIRST FLOOR

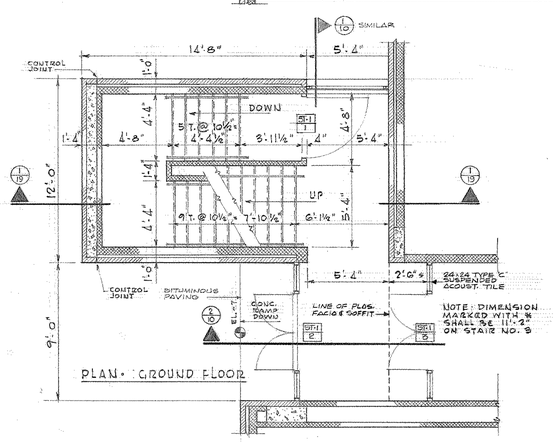

PLAN • GROUND FLOOR

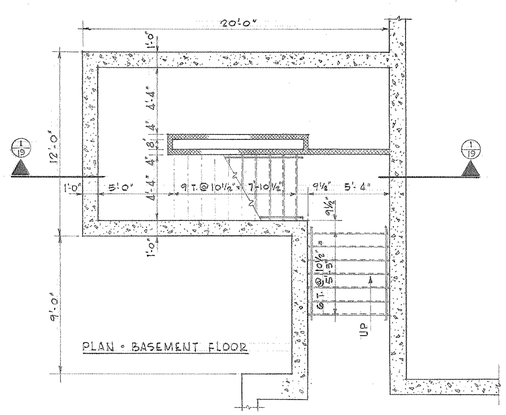

PLAN • BASEMENT FLOOR

STAIR NO. 1 AS SHOWN
STAIR NO. 3 OPPOSITE HAND

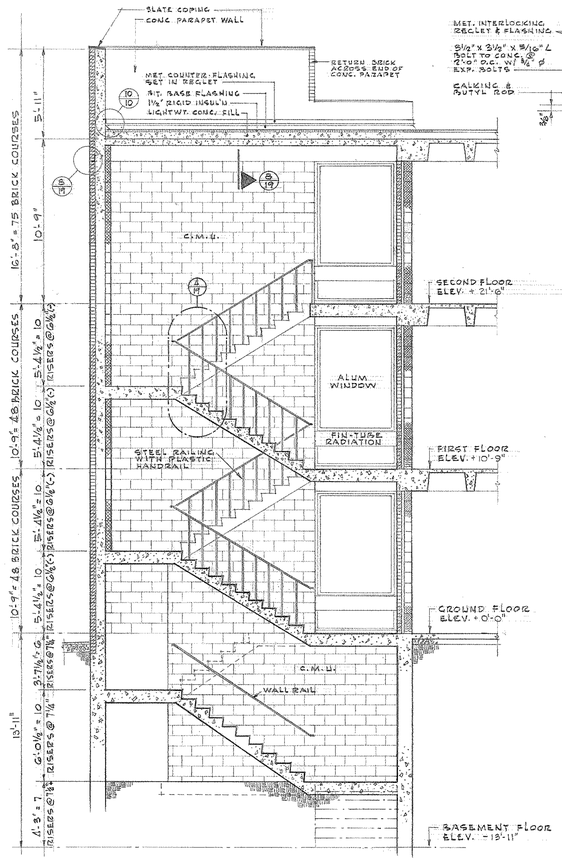

SECTION 1/19 STAIR NO. 1

STAIR NO. 3 SAME BUT OPPOSITE HAND - STAIRS NO. 2 & 4 SIMILAR BUT OMIT PORTION FROM BASEMENT FLOOR TO GROUND FLOOR

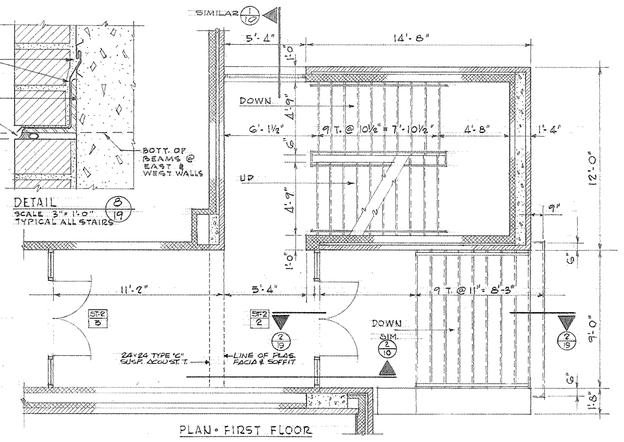

PLAN • FIRST FLOOR

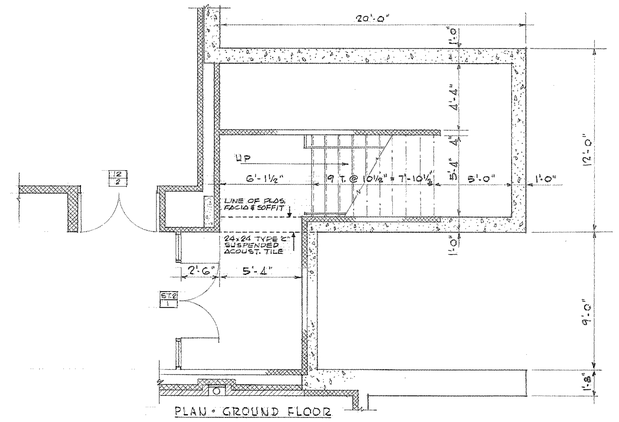

PLAN • GROUND FLOOR

STAIR NO. 2

SECOND FLOOR PLAN SAME AS STAIR NO. 3

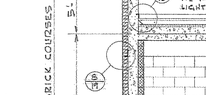

CONTROL JT. IN BRICK 9/19
SCALE 3" = 1'-0"

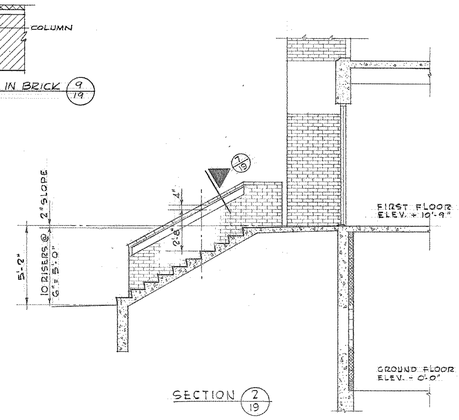

SECTION 2/19

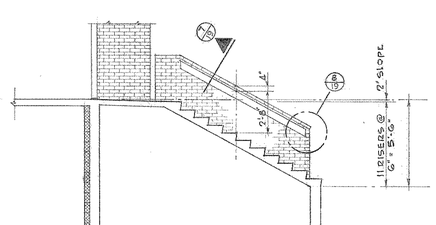

SECTION 3/19

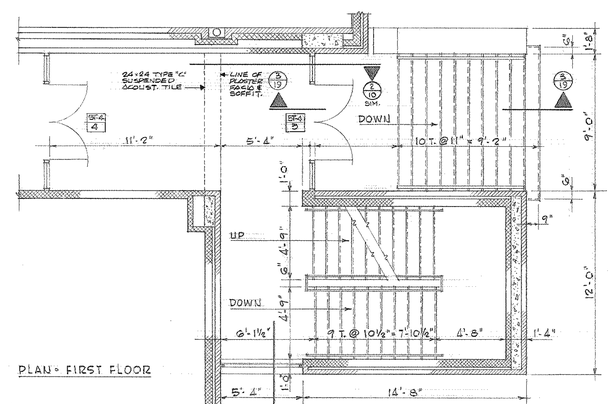

PLAN • FIRST FLOOR

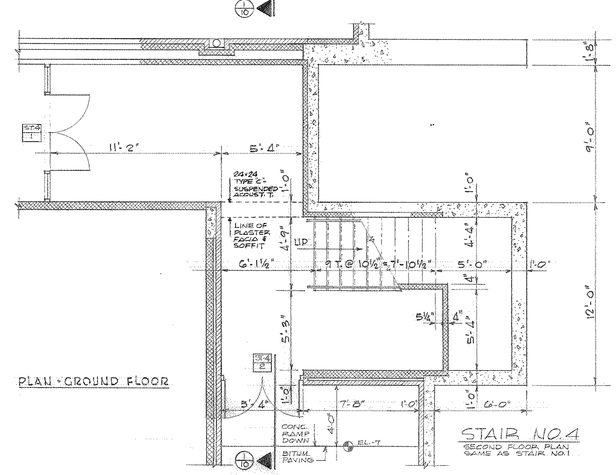

PLAN • GROUND FLOOR

STAIR NO. 4

SECOND FLOOR PLAN SAME AS STAIR NO. 1

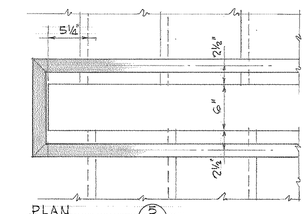

PLAN 5/19
SCALE 1½" = 1'-0"

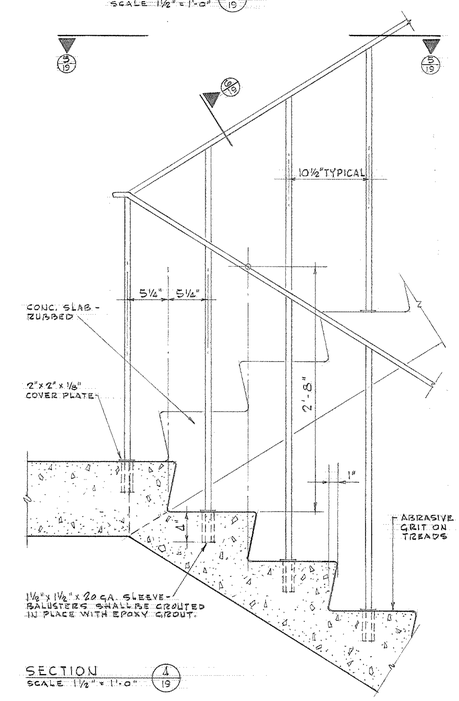

SECTION 4/19
SCALE 1½" = 1'-0"

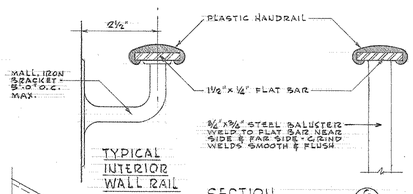

TYPICAL INTERIOR WALL RAIL

SECTION 6/19
SCALE - HALF FULL SIZE

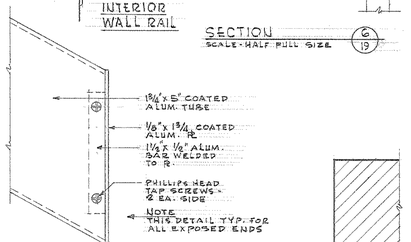

SECTION 8/19
SCALE - HALF FULL SIZE

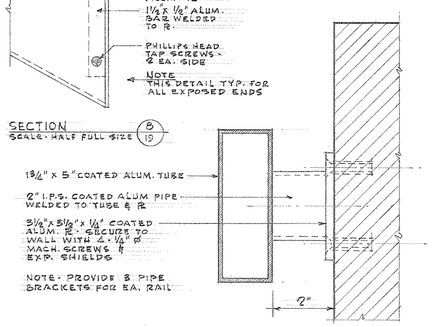

SECTION 7/19
SCALE - HALF FULL SIZE

SEALS

THE GARNER & WHITE ASSOCIATES
ARCHITECTS AND PLANNERS
CLIFFORD E. GARNER, A.I.A. ARTHUR B. WHITE, A.I.A.
1737 CHESTNUT STREET PHILADELPHIA, PENNSYLVANIA LOCUST-7-5890
KEAST AND HOOD STRUCTURAL ENGINEERS ROBERT D. LYNN, PROJECT ASSOCIATE
ADCOCK AND MATZ MECHANICAL ENGINEERS HARRY B. PRICE ELECTRICAL ENGINEER

NEW ANDREW HAMILTON PUBLIC SCHOOL
57TH AND SPRUCE STREETS PHILADELPHIA, PENNSYLVANIA
THE SCHOOL DISTRICT OF PHILADELPHIA BOARD OF EDUCATION

STAIR PLANS - DETAILS

COMM. NO.	PROJ. NO.
422	F-U
DATE	BLDG. NO.
21 MAY 68	60
SCALE	TYPE
	269

NO	DESCRIPTION	DATE
REVISIONS		

ALL DIMENSIONS AND EXISTING CONDITIONS SHALL BE VERIFIED BY CONTRACTOR AT THE SITE BEFORE PROCEEDING WITH WORK.

DRAWING NO.
A-19