

CERTIFICATE OF ANALYSIS

Client: Synertech Inc.  
228 Moore Street  
Philadelphia PA 19148

Report Date: 10/7/2019  
Report No.: 601245 - TEM AHERA  
Project: Ben Franklin HS  
Project No.: 010-4507

Client: SYN177

TEM AIR SAMPLE ANALYSIS SUMMARY

Lab No.: 6891846  
Client No.: JRM-1007-01

Volume: 1800.0 L  
Location: NW Containment  
Date Sampled: 10/7/19

Density (s/mm<sup>2</sup>): <19.2  
Concentration (s/cc): <0.0041  
Asbestos Type(s): None Detected

Lab No.: 6891847  
Client No.: JRM-1007-02

Volume: 1800.0 L  
Location: SW Containment  
Date Sampled: 10/7/19

Density (s/mm<sup>2</sup>): <19.2  
Concentration (s/cc): <0.0041  
Asbestos Type(s): None Detected

Lab No.: 6891848  
Client No.: JRM-1007-03

Volume: 1800.0 L  
Location: Containment Near Decon And Bagout  
Date Sampled: 10/7/19

Density (s/mm<sup>2</sup>): <19.2  
Concentration (s/cc): <0.0041  
Asbestos Type(s): None Detected

Lab No.: 6891849  
Client No.: JRM-1007-04

Volume: 1800.0 L  
Location: South Containment  
Date Sampled: 10/7/19

Density (s/mm<sup>2</sup>): <19.2  
Concentration (s/cc): <0.0041  
Asbestos Type(s): None Detected

Lab No.: 6891850  
Client No.: JRM-1007-05

Volume: 1800.0 L  
Location: Containment Bottom Of Ramp  
Date Sampled: 10/7/19

Density (s/mm<sup>2</sup>): <19.2  
Concentration (s/cc): <0.0041  
Asbestos Type(s): None Detected

Lab No.: 6891851  
Client No.: JRM-1007-06

Volume: 1800.0 L  
Location: 1st Floor At Decon Entrance  
Date Sampled: 10/7/19

Density (s/mm<sup>2</sup>): <19.2  
Concentration (s/cc): <0.0041  
Asbestos Type(s): None Detected

Lab No.: 6891852  
Client No.: JRM-1007-07

Volume: 1800.0 L  
Location: Caf By Kitchen Entrance  
Date Sampled: 10/7/19

Density (s/mm<sup>2</sup>): <19.2  
Concentration (s/cc): <0.0041  
Asbestos Type(s): None Detected

Lab No.: 6891853  
Client No.: JRM-1007-08

Volume: 1800.0 L  
Location: South Hall Decon Entrance  
Date Sampled: 10/7/19

Density (s/mm<sup>2</sup>): <19.2  
Concentration (s/cc): <0.0041  
Asbestos Type(s): None Detected

Please refer to the Appendix of this report for further information regarding your analysis.

Date Received: 10/7/2019  
Date Analyzed: 10/07/2019  
Signature:   
Analyst: Jhoon Jeon

Approved By:   
Frank E. Ehrenfeld, III  
Laboratory Director

---

CERTIFICATE OF ANALYSIS

---

Client: Synertech Inc.  
228 Moore Street  
Philadelphia PA 19148

Report Date: 10/7/2019  
Report No.: 601245 - TEM AHERA  
Project: Ben Franklin HS  
Project No.: 010-4507

Client: SYN177

---

TEM AIR SAMPLE ANALYSIS SUMMARY

---

Lab No.: 6891854  
Client No.: JRM-1007-09

Volume: 1800.0 L  
Location: Balcony In South Hall Opp. Gym  
Date Sampled: 10/7/19

Density (s/mm<sup>2</sup>): <19.2  
Concentration (s/cc): <0.0041  
Asbestos Type(s): None Detected

Lab No.: 6891855  
Client No.: JRM-1007-10

Volume: 1800.0 L  
Location: West End By Containment Extension  
Date Sampled: 10/7/19


Density (s/mm<sup>2</sup>): <19.2  
Concentration (s/cc): <0.0041  
Asbestos Type(s): None Detected


Note: Phila. Regulations Clearance Criteria is 0.00554 s/cc based on 5 samples.  
Geometric Mean = 0.0041 Structures/cc

---

Please refer to the Appendix of this report for further information regarding your analysis.

---

Date Received: 10/7/2019  
Date Analyzed: 10/07/2019  
Signature:   
Analyst: Jhoon Jeon

Approved By:   
Frank E. Ehrenfeld, III  
Laboratory Director

---

CERTIFICATE OF ANALYSIS

---

Client: Synertech Inc.  
228 Moore Street  
Philadelphia PA 19148

Client: SYN177

Report Date: 10/7/2019  
Report No.: 601245 - TEM AHERA  
Project: Ben Franklin HS  
Project No.: 010-4507

## Appendix to Analytical Report:

**Customer Contact:** John Fiorelli  
**Method:** 40 CFR 763 Final Rule

This appendix seeks to promote greater understanding of any observations, exceptions, special instructions, or circumstances that the laboratory needs to communicate to the client concerning the above samples. The information below is used to help promote your ability to make the most informed decisions for you and your customers. Please note the following points of contact for any questions you may have.

**iATL Customer Service:** customerservice@iatl.com  
**iATL Office Manager:** wchampion@iatl.com  
**iATL Account Representative:** Shirley Clark  
**Sample Matrix:** Air Cassettes

### General Terms, Warrants, Limits, Qualifiers:

General information about iATL capabilities and client/laboratory relationships and responsibilities are spelled out in iATL policies that are listed at [www.iATL.com](http://www.iATL.com) and in our Quality Assurance Manual per ISO 17025 standard requirements. The information therein is a representation of iATL definitions and policies for turnaround times, sample submittal, collection media, blank definitions, quantification issues and limit of detection, analytical methods and procedures, sub-contracting policies, results reporting options, fees, terms, and discounts, confidentiality, sample archival and disposal, and data interpretation.

iATL warrants the test results to be of a precision normal for the type and methodology employed for each sample submitted. iATL disclaims any other warrants, expressed or implied, including warranty of fitness for a particular purpose and warranty of merchantability. iATL accepts no legal responsibility for the purpose for which the client uses test results. Any analytical work performed must be governed by our Standard Terms and Conditions. Prices, methods and detection limits may be changed without notification. Please contact your Customer Service Representative for the most current information.

This confidential report relates only to those item(s) tested and does not represent an endorsement by NIST-NVLAP, AIHA LAP LLC, or any agency of local, state or province governments nor of any agency of the U.S. government.

This report shall not be reproduced except in full, without written approval of the laboratory.

### Information Pertinent to this Report:

Analysis by 40 CFR 763 Final Rule

#### Certifications:

- NIST-NVLAP No. 101165-0
- NYSDOH-ELAP No. 11021

All results are based on the samples as received at the lab. iATL assumes that appropriate sampling methods have been used and that the data upon which these results are based have been accurately supplied by the client.

Detection Limit (Reporting Limit) is dependent upon the volume of air sampled. AHERA guidelines recommend a minimum of 1200 L (0.0049 s/cc).

### Disclaimers / Qualifiers:

There may be some samples in this project that have a "NOTE:" associated with a sample result. We use added disclaimers or qualifiers to inform the client about something that requires further explanation.

CERTIFICATE OF ANALYSIS

Client: Synertech Inc.  
228 Moore Street  
Philadelphia PA 19148

Report Date: 10/7/2019  
Report No.: 601245 - TEM AHERA  
Project: Ben Franklin HS  
Project No.: 010-4507

Client: SYN177

TEM AIR SAMPLE ANALYSIS DETAILS

Lab No.: 6891846  
Client No.: JRM-1007-01  
  
Grid Openings: 4  
Opening Area (mm<sup>2</sup>): 0.013  
Area Analyzed (mm<sup>2</sup>): 0.0520  
Sensitivity (s/mm<sup>2</sup>): 19.2  
Detection Limit (s/cc): 0.0041

Volume (L): 1800.0 L  
Date Sampled: 10/7/19  
Location: NW Containment  
Asbestos Structures: None Detected  
  
Structures 0.5 µm to <5.0 µm: None Detected  
Structures ≥ 5.0 µm: None Detected  
Structure Density (s/mm<sup>2</sup>): <19.2  
Structure Concentration (s/cc): <0.0041  
Asbestos Type(s): None Detected

Filter Type: MCE  
Filter Size (mm<sup>2</sup>): 385  
Pore Size (µm): 0.45  
Non-Asbestos Structures: None Detected  
  
Structure Density (s/mm<sup>2</sup>): <19.2  
Structure Concentration (s/cc): <0.0041  
Non-Asbestos Type(s): None Detected

Micrograph Number:  
EDXA Spectrum ID:

Lab No.: 6891847  
Client No.: JRM-1007-02  
  
Grid Openings: 4  
Opening Area (mm<sup>2</sup>): 0.013  
Area Analyzed (mm<sup>2</sup>): 0.0520  
Sensitivity (s/mm<sup>2</sup>): 19.2  
Detection Limit (s/cc): 0.0041

Volume (L): 1800.0 L  
Date Sampled: 10/7/19  
Location: SW Containment  
Asbestos Structures: None Detected  
  
Structures 0.5 µm to <5.0 µm: None Detected  
Structures ≥ 5.0 µm: None Detected  
Structure Density (s/mm<sup>2</sup>): <19.2  
Structure Concentration (s/cc): <0.0041  
Asbestos Type(s): None Detected

Filter Type: MCE  
Filter Size (mm<sup>2</sup>): 385  
Pore Size (µm): 0.45  
Non-Asbestos Structures: None Detected  
  
Structure Density (s/mm<sup>2</sup>): <19.2  
Structure Concentration (s/cc): <0.0041  
Non-Asbestos Type(s): None Detected

Micrograph Number:  
EDXA Spectrum ID:


Lab No.: 6891848  
Client No.: JRM-1007-03  
  
Grid Openings: 4  
Opening Area (mm<sup>2</sup>): 0.013  
Area Analyzed (mm<sup>2</sup>): 0.0520  
Sensitivity (s/mm<sup>2</sup>): 19.2  
Detection Limit (s/cc): 0.0041


Volume (L): 1800.0 L  
Date Sampled: 10/7/19  
Location: Containment Near Decon And Bagout  
Asbestos Structures: None Detected  
  
Structures 0.5 µm to <5.0 µm: None Detected  
Structures ≥ 5.0 µm: None Detected  
Structure Density (s/mm<sup>2</sup>): <19.2  
Structure Concentration (s/cc): <0.0041  
Asbestos Type(s): None Detected

Filter Type: MCE  
Filter Size (mm<sup>2</sup>): 385  
Pore Size (µm): 0.45  
Non-Asbestos Structures: None Detected  
  
Structure Density (s/mm<sup>2</sup>): <19.2  
Structure Concentration (s/cc): <0.0041  
Non-Asbestos Type(s): None Detected

Micrograph Number:  
EDXA Spectrum ID:

Please refer to the Appendix of this report for further information regarding your analysis.

Date Received: 10/7/2019  
Date Analyzed: 10/07/2019  
Signature:   
Analyst: Jhoon Jeon

Approved By:   
Frank E. Ehrenfeld, III  
Laboratory Director

CERTIFICATE OF ANALYSIS

Client: Synertech Inc.  
228 Moore Street  
Philadelphia PA 19148

Report Date: 10/7/2019  
Report No.: 601245 - TEM AHERA  
Project: Ben Franklin HS  
Project No.: 010-4507

Client: SYN177

TEM AIR SAMPLE ANALYSIS DETAILS

Lab No.: 6891849  
Client No.: JRM-1007-04  
  
Grid Openings: 4  
Opening Area (mm<sup>2</sup>): 0.013  
Area Analyzed (mm<sup>2</sup>): 0.0520  
Sensitivity (s/mm<sup>2</sup>): 19.2  
Detection Limit (s/cc): 0.0041

Volume (L): 1800.0 L  
Date Sampled: 10/7/19  
Location: South Containment  
Asbestos Structures: None Detected  
  
Structures 0.5 µm to <5.0 µm: None Detected  
Structures ≥ 5.0 µm: None Detected  
Structure Density (s/mm<sup>2</sup>): <19.2  
Structure Concentration (s/cc): <0.0041  
Asbestos Type(s): None Detected

Filter Type: MCE  
Filter Size (mm<sup>2</sup>): 385  
Pore Size (µm): 0.45  
Non-Asbestos Structures: None Detected  
  
Structure Density (s/mm<sup>2</sup>): <19.2  
Structure Concentration (s/cc): <0.0041  
Non-Asbestos Type(s): None Detected

Micrograph Number:  
EDXA Spectrum ID:

Lab No.: 6891850  
Client No.: JRM-1007-05  
  
Grid Openings: 4  
Opening Area (mm<sup>2</sup>): 0.013  
Area Analyzed (mm<sup>2</sup>): 0.0520  
Sensitivity (s/mm<sup>2</sup>): 19.2  
Detection Limit (s/cc): 0.0041

Volume (L): 1800.0 L  
Date Sampled: 10/7/19  
Location: Containment Bottom Of Ramp  
Asbestos Structures: None Detected  
  
Structures 0.5 µm to <5.0 µm: None Detected  
Structures ≥ 5.0 µm: None Detected  
Structure Density (s/mm<sup>2</sup>): <19.2  
Structure Concentration (s/cc): <0.0041  
Asbestos Type(s): None Detected

Filter Type: MCE  
Filter Size (mm<sup>2</sup>): 385  
Pore Size (µm): 0.45  
Non-Asbestos Structures: None Detected  
  
Structure Density (s/mm<sup>2</sup>): <19.2  
Structure Concentration (s/cc): <0.0041  
Non-Asbestos Type(s): None Detected

Micrograph Number:  
EDXA Spectrum ID:


Lab No.: 6891851  
Client No.: JRM-1007-06  
  
Grid Openings: 4  
Opening Area (mm<sup>2</sup>): 0.013  
Area Analyzed (mm<sup>2</sup>): 0.0520  
Sensitivity (s/mm<sup>2</sup>): 19.2  
Detection Limit (s/cc): 0.0041


Volume (L): 1800.0 L  
Date Sampled: 10/7/19  
Location: 1st Floor At Decon Entrance  
Asbestos Structures: None Detected  
  
Structures 0.5 µm to <5.0 µm: None Detected  
Structures ≥ 5.0 µm: None Detected  
Structure Density (s/mm<sup>2</sup>): <19.2  
Structure Concentration (s/cc): <0.0041  
Asbestos Type(s): None Detected

Filter Type: MCE  
Filter Size (mm<sup>2</sup>): 385  
Pore Size (µm): 0.45  
Non-Asbestos Structures: None Detected  
  
Structure Density (s/mm<sup>2</sup>): <19.2  
Structure Concentration (s/cc): <0.0041  
Non-Asbestos Type(s): None Detected

Micrograph Number:  
EDXA Spectrum ID:

Please refer to the Appendix of this report for further information regarding your analysis.

Date Received: 10/7/2019  
Date Analyzed: 10/07/2019  
Signature:   
Analyst: Jhoon Jeon

Approved By:   
Frank E. Ehrenfeld, III  
Laboratory Director

CERTIFICATE OF ANALYSIS

Client: Synertech Inc.  
228 Moore Street  
Philadelphia PA 19148

Report Date: 10/7/2019  
Report No.: 601245 - TEM AHERA  
Project: Ben Franklin HS  
Project No.: 010-4507

Client: SYN177

TEM AIR SAMPLE ANALYSIS DETAILS

Lab No.: 6891852  
Client No.: JRM-1007-07  
  
Grid Openings: 4  
Opening Area (mm<sup>2</sup>): 0.013  
Area Analyzed (mm<sup>2</sup>): 0.0520  
Sensitivity (s/mm<sup>2</sup>): 19.2  
Detection Limit (s/cc): 0.0041

Volume (L): 1800.0 L  
Date Sampled: 10/7/19  
Location: Caf By Kitchen Entrance  
Asbestos Structures: None Detected  
  
Structures 0.5 µm to <5.0 µm: None Detected  
Structures ≥ 5.0 µm: None Detected  
Structure Density (s/mm<sup>2</sup>): <19.2  
Structure Concentration (s/cc): <0.0041  
Asbestos Type(s): None Detected

Filter Type: MCE  
Filter Size (mm<sup>2</sup>): 385  
Pore Size (µm): 0.45  
Non-Asbestos Structures: None Detected  
  
Structure Density (s/mm<sup>2</sup>): <19.2  
Structure Concentration (s/cc): <0.0041  
Non-Asbestos Type(s): None Detected

Micrograph Number:  
EDXA Spectrum ID:

Lab No.: 6891853  
Client No.: JRM-1007-08  
  
Grid Openings: 4  
Opening Area (mm<sup>2</sup>): 0.013  
Area Analyzed (mm<sup>2</sup>): 0.0520  
Sensitivity (s/mm<sup>2</sup>): 19.2  
Detection Limit (s/cc): 0.0041

Volume (L): 1800.0 L  
Date Sampled: 10/7/19  
Location: South Hall Decon Entrance  
Asbestos Structures: None Detected  
  
Structures 0.5 µm to <5.0 µm: None Detected  
Structures ≥ 5.0 µm: None Detected  
Structure Density (s/mm<sup>2</sup>): <19.2  
Structure Concentration (s/cc): <0.0041  
Asbestos Type(s): None Detected

Filter Type: MCE  
Filter Size (mm<sup>2</sup>): 385  
Pore Size (µm): 0.45  
Non-Asbestos Structures: None Detected  
  
Structure Density (s/mm<sup>2</sup>): <19.2  
Structure Concentration (s/cc): <0.0041  
Non-Asbestos Type(s): None Detected

Micrograph Number:  
EDXA Spectrum ID:


Lab No.: 6891854  
Client No.: JRM-1007-09  
  
Grid Openings: 4  
Opening Area (mm<sup>2</sup>): 0.013  
Area Analyzed (mm<sup>2</sup>): 0.0520  
Sensitivity (s/mm<sup>2</sup>): 19.2  
Detection Limit (s/cc): 0.0041


Volume (L): 1800.0 L  
Date Sampled: 10/7/19  
Location: Balcony In South Hall Opp. Gym  
Asbestos Structures: None Detected  
  
Structures 0.5 µm to <5.0 µm: None Detected  
Structures ≥ 5.0 µm: None Detected  
Structure Density (s/mm<sup>2</sup>): <19.2  
Structure Concentration (s/cc): <0.0041  
Asbestos Type(s): None Detected

Filter Type: MCE  
Filter Size (mm<sup>2</sup>): 385  
Pore Size (µm): 0.45  
Non-Asbestos Structures: None Detected  
  
Structure Density (s/mm<sup>2</sup>): <19.2  
Structure Concentration (s/cc): <0.0041  
Non-Asbestos Type(s): None Detected

Micrograph Number:  
EDXA Spectrum ID:

Please refer to the Appendix of this report for further information regarding your analysis.

Date Received: 10/7/2019  
Date Analyzed: 10/07/2019  
Signature:   
Analyst: Jhoon Jeon

Approved By:   
Frank E. Ehrenfeld, III  
Laboratory Director

CERTIFICATE OF ANALYSIS

Client: Synertech Inc.  
228 Moore Street  
Philadelphia PA 19148

Report Date: 10/7/2019  
Report No.: 601245 - TEM AHERA  
Project: Ben Franklin HS  
Project No.: 010-4507

Client: SYN177

TEM AIR SAMPLE ANALYSIS DETAILS

Lab No.: 6891855  
Client No.: JRM-1007-10

Grid Openings: 4  
Opening Area (mm<sup>2</sup>): 0.013  
Area Analyzed (mm<sup>2</sup>): 0.0520  
Sensitivity (s/mm<sup>2</sup>): 19.2  
Detection Limit (s/cc): 0.0041

Micrograph Number:  
EDXA Spectrum ID:

Note: Phila. Regulations Clearance Criteria is 0.00554 s/cc based on 5 samples.  
Geometric Mean = 0.0041 Structures/cc

Volume (L): 1800.0 L  
Date Sampled: 10/7/19  
Location: West End By Containment Extension

Asbestos Structures: None Detected


Structures 0.5 µm to <5.0 µm: None Detected  
Structures ≥ 5.0 µm: None Detected  
Structure Density (s/mm<sup>2</sup>): <19.2  
Structure Concentration (s/cc): ≤0.0041  
Asbestos Type(s): None Detected


Filter Type: MCE  
Filter Size (mm<sup>2</sup>): 385  
Pore Size (µm): 0.45

Non-Asbestos Structures: None Detected

Structure Density (s/mm<sup>2</sup>): <19.2  
Structure Concentration (s/cc): <0.0041  
Non-Asbestos Type(s): None Detected

Please refer to the Appendix of this report for further information regarding your analysis.

Date Received: 10/7/2019  
Date Analyzed: 10/07/2019  
Signature:   
Analyst: Jhoon Jeon

Approved By:   
Frank E. Ehrenfeld, III  
Laboratory Director

---

CERTIFICATE OF ANALYSIS

---

Client: Synertech Inc.  
228 Moore Street  
Philadelphia PA 19148

Client: SYN177

Report Date: 10/7/2019  
Report No.: 601245 - TEM AHERA  
Project: Ben Franklin HS  
Project No.: 010-4507



Project: BEN FRANKLIN H.S. Date: 10-7-2019  
 Project Number: 010-4507 Rotometer No.: HVR 1 LVR  
 Laboratory: IATL Analysis: TEM Phila. Requirements:  YES  NO

**AIR SAMPLE LOG & CHAIN OF CUSTODY**

No.	SAMPLES		TIME				CALIBRATION			ANALYTICAL	
	Location	Code	On	Off	Total	Start	Finish	Liters	Laboratory # Fibers/Fields	Results	
JR-07-01 M	NW CONTAINMENT	3A	7:26A	10:26	180	10	10	1800	6891846		
JR-07-02 M	SW CONTAINMENT	3A	7:26	10:26	180	10	10	1800	6891847		
JR-07-03 M	CONTAINMENT NEAR decon and bag out	3A	7:26	10:26	180	10	10	1800	6891848		
JR-07-04 M	South containment	3A	7:26	10:26	180	10	10	1800	6891849		
JR-07-05 M	CONTAINMENT bottom of ramp.	3A	7:26	10:26	180	10	10	1800	6891850		
JR-07-06 M	1st floor at decon entrance.	3N	7:36	10:36	180	10	10	1800	6891851		
JR-07-07 M	CAF BY kitchen entrance.	3N	7:36	10:36	180	10	10	1800	6891852		
JR-07-08 M	South Hall decon entrance.	3N	7:35	10:35	180	10	10	1800	6891853		

**Sampling Codes**  
 1 Diagnostic  
 2 Preliminary  
 3 Clearance/Final  
 4 Personnel Work Area  
 5 Environmental Work Area  
 6 Personnel Clean Area  
 7 Environmental Clean Area

**Turnaround Time (TAT):**  Immediate  6 Hour  24 Hour  48 Hour  Other  
 6 Hour TAT Contact: BERNIE BRYSON at: DATE BY  
 Samples Collected By: J. Merritt Date: 10-7-19  
 Transmitted to Lab By: J. Merritt Date: 10-7-19  
 Received in Lab By: W. B. BRYSON Date: 10-7-19  
 Samples Analyzed By: W. B. BRYSON Date: 10/7/19

OCT - 7 2019

Project: BEN FRANKLIN H.S. Date: 10-7-2019  
 Project Number: 010-4507 Rotometer No.: HVR 1 LVR  
 Laboratory: IATL Analysis: TEM Phila. Requirements:  YES  NO

**AIR SAMPLE LOG & CHAIN OF CUSTODY**

No.	Location	Code	TIME			CALIBRATION			ANALYTICAL	
			On	Off	Total	Start	Finish	Liters	Laboratory # Fibers/Fields	Results
JR M 10-07-09	Alcogy in South Hall opp gym.	3N	7:34	10:34	180	10	10	1800	6891854	
JR M 10-07-10	WEST END by CONTAIN- MENT EXTENSION	3N	7:34	10:34	180	10	10	1800	6891855	
JR M 10-07-11	SEALED BLANK	QC	-	-	-	-	-	-	6891856	
JR M 10-07-12	SEALED BLANK	QC	-	-	-	-	-	-	6891857	
JR M 10-07-13	Field BLANK	QC	-	-	-	-	-	-	6891858	
-										
-										
-										

**Sampling Codes**  
 1 Diagnostic  Aggressive  
 2 Preliminary  Normal  
 3 Clearance/Final  Excursion  
 4 Personnel Work Area  TWA  
 5 Environmental Work Area  Representative  
 6 Personnel Clean Area  
 7 Environmental Clean Area

**Turnaround Time (TAT):**  Immediate  6 Hour  24 Hour  48 Hour  Other  
 6 Hour TAT Contact: BERNIE BYSSON at:  
 Samples Collected By: J. Merritt Date: 10-7-19  
 Transmitted to Lab By: J. Merritt Date: 10-7-19  
 Received in Lab By: \_\_\_\_\_ Date: \_\_\_\_\_  
 Samples Analyzed By: \_\_\_\_\_ Date: \_\_\_\_\_