

**THE SCHOOL DISTRICT OF PHILADELPHIA**  
**Office of Capital Programs**  
**440 North Broad Street, 3<sup>rd</sup> Floor – Suite 371**  
**Philadelphia, PA 19130**

TELEPHONE: (215) 400-4730

**Addendum No. 3**

**Subject:** Feltonville Intermediate School – Chiller Replacement  
SDP Contract Nos. B-049 C and B-050 C of 2019/20

**Location:** Feltonville Intermediate School  
238 East Wyoming Avenue  
Philadelphia, Pennsylvania 19120

---

**This Addendum, dated 21<sup>st</sup> of October 2020, shall modify and become part of the Contract Documents for the work of this project. Any items not mentioned herein, or affected by, shall be performed strictly in accordance with the original documents.**

---

The following items, clarifications and/or revisions are to be included in the Contract Documents:

**GENERAL**

N/A

**BIDDER'S QUESTIONS**

1. 60A Disconnect Switch with #12 20A Wiring. Can this be reduced down to 30A.  
Response: YES, provide 30A disconnect switches.
2. Once inside the building, can we run GRS conduit up the interior wall it the ceiling and over to the MCC Panel?  
Response: Yes.
3. Catalog numbers for pendant fixture types A and B are outdated. Please provide updated catalog numbers. Please also confirm whether aircraft cable or stem suspension should be provided.  
Response: Catalog has been updated (se CHANGES TO DRAWINGS below), see attached cut sheet. Stem suspension shall be provided, refer to drawing E-102 Construction note 4.
4. Catalog number for the exit sign is incomplete. Please select options for letter height, letter/background, and trim finish.  
Response: Letter height 6", white housing, pendant mounted. Catalog has been updated (se CHANGES TO DRAWINGS below), see attached cut sheet.
5. Provide panel schedule for existing panel pp. Provide circuit breaker sizes for all new circuits within the panel.  
Response: Panel Schedule has been included in drawing E-101 (see CHANGES TO DRAWINGS below).
6. Drawings show a wall mounted exit sign, but keynote 5 calls for a pendant mounted exit sign. Please clarify mounting.  
Response: Exit sign shall be pendant mounted.

**CHANGES TO DRAWINGS**

Drawing M061.00 – Add note to the three (3) lockers shown in the upper left-hand corner of the MECHANICAL DEMOLITION PLAN;

REMOVE THE CONCRETE EQUIPMENT PAD LOCATED UNDER LOCKERS COMPLETE. PATCH CONCRETE FLOOR AND FINISH TO MATCH EXISTING ADJACENT SURFACE, PAINT.





Drawing M061.00 – Change the dimensions of each INTAKE LOUVER TO BE REMOVE from 1'-7 1/2" x 2'-7" to 9'-0" W x 2'-8"H.

Drawing E101.00 – Add panel schedule PP1;

RP1												
VOLTAGE: 208Y/120 V, 3PH, 4-W+IGRD.				MLD				MOUNTING: SURFACE				
BUS SIZE: 125 A								FAULT DUTY: 22,000 A				
No.	LOAD	VA	BRKR		PH			BRKR		VA	LOAD	No.
			TRIP	P	A	B	C	P	TRIP			
1	SUMP PUMP	EXIST.		1	⊖			1			EXISTING GAS BOOS	2
3	FUEL OIL LEAK DET. PANEL	EXIST.		1	⊖			1			EXISTING GAS BOOS	4
5	LADIES ROOM HEAT	EXIST.		1	⊖			1			EXISTING GAS BOOS	6
7	CHEM. FEED. 1, 2 & 3	EXIST.		1	⊖			1			HOT WATER HEATER	8
9	SPARE	EXIST.		1	⊖			1			HOT WATER CIRC. PUMP	10
11				1	⊖			1			EF-1 ELEC ROOM	12
13	<b>GAS LEAK DETECTOR</b>	380	20	1	⊖			1			MEZZ. LIGHTING	14
15	<b>UNIT HEATER (UH1)</b>	480	20	1	⊖			1			MEZZ. RECEPTACLES	16
17	WATER SOFTENERS	EXIST.		1	⊖			1			MEZZ. RECEPTACLES	18
19	TRAP PRIMER	EXIST.		1	⊖			1			MEZZ. RECEPTACLES	20
21	SPARE	EXIST.		1	⊖			1			MEZZ. RECEPTACLES	22
23	BOILER 1&2 CONTROL PANEL	EXIST.		1	⊖			1			CU-1	24
25	DOOR BELL TRANSFORMER	EXIST.		1	⊖			1			SPARE	26
27	DOOR BELL TRANSFORMER	EXIST.		1	⊖			1			SPARE	28
29	AIR DRYER	EXIST.		1	⊖			1			BOILER ROOM RECEPT.	30
31	CONTROL PANEL AHU 1&2	EXIST.		1	⊖			1			BOILER ROOM RECEPT.	32
33	SPARE	EXIST.		1	⊖			1			UNIT VENTS. 209 AND 210	34
35	SPARE	EXIST.		1	⊖			1			ROOM 163 RECEPTACLES	36
37	BATHROOM & STAIRS LIGHT	EXIST.			⊖						BOILER RM LIGHTS - EXTR LIGHT - EXIT LIGHT	38
39	GAS BOILER	EXIST.						20	710		EXHAUST FAN EF-1	40
41	<b>MOTORIZED DAMPER</b>	600	20					20	400			42

**2** PANEL SCHEDULE - EXISITNG PANEL 'PP1'  
 E101 NOT TO SCALE

Drawing E102.00 – Add updated LIGHTING FIXTURE SCHEDULE;

LIGHT FIXTURE SCHEDULE										
SYMBOL	LABEL	QUANTITY	MANUFACTURE	CATALOG NO.	DESCRIPTION	LAMP	NO. LAMPS	LUMENS	LLF	WATTAGE
	A	6	LITHONIA LIGHTING	LBL-4W-6500LM-80CRI-40K-GZT MVOLT	4' PENDENT MOUNTED LED LIGHT FIXTURE.	LED	1	6500	0.9	50.1
	B	6	LITHONIA LIGHTING	LBL-4W-6500LM-80CRI-40K-GZT MVOLT-EL14L	4' PENDENT MOUNTED LED LIGHT FIXTURE WITH EMERGENCY BATTERY PACK.	LED	1	6500	0.9	50.1
		1	HOLOPHANE	W4GLE-30C1000-40K-T3M-SDP-ELSW-8ZDP	HOLOPHANE PERIMETER AND SECURITY LIGHTING. WALL MOUNTED.	LED	1	8375	0.9	104
	-	1	LITHONIA LIGHTING	LHQM LED R HO RO WHITE HOUSING	PENDANT MOUNTED LED EXIT SIGN WITH EMERGENCY BATTERY PACK.	LED	1	-	-	4.3

**CHANGES TO SPECIFICATIONS**

N/A

**ATTACHMENTS**

N/A

**End of Addendum 3**