



Summary of Paint & Plaster Stabilization Activities



***Field
Services***

At:

**#6250 – Charles W. Henry Elementary School
601 Carpenter Lane
Philadelphia, PA 19119**

For:

**Mr. Brian Joseph
Environmental Services Manager
School District of Philadelphia
Office of Environmental Management &
Services
440 North Broad Street, 3rd Floor – Portal C
Philadelphia, PA 19130**



***Lab
Services***

Prepared By:

**Mr. Ananth K. Vinjamuri
Project Manager**

Report Date:

September 11, 2019

Project Number:

191516

Dates of Project:

June 10 – August 30, 2019



***Training
Services***

Summary of Paint and Plaster Stabilization Activities
School Name: Charles W. Henry Elementary School
Address: 601 Carpenter Lane
Philadelphia, PA 19119
UCLS #: 6250

TABLE OF CONTENTS

I. Introduction

II. Methods Executive Summary

A. Preliminary Steps

- i. Parent and Staff Notifications**
- ii. Decluttering**
- iii. Wall Hangings**
- iv. Swing Space**
- v. Facilities Building Cleaning Staff Training**

B. Pre-Cleaning

C. Paint & Plaster Stabilization Procedures

- i. Work Practices**
- ii. Oversight**

D. Cleanup & Completion

- i. Cleanup**
- ii. Testing**

III. Oversight

A. Scope of Work

B. EPA Checklist

C. Oversight

D. Sample Results

Appendix A. Scope of Work Table

Appendix B. Additional Scope of Work Table

Appendix C. Not Completed Table

Appendix D. EPA Checklist Table

Appendix E. Oversight Table

Appendix F. Sample Results Table

Appendix G. Photographs

Appendix H. Environmental Firm Certification Documentation of Training

Appendix I. Paint Contractor Certifications or Documentation of Training

Appendix J. Documentation of Parent and Staff Notifications

I. INTRODUCTION

Criterion Laboratories, Inc. (Criterion), was requested by the School District of Philadelphia's Office of Environmental Management Services (OEMS) to perform oversight and clearance testing during a paint and plaster stabilization project being performed by Sioutis Coatings Enterprise, Inc. at Charles W. Henry Elementary School located at 601 Carpenter Lane, in Philadelphia, PA (the "School"). The purpose of the oversight was to document that all parts of the US Environmental Protection Agency (EPA) Lead Renovation, Repair and Painting rules were being followed and documented.

II. METHODS EXECUTIVE SUMMARY

A. Preliminary Steps

i. Parent and Staff Notifications

Parents and staff were notified of the paint and plaster project by mail several weeks prior to the commencement of the project. Additionally, prior to the start of the project, parent and staff meetings were held by OEMS, Maintenance, and Operations to explain the process of the paint and plaster projects and to field any questions or concerns.

ii. Decluttering

Classrooms, closets and other storage areas were decluttered prior to the commencement of stabilization work. Coordination of the decluttering activities was made between teachers and facilities staff to ensure that outdated and unneeded academic materials were discarded, and that resources were provided to assist in the decluttering tasks such as support staff for heavy lifting and/or moving large furniture and additional recycling dumpsters.

iii. Wall Hangings

Posters, bulletin boards, framed art and other wall hangings were removed prior to the commencement of the paint stabilization project. This was coordinated with teachers by the Operations Division at the kick-off meeting, and during the phasing of the project, with the help of the Principal.

iv. Swing Space

Swing space was identified prior to the commencement of stabilization work to ensure that classrooms were available during the school year. A plan was created on a school-by-school basis to relocate students and teachers from classrooms during the course of this work. All work areas were scheduled for cleaning by facilities staff after the paint stabilization work was completed by Maintenance Painting Staff.

v. Facilities Building Cleaning Staff Training

Facilities Building Cleaning Staff were provided with information about this project and expectations for post-cleaning, including use of wet-wipes and HEPA vacuums.

B. Pre-Cleaning

On an as-needed basis, for areas such as cluttered storage closets, that required extensive movement of materials, HEPA vacuuming and wet-wiping prior to paint and plaster stabilization, the Maintenance Environmental staff performed a pre-cleaning in advance of stabilization work. The intent of this task was to provide a clean work area prior to decluttering and stabilization.

Additionally, post-cleaning was conducted by facilities staff after paint and plaster stabilization was completed. This included the HEPA vacuuming and wet-wiping of all horizontal surfaces and polishing floors.

C. Paint & Plaster Stabilization Procedures

Paint and plaster stabilization work complied with the EPA's Lead RRP rule. All staff conducting this work were trained and/or certified as Lead RRP workers.

The following procedures were followed:

i. Work Practices

- Isolate work areas to restrict dust from impacting adjacent areas.
- Post signs/notifications as per EPA Lead RRP.
- Place “walk-off” pads at all access points into/out of work area.
- Seal all openings [windows, doors, and HVAC system registers/grilles] inside work areas as per direction from on-site environmental monitors and consistent with the EPA Lead RRP rules & guidelines.
- Workers are to wear disposable clothing and foot coverings while inside work areas and will not leave work areas wearing disposable clothing.
- Move/cover all remaining objects in work area to protect them. Including all open bins, shelves and boxes in the classroom.
- Employ/Erect “portable” dust containment barrier systems to limit the size of work areas requiring post-cleaning and limit testing and exposure.
- Place plastic floor coverings to extend at least 6 feet out from vertical surfaces being stabilized unless utilizing vertical barriers/containment systems.
- Perform all paint stabilization work in compliance with the EPA Lead RRP rules & guidelines and as per the directions of on-site environmental monitors to minimize dust contamination.
- Take all steps necessary to ensure that no dust or debris leaves the work area while the work is being performed.

- Use precautions to ensure that all employees, tools, and other items, including the exteriors of waste containers, are free of dust and debris before leaving the work area.
- Collect all paint chips & debris, fold up plastic floor coverings and any other plastic sheeting used on horizontal surfaces, without dispersing dust or debris and dispose of the material in heavy duty plastic waste bags.
- Do not use power tools.
- Do not use dry sweeping with brooms.
- Do use water/misting during stabilization to minimize dust.
- Do use HEPA vacuums and wet wiping/cleaning techniques.

ii. Oversight

The environmental technician will oversee paint and plaster stabilization work to ensure compliance with lead safe work practices. An oversight report will be completed at the end of every shift to record the work areas that were stabilized. The following tasks will be verified and recorded:

- Pre-cleaning
- Contents moved
- Work area prepped
- Surfaces stabilized
- Contents back in place
- Final inspection approval and photos

D. Cleanup & Completion

The following clean-up and completion procedures were performed for each work area following the completion of stabilization work:

i. Cleanup

- There should be no signs of loose, peeling, flaking, bubbling or crumbling paint or plaster visible on walls or ceilings or on any other painted surfaces.
- There should be no visible signs of paint chips, debris or dust of any kind on surfaces within “contained” and isolated work areas NOR outside of the contained and isolated work areas.
- Window sills, floors, baseboards, shelving units, tops of cabinets, desks, chairs, tables and all other horizontal surfaces must be free of any visible signs of paint and plaster dust and/or debris.
- There must be absolutely no visible signs of paint chips, and/or paint/plaster dust or debris on academic/educational materials, including books, bins, toys, desks, chairs, carpets, papers, etc., after each work shift and to allow for re-occupancy the next day.

- Any remaining paint and plaster must be tightly adhered to wall and ceiling surfaces such that it cannot be further damaged, pried off or disturbed by “simple fingernail pressure” otherwise work will not be considered to be successfully completed.
- Newly painted surfaces should match the aesthetics of the area in total and should cover the entirety of the wall or ceiling area that was addressed through this work. No visible “patches” of paint should be observed.

ii. Testing

The District and the PFT’s Environmental Consultant worked closely to develop an agreed upon approach to verify that stabilization work was performed in accordance with lead safe work practices, and that classrooms would be safe for re-occupancy by children and staff. This approach exceeds the EPA Lead RRP rule requirements in terms of the types of, and amounts of, testing performed. Testing will take place in work areas. The areas will be cleaned by general cleaners after the stabilization work is completed and the clearance testing is performed.

Qualitative testing methods, i.e., EPA RRP verification wipe testing and colorimetric wipe testing, will be compared with the quantitative testing method of Atomic Absorption Spectrophotometry (AAS) as indicated in the testing protocol below. If the comparison testing is consistently correlated, only qualitative testing will continue for the duration of the project.

a. Testing Protocol

Step 1 -- EPA RRP Verification Wipes and Colorimetric Wipes

The environmental consultant and painter foreman will coordinate the EPA RRP Verification Test Wipe in rooms/areas that have been stabilized and cleaned, and where plastic work area coverings have been removed and visual inspection conducted. After EPA RRP verification wipes pass the cleanliness standard for any surface and/or a 40 square feet (SF) section, the colorimetric testing will be conducted by the environmental consultant.

The colorimetric wipe tests will occur in “child-occupied areas” on approximately 10% of surfaces considered “clean” following the use of the verification wipes. These surfaces may include floors, window sills, or the tops of any other immovable objects that were covered and cleaned in each work area (e.g. CUVs, immovable bookshelves). Additional colorimetric wipes may be collected on surfaces that had been moved and covered and placed outside of the work area. These surfaces may include desks, chairs, bookshelves, etc.

“Child-occupied areas” will include: classrooms, restrooms, cafeterias, gymnasiums, and auditoriums that are routinely used by children in PK-1st grade

classrooms. Common areas that children in PK-1st grade classrooms only pass through, such as hallways, stairways, and garages are not included. “Child-occupied areas” will be identified by the Principal of each school.

Step 2 -- Response to Failed Tests

If colorimetric testing “fails,” then the 40 SF area will be re-wiped by EPA RRP Wipes. The process will continue until both testing methods confirm a “pass.”

Step 3 -- Flame Atomic Absorption Spectrophotometry (FAAS)

Flame Atomic Absorption Spectrophotometry (FAAS) will be used to verify and confirm the results of the colorimetric testing. FAAS will be used as a quality assurance/quality control for the colorimetric samples. Approximately 10% of the colorimetric samples should be submitted for FAAS analysis.

Step 4 -- Release Spaces Back to School/Operations

If EPA RRP wipes and colorimetric wipes are both acceptable, as determined on site, and if work was completed in accordance with this procedure, the room will be turned over to the District’s Operations team for “deep cleaning” and for re-occupancy.

Step 5 — Ongoing Review

All sampling and testing data, information and results will be readily available and accessible for review by school staff, parents and members of the Oversight Advisory Committee and will be reviewed on a regular basis. Any suggested modifications, changes or other revisions will be considered by the School District of Philadelphia.

The three testing methods were conducted as follows:

Type of Clearance Tests	Building Component	Number of Sample Locations within Work Area	Type of Testing	Testing Specifications/Limitations
EPA RRP Cleaning Verification Wipe	Floors, Countertops, Desks, Tables, Window Sills	One (1) wipe every 40 square feet (ft ²) or entire surface of component if surface area is less than 40ft ² One (1) wipe for every window sill	Qualitative	<ul style="list-style-type: none">• Qualitative testing based on cleanliness (white glove test)• According to RRP, the areas pass after the 3rd cleaning, regardless of verification

Colorimetric Wipe SKC, Inc. Full Disclosure® Instant Wipes	Floors, Countertops, Desks, Tables, Window Sills, Etc.	10% of surfaces considered “clean” following the use of EPA RRP Cleaning Verification Wipes	Qualitative	<ul style="list-style-type: none"> • Qualitative testing based on colorimetric visual comparison • Lower Limit of Visual Detection is 18µg of lead • False positive and false negative interferences from silver, cadmium, barium, mercury, and titanium (percentages unknown) • Involves field preparation of sampling media using reagents
Flame Atomic Absorption Spectrophotometry (AAS)	Analyze Colorimetric Wipes from locations listed above	A minimum of one and a maximum of 10% of colorimetric wipes will also be subjected to laboratory analysis by FAAS for verification. This testing method will be used on a periodic basis to validate the accuracy of qualitative methods above.	Quantitative	<ul style="list-style-type: none"> • Interior Floors and Desks: < 20 µg/ft² This is based upon a District and PFT agreement. This is half the current HUD and EPA standard. This is tied to the detection level for the colorimetric wipe which is 18µg per wipe. • Window Sills: < 100 µg/ft² per HUD

III. OVERSIGHT

A. Scope of Work

A scope of work was developed for Charles W. Henry Elementary School following a room-by-room inspection of the school. During the inspection, the location and quantity of damaged paint and plaster, along with any associated debris and whether the damage was the result of an on-going moisture intrusion, were noted. This information was entered into a scope of work spreadsheet, which was provided to the School District Painting Department in order to create a schedule for the work to be completed.

During the paint and plaster stabilization project, additional areas of damage were found behind wall hangings, inside of closets that had now been decluttered, and behind furniture once it had been moved. These additional areas of work were added to the scope of work as they were observed.

The scope of work for Charles W. Henry Elementary School is included in Appendix A of this report.

B. Additional Scope of Work

Additional Scope of Work document was created for any damage that was observed during the oversight activities. The Additional Scope of Work for Charles W. Henry Elementary School is included in Appendix B of this report.

C. Not Completed

There were two rooms listed in the Scope of Work that were not completed as follows:

- Boiler Room (which should not have been included in the Scope of Work); and
- MDF room (IT server room – Due to limited access in this room the paint damage could not be adequately stabilized for “Lead Safe” certification so this room was not addressed at this time.

The “Not Completed” table for Charles W. Henry Elementary School is included in Appendix C of this report.

D. EPA Checklist

Throughout the paint and plaster stabilization project, Criterion’s on-site inspector observed, documented, and signed-off on tasks required by the EPA RRP. Additional notes were added to the EPA Checklist to document different oversight tasks that took place. These included documenting that warning signs were posted at the entrance to the work area, that the work area had been contained to prevent the spread of dust and debris, that all objects in the work area had been removed or covered, that all HVAC ducts in the work area were closed and covered, that windows in the work area were closed, that doors in the work area were closed

and sealed, that doors that must be used in the work area were covered to allow passage but prevent the spread of dust, that floors in the work area were covered with taped-down plastic, that waste was being contained while on-site and while being transported, that the work site was properly cleaned after the renovations, that all paint chips and debris were picked up and that the protective sheeting was misted, folded dirty-side inward, and taped for removal, that the work area surfaces and objects were cleaned using HEPA vacuums and/or wet-wiping or mopping, that a certified renovator performed the post-renovation cleaning verification, a description of the post-renovation cleaning verification, including the number of wet and dry cloths used, and if the dust clearance testing was performed.

The EPA Checklist for Charles W. Henry Elementary School is included in Appendix D of this report.

E. Oversight

Throughout the paint and plaster stabilization project, Criterion's on-site inspector documented the day-to-day tasks performed for each work area. These tasks included the dates of pre-cleaning, the moving of the contents of the room, the prepping of the work area, the stabilization of the painted surfaces, and the final inspection.

The Oversight Table for Charles W. Henry Elementary School is included in Appendix E of this report.

F. Sample Results

Throughout the paint and plaster stabilization project, Criterion's on-site inspector documented all sampling results for each work area location. This included all RRP verification wipes, colorimetric wipes, and wipes to be submitted for Flame AAS analysis.

The Sample Results Table for Charles W. Henry Elementary School is included in Appendix F of this report.

Appendix A. Scope of Work Table

CW Henry ES
Scope of Work

Task ID	ULCS#	E l e m e n t	F l o o r	Space # (on Floor Plan)	Space Type	On Site Room Name	Component	Description of Paint and Plaster Damage (i.e. cracking, chipping, gouges, holes, flaking, spalling, efflorescence, significant moisture damage)	Quantity (sf)	On-going Moisture Intrusion (yes or no)	Paint and Plaster Debris on Surfaces and/or Educational Materials (describe location)	Quantity (sf)	Contents Need to be Moved (i.e. posters, contents, furniture)	Plastering Needed (yes or no)	Other Notes or Comments
1	6250	1	2	200	Primary	Boy's Restroom across from Classroom 208	Ceiling	flaking paint	25						
2	6250	1	2	201	Primary	Classroom 201	W1	flaking paint	24						
3	6250	1	2	201	Primary	Classroom 201	W3	flaking paint	20				posters		
4	6250	1	2	201	Primary	Classroom 201	W4	flaking paint	40						
5	6250	1	2	202	Primary	Classroom 202	W1	flaking paint	20				décor, posters		
6	6250	1	2	202	Primary	Classroom 202	W3	flakaing paint	40				posters, bookshelf		
7	6250	1	2	203	Primary	Classroom 203	W1	flaking paint- door frame, closet	50						
8	6250	1	2	203	Primary	Classroom 203	W2	flaking paint	6						
9	6250	1	2	203	Primary	Classroom 203	W3	efflorsense- windows flaking paint	8						
10	6250	1	2	204	Primary	Classroom 204	Ceiling	flaking paint	300						
11	6250	1	2	204	Primary	Classroom 204	W1	flaking paint, chipping paint	40						
12	6250	1	2	204	Primary	Classroom 204	W2	flaking paint	100						
13	6250	1	2	204	Primary	Classroom 204	W3	flaking paint- radiator, above windows	20						
14	6250	1	2	204	Primary	Classroom 204	W4	flaking paint	100						
15	6250	1	2	204A	Storage	Classroom 204 Closet	Ceiling	flaking paint	5						
16	6250	1	2	204A	Storage	Classroom 204 Closet	W1	flaking paint- door jam	10						
17	6250	1	2	204A	Storage	Classroom 204 Closet	W2	flaking paint	80						
18	6250	1	2	204A	Storage	Classroom 204 Closet	W3	flaking paint	50						
19	6250	1	2	204A	Storage	Classroom 204 Closet	W4	flaking paint	105						
20	6250	1	2	206	Primary	Classroom 206	Ceiling	flaking paint	200						
21	6250	1	2	206	Primary	Classroom 206	W1	flaking paint	10						
22	6250	1	2	206	Primary	Classroom 206	W2	flaking paint	6						
23	6250	1	2	206	Primary	Classroom 206	W3	flaking paint- window wells	60						
24	6250	1	2	206	Primary	Classroom 206	W4	flaking paint- left side of wall	4				move file cabinet		
25	6250	1	2	207	Primary	Classroom 207	Floor	Debris under Window			debris below window	6			
26	6250	1	2	207	Primary	Classroom 207	W1	flaking paint- base board	15						
27	6250	1	2	207	Primary	Classroom 207	W2	flaking paint- above chalk board	10						
28	6250	1	2	207	Primary	Classroom 207	W3	flaking paint- window wells	250						
29	6250	1	2	207	Primary	Classroom 207	W4	flaking paint- above chalk board	100						
30	6250	1	2	207A	Storage	Classroom 207 Storage	Ceiling	flaking paint	50						
31	6250	1	2	207A	Storage	Classroom 207 Storage	W1	flaking paint- door jam	10						
32	6250	1	2	207A	Storage	Classroom 207 Storage	W2	flaking paint- above door	80						
33	6250	1	2	207A	Storage	Classroom 207 Storage	W3	efflorsense, flaking paint	35		below radiator	5			
34	6250	1	2	207A	Storage	Classroom 207 Storage	W4	efflorsense, flaking paint	116						
35	6250	1	2	208	Primary	Classroom 208	Ceiling	flaking paint	300						
36	6250	1	2	208	Primary	Classroom 208	W1	flaking paint- chalkboard	20						
37	6250	1	2	208	Primary	Classroom 208	W2	flaking paint- door frames	15						
38	6250	1	2	208	Primary	Classroom 208	W3	flaking paint- radiator, sills	75				posters		
39	6250	1	2	208A	Storage	Classroom 208 Storage	Ceiling	flaking paint	80						
40	6250	1	2	208A	Storage	Classroom 208 Storage	W1	flaking paint, chipping paint	60						
41	6250	1	2	208A	Storage	Classroom 208 Storage	W3	flaking paint	100						
42	6250	1	2	208A	Storage	Classroom 208 Storage	W4	flaking paint	10						
43	6250	1	2	209	Primary	Classroom 209	Ceiling	efflorsense, flaking paint	100						
44	6250	1	2	209	Primary	Classroom 209	W1	flaking paint- door jam, chalkboard	10						
45	6250	1	2	209	Primary	Classroom 209	W2	flaking paint	2						

CW Henry ES
Scope of Work

Task ID	ULCS#	E l e m e n t	F l o o r	Space # (on Floor Plan)	Space Type	On Site Room Name	Component	Description of Paint and Plaster Damage (i.e. cracking, chipping, gouges, holes, flaking, spalling, efflorescence, significant moisture damage)	Quantity (sf)	On-going Moisture Intrusion (yes or no)	Paint and Plaster Debris on Surfaces and/or Educational Materials (describe location)	Quantity (sf)	Contents Need to be Moved (i.e. posters, contents, furniture)	Plastering Needed (yes or no)	Other Notes or Comments
46	6250	1	2	209	Primary	Classroom 209	W3	flaking paint- radiator, pillars	40				posters		
47	6250	1	2	209	Primary	Classroom 209	W4	flaking paint- door jam	10						
48	6250	1	2	210	Primary	Classroom 210	Ceiling	flaking paint	200						
49	6250	1	2	210	Primary	Classroom 210	W1	flaking paint- door jam, near ceiling, chalkboard	30						
50	6250	1	2	210	Primary	Classroom 210	W2	flaking paint	40						
51	6250	1	2	210	Primary	Classroom 210	W3	flaking paint- radiator, right corner	80						
52	6250	1	2	210	Primary	Classroom 210	W4	flaking paint	20						
53	6250	2	2	215	Primary	Classroom 215	Ceiling	flaking paint	40						
54	6250	2	2	215	Primary	Classroom 215	W3	flaking paint- radiator	6						
55	6250	2	2	216	Primary	Classroom 216	Ceiling	flaking paint- circles in ceiling	30						
56	6250	2	2	216	Primary	Classroom 216	W2	flaking paint- radiator	2						
57	6250	2	2	217	Primary	Classroom 217	Ceiling	flaking paint- circles in ceiling	25						
58	6250	2	2	218	Primary	Classroom 218	Ceiling	flaking paint- circles in ceiling	20						
59	6250	2	2	218	Primary	Classroom 218	W4	flaking paint- near door	4						
60	6250	1	2	200A	Student Restrooms - Female (4-12)	Girl's Restroom Across from Classroom 208	Ceiling	flaking paint	150						
61	6250	1	2	2H2	Circulation (Hallway)	Hallway next to Classrooms 201 through 203	Ceiling	flaking paint	150						
62	6250	1	2	2H2	Circulation (Hallway)	Hallway next to Classrooms 201 through 203	W1	flaking paint	150						
63	6250	1	2	2H2	Circulation (Hallway)	Hallway next to Classrooms 201 through 203	W2	flaking paint- corners of walls	15						
64	6250	1	2	2H2	Circulation (Hallway)	Hallway next to Classrooms 201 through 203	W3	flaking paint	100						
65	6250	1	2	H21	Circulation (Hallway)	Hallway next to Classrooms 204 through 207	W1	flaking paint	60				around lockers		
66	6250	1	2	H21	Circulation (Hallway)	Hallway next to Classrooms 204 through 207	W2	flaking paint	4						
67	6250	1	2	H21	Circulation (Hallway)	Hallway next to Classrooms 204 through 207	W3	flaking paint	400						
68	6250	1	2	H21	Circulation (Hallway)	Hallway next to Classrooms 204 through 207	W4	flaking paint	4						
69	6250	2	2	3H2	Circulation (Hallway)	Hallway next to Classrooms 214 through 217	W1	flaking paint	8					yes	
70	6250	2	2	3H2	Circulation (Hallway)	Hallway next to Classrooms 214 through 217	W2	flaking paint- next to room 215	2						
71	6250	2	2	3H2	Circulation (Hallway)	Hallway next to Classrooms 214 through 217	W4	flaking paint	10						
72	6250	1	2	205A	Restrooms, Staff - Male/Female	Staff Restroom in 2nd Floor Teacher's Lounge next to	Ceiling	chipped paint	35						
73	6250	1	2	S26	Stairs	Stairs Next to Classroom 201	Ceiling	flaking paint	6						

CW Henry ES
Scope of Work

Task ID	ULCS#	E l e m e n t	F l o o r	Space # (on Floor Plan)	Space Type	On Site Room Name	Component	Description of Paint and Plaster Damage (i.e. cracking, chipping, gouges, holes, flaking, spalling, efflorescence, significant moisture damage)	Quantity (sf)	On-going Moisture Intrusion (yes or no)	Paint and Plaster Debris on Surfaces and/or Educational Materials (describe location)	Quantity (sf)	Contents Need to be Moved (i.e. posters, contents, furniture)	Plastering Needed (yes or no)	Other Notes or Comments
74	6250	1	2	S26	Stairs	Stairs Next to Classroom 201	W2	flaking paint	4						
75	6250	1	2	S26	Stairs	Stairs Next to Classroom 201	W3	flaking paint	4						
76	6250	1	2	S26	Stairs	Stairs Next to Classroom 201	W4	flaking paint	12						
77	6250	1	2	S21	Stairs	Stairs Next to Classroom 204	W1	efflorsense, flaking paint	68						
78	6250	1	2	S21	Stairs	Stairs Next to Classroom 204	W2	flaking paint	50					yes	plastering by handrail
79	6250	1	2	S21	Stairs	Stairs Next to Classroom 204	W4	flaking paint, chipping paint	54						
80	6250	1	2	S24	Stairs	Stairs Next to Classroom 208	W1	flaking paint, chipping paint	35						
81	6250	1	2	S24	Stairs	Stairs Next to Classroom 208	W2	flaking paint, chipping paint	40						
82	6250	1	2	S24	Stairs	Stairs Next to Classroom 208	W3	flaking paint	6						
83	6250	1	2	S24	Stairs	Stairs Next to Classroom 208	W4	flaking paint- door jams, walls	20						
84	6250	1	2	203A	Storage	Storage Closet outside Classroom 203	Ceiling	flaking paint	15						
85	6250	1	2	203A	Storage	Storage Closet outside Classroom 203	Floor	holes	2						
86	6250	1	2	203A	Storage	Storage Closet outside Classroom 203	W1	flaking paint	8						
87	6250	1	2	203A	Storage	Storage Closet outside Classroom 203	W2	flaking paint	15						
88	6250	1	2	203A	Storage	Storage Closet outside Classroom 203	W3	flaking paint	4						
89	6250	1	2	203A	Storage	Storage Closet outside Classroom 203	W4	flaking paint	12				pipes		
90	6250	1	2	205	Teacher Lounge/Dining	Teacher's Lounge Next to Classroom 204	Ceiling	efflorsence, flaking paint	22						
91	6250	1	2	205	Teacher Lounge/Dining	Teacher's Lounge Next to Classroom 204	W1	flaking paint- door jam, phone line box, top left corner	8						
92	6250	1	2	205	Teacher Lounge/Dining	Teacher's Lounge Next to Classroom 204	W2	flaking paint	2						
93	6250	1	2	205	Teacher Lounge/Dining	Teacher's Lounge Next to Classroom 204	W3	flaking paint	4						
94	6250	1	1	H11	Circulation (Hallway)	1st Floor Hallways next to Classrooms 103 through 105	W3	flaking paint	60				posters, blanket		
95	6250	1	1	H11	Circulation (Hallway)	1st Floor Hallways next to Classrooms 103 through 105	W4	flaking paint	2						
96	6250	1	1	105L	Teacher Lounge/Dining	1st Floor Teacher's Lounge next to Nurse's office	Ceiling	flaking paint- above lights by door	4						
97	6250	1	1	105L	Teacher Lounge/Dining	1st Floor Teacher's Lounge next to Nurse's office	W1	flaking paint- by outlets	10					yes	
98	6250	1	1	105L	Teacher Lounge/Dining	1st Floor Teacher's Lounge next to Nurse's office	W2	flaking paint	20						

CW Henry ES
Scope of Work

Task ID	ULCS#	E l e m e n t	F l o o r	Space # (on Floor Plan)	Space Type	On Site Room Name	Component	Description of Paint and Plaster Damage (i.e. cracking, chipping, gouges, holes, flaking, spalling, efflorescence, significant moisture damage)	Quantity (sf)	On-going Moisture Intrusion (yes or no)	Paint and Plaster Debris on Surfaces and/or Educational Materials (describe location)	Quantity (sf)	Contents Need to be Moved (i.e. posters, contents, furniture)	Plastering Needed (yes or no)	Other Notes or Comments
99	6250	1	1	105L	Teacher Lounge/Dining	1st Floor Teacher's Lounge next to Nurse's office	W3	flaking paint	10						
100	6250	1	1	105L	Teacher Lounge/Dining	1st Floor Teacher's Lounge next to Nurse's office	W4	flaking paint	20				fridge		
101	6250	1	1	103C	Auditorium	Auditorium	Ceiling	flaking paint- above window	130						
102	6250	1	1	103C	Auditorium	Auditorium	Floor	flaking paint- stage	120						
103	6250	1	1	103C	Auditorium	Auditorium	W1	flaking paint	20						
104	6250	1	1	103C	Auditorium	Auditorium	W2	flaking paint	65						
105	6250	1	1	103C	Auditorium	Auditorium	W3	flaking paint	65						
106	6250	2	1	109A	Student Restrooms - Male (4-12)	Boy's Restroom 109A near Office 108A	Ceiling	flaking paint- corner of wall 1 + 2							
107	6250	1	1	100	Student Restrooms - Male (4-12)	Boy's Restroom across from Classroom 105	Ceiling	flaking paint- by window	4						
108	6250	1	1	101	Primary	Classroom 101	Ceiling	flaking paint- radiator pipes	10						
109	6250	1	1	101	Primary	Classroom 101	W1	flaking paint	8				wires		
110	6250	1	1	101	Primary	Classroom 101	W2	chipped paint- top left corner	40						
111	6250	1	1	101	Primary	Classroom 101	W3	flaking paint- radiator	50				school supplies poster		
112	6250	1	1	101	Primary	Classroom 101	W4	flaking paint	15				paper towel dispenser		
113	6250	1	1	101T	Student Restrooms - Male/Female (Classroom)	Classroom 101 Restroom	Ceiling	flaking paint	2						
114	6250	1	1	102	Primary	Classroom 102	Ceiling	flaking paint	30						
115	6250	1	1	102	Primary	Classroom 102	W1	flaking paint	250						
116	6250	1	1	102	Primary	Classroom 102	W2	flaking paint	25						
117	6250	1	1	102	Primary	Classroom 102	W3	flaking paint- above windows	30						
118	6250	1	1	102	Primary	Classroom 102	W4	flaking paint	2						
119	6250	1	1	103	Primary	Classroom 103	Ceiling	flaking paint- pipes near window	100	yes				yes	
120	6250	1	1	103	Primary	Classroom 103	Floor	flaking paint	250						wood floor needs new varnish
121	6250	1	1	103	Primary	Classroom 103	W1	flaking paint	60						
122	6250	1	1	103	Primary	Classroom 103	W2	flaking paint, efflorescence- corners	110	yes			bookshelf next to desk, file cabinet		
123	6250	1	1	103	Primary	Classroom 103	W3	flaking paint	120		on radiator	2	bookshelf	yes	
124	6250	1	1	103	Primary	Classroom 103	W4	flaking paint	80	yes			tables		corner of wall 3+4 has new moisture that started in summer of 2018
125	6250	1	1	103C	Storage	Classroom 103 Coat Closet	Floor	flaking paint	50						wood floor needs new varnish
126	6250	1	1	103C	Storage	Classroom 103 Coat Closet	W2	flaking paint, efflorescence	70						
127	6250	1	1	103C	Storage	Classroom 103 Coat Closet	W4	flaking paint	30						
128	6250	1	1	104	Primary	Classroom 104	Ceiling	flaking paint	150						
129	6250	1	1	104	Primary	Classroom 104	Floor	flaking paint	200						wood floor needs new varnish
130	6250	1	1	104	Primary	Classroom 104	W1	flaking paint	10						
131	6250	1	1	104	Primary	Classroom 104	W2	chipping paint	80						
132	6250	1	1	104	Primary	Classroom 104	W3	flaking paint	20						
133	6250	1	1	104	Primary	Classroom 104	W4	flaking paint	30						
134	6250	1	1	104A	Storage	Classroom 104 Coat Closet	Ceiling	flaking paint	50						
135	6250	1	1	104A	Storage	Classroom 104 Coat Closet	Floor	flaking paint	25						wood floor needs new varnish

CW Henry ES
Scope of Work

Task ID	ULCS#	E l e m e n t	F l o o r	Space # (on Floor Plan)	Space Type	On Site Room Name	Component	Description of Paint and Plaster Damage (i.e. cracking, chipping, gouges, holes, flaking, spalling, efflorescence, significant moisture damage)	Quantity (sf)	On-going Moisture Intrusion (yes or no)	Paint and Plaster Debris on Surfaces and/or Educational Materials (describe location)	Quantity (sf)	Contents Need to be Moved (i.e. posters, contents, furniture)	Plastering Needed (yes or no)	Other Notes or Comments
136	6250	1	1	104A	Storage	Classroom 104 Coat Closet	W1	flaking paint	4						
137	6250	1	1	104A	Storage	Classroom 104 Coat Closet	W2	flaking paint	60						
138	6250	1	1	104A	Storage	Classroom 104 Coat Closet	W3	flaking paint	30						
139	6250	1	1	104A	Storage	Classroom 104 Coat Closet	W4	flaking paint	60						
140	6250	1	1	105	Primary	Classroom 105	Ceiling	flaking paint	300						
141	6250	1	1	105	Primary	Classroom 105	W3	flaking paint- window sills	4						
142	6250	1	1	105A	Storage	Classroom 105 Closet	Ceiling	flaking paint	60						
143	6250	1	1	105A	Storage	Classroom 105 Closet	W1	flaking paint	60						
144	6250	1	1	105A	Storage	Classroom 105 Closet	W2	flaking paint	8				storage on shelves		
145	6250	1	1	105A	Storage	Classroom 105 Closet	W3	flaking paint	90						
146	6250	1	1	105A	Storage	Classroom 105 Closet	W4	flaking paint	20						
147	6250	1	1	106	Primary	Classroom 106	Ceiling	flaking paint	350		dust on radiator	2			
148	6250	1	1	106	Primary	Classroom 106	W1	flaking paint, chipping paint- above chalk board	40						
149	6250	1	1	106	Primary	Classroom 106	W2	flaking paint- above doors	30				desks, school supplies		
150	6250	1	1	106	Primary	Classroom 106	W3	flaking paint- window wells, radiator	100				desks, shelves		
151	6250	1	1	106	Primary	Classroom 106	W4	flaking paint- doors	120						
152	6250	1	1	106A	Storage	Classroom 106 Closet	Ceiling	flaking paint- top of right door	50						
153	6250	1	1	106A	Storage	Classroom 106 Closet	W1	flaking paint	100						
154	6250	1	1	106A	Storage	Classroom 106 Closet	W3	flaking paint	30						
155	6250	1	1	106A	Storage	Classroom 106 Closet	W4	flaking paint	20						
156	6250	2	1	108	Primary	Classroom 108	Ceiling	flaking paint- circles in ceiling	20						
157	6250	2	1	108	Primary	Classroom 108	W2	flaking paint	8						
158	6250	2	1	108	Primary	Classroom 108	W4	flaking paint- above coat rack	20						
159	6250	2	1	109	Primary	Classroom 109	Ceiling	flaking paint- circles in ceiling	30						
160	6250	2	1	109	Primary	Classroom 109	W2	flaking paint	10						
161	6250	2	1	110	Primary	Classroom 110	Ceiling	flaking paint- circles in ceiling	45						
162	6250	2	1	110	Primary	Classroom 110	W1	flaking paint	6				posters		
163	6250	2	1	110	Primary	Classroom 110	W4	flaking paint	25				ABC posters		
164	6250	1	1	103B	Administrative Office	Counselor's Office across from Classroom 106	Ceiling	flaking paint	50						
165	6250	1	1	103B	Administrative Office	Counselor's Office across from Classroom 106	W2	flaking paint- corner of wall 1 + 2	2						
166	6250	1	1	103B	Administrative Office	Counselor's Office across from Classroom 106	W3	flaking paint	50		window sill, ground	4		yes	
167	6250	1	1	103B	Administrative Office	Counselor's Office across from Classroom 106	W4	flaking paint	15				chair		
168	6250	1	1	114	Lobby	Entrance Foyer/Exterior Stairs at Greene and Carpenter St Entrance	Ceiling	flaking paint	30						
169	6250	1	1	114	Lobby	Entrance Foyer/Exterior Stairs at Greene and Carpenter St Entrance	W1	flaking paint- around entrance door	40						

CW Henry ES
Scope of Work

Task ID	ULCS#	E l e m e n t	F l o o r	Space # (on Floor Plan)	Space Type	On Site Room Name	Component	Description of Paint and Plaster Damage (i.e. cracking, chipping, gouges, holes, flaking, spalling, efflorescence, significant moisture damage)	Quantity (sf)	On-going Moisture Intrusion (yes or no)	Paint and Plaster Debris on Surfaces and/or Educational Materials (describe location)	Quantity (sf)	Contents Need to be Moved (i.e. posters, contents, furniture)	Plastering Needed (yes or no)	Other Notes or Comments
170	6250	1	1	114	Lobby	Entrance Foyer/Exterior Stairs at Greene and Carpenter St Entrance	W2	flaking paint- around stair door	40						
171	6250	1	1	114	Lobby	Entrance Foyer/Exterior Stairs at Greene and Carpenter St Entrance	W3	flaking paint- around radiator	80						
172	6250	1	1	114	Lobby	Entrance Foyer/Exterior Stairs at Greene and Carpenter St Entrance	W4	flaking paint	20						
173	6250	1	1	100A	Student Restrooms - Female (4-12)	Girl's Restroom Across from Classroom 105	Ceiling	flaking paint	4						
174	6250	1	1	1H2	Circulation (Hallway)	Hallway between Auditorium and Classroom 102	Ceiling	flaking paint- near pipes	80						
175	6250	1	1	1H2	Circulation (Hallway)	Hallway between Auditorium and Classroom 102	W1	flaking paint	100				posters		
176	6250	1	1	1H2	Circulation (Hallway)	Hallway between Auditorium and Classroom 102	W3	flaking paint	130				posters		
177	6250	2	1	3H1	Circulation (Hallway)	Hallway near Classroom 109 through Office 108A	W1	flaking paint	12						
178	6250	2	1	3H1	Circulation (Hallway)	Hallway near Classroom 109 through Office 108A	W2	flaking paint- next to room 108	4						
179	6250	2	1	3H1	Circulation (Hallway)	Hallway near Classroom 109 through Office 108A	W4	flaking paint- next to room 108	16						
180	6250	1	1	105B	Lockers - Female	Lockers outside of 1st Floor Counselor's Office	Ceiling	flaking paint	4						
181	6250	1	1	105B	Lockers - Female	Lockers outside of 1st Floor Counselor's Office	W1	flaking paint	4						
182	6250	1	1	105B	Lockers - Female	Lockers outside of 1st Floor Counselor's Office	W2	flaking paint	8					yes	
183	6250	1	1	105B	Lockers - Female	Lockers outside of 1st Floor Counselor's Office	W4	flaking paint	12						
184	6250	1	1	107	Administrative Office	Main Office	Ceiling	flaking paint- above window + wall 2	100						
185	6250	1	1	107	Administrative Office	Main Office	W1	holes	2						
186	6250	1	1	107	Administrative Office	Main Office	W2	chipped paint- above dutch door	8				book shelves	yes	
187	6250	1	1	107	Administrative Office	Main Office	W3	flaking paint- window sills	20						
188	6250	1	1	113T	Restrooms, Staff - Male	Men's Restroom in Stairwell near Classroom 104	Ceiling	flaking paint	10						
189	6250	1	1	103A	Administrative Office	Nurse's Front Office	Ceiling	flaking paint	10						
190	6250	1	1	104A	Restrooms, Staff - Male/Female	Nurse's Office Restroom	Ceiling	flaking paint	10					yes	plaster needed by pipes
191	6250	1	1	105A	Storage	Nurse's Office Storage Room	Ceiling	flaking paint	25						

CW Henry ES
Scope of Work

Task ID	ULCS#	E l e m e n t	F l o o r	Space # (on Floor Plan)	Space Type	On Site Room Name	Component	Description of Paint and Plaster Damage (i.e. cracking, chipping, gouges, holes, flaking, spalling, efflorescence, significant moisture damage)	Quantity (sf)	On-going Moisture Intrusion (yes or no)	Paint and Plaster Debris on Surfaces and/or Educational Materials (describe location)	Quantity (sf)	Contents Need to be Moved (i.e. posters, contents, furniture)	Plastering Needed (yes or no)	Other Notes or Comments
192	6250	1	1	105A	Storage	Nurse's Office Storage Room	W1	flaking paint	5						
193	6250	1	1	105A	Storage	Nurse's Office Storage Room	W3	holes	2				shelf	yes	
194	6250	1	1	105A	Storage	Nurse's Office Storage Room	W4	flaking paint	10						
195	6250	2	1	108A	Administrative Office	Office 108-A	W3	flaking paint	10				instruments		
196	6250	1	1	113	Administrative Office	Office in Stairwell next to Classroom 104	Ceiling	flaking paint	25						
197	6250	1	1	113	Administrative Office	Office in Stairwell next to Classroom 104	W1	flaking paint	20						
198	6250	1	1	113	Administrative Office	Office in Stairwell next to Classroom 104	W2	flaking paint	8						
199	6250	1	1	113	Administrative Office	Office in Stairwell next to Classroom 104	W3	flaking paint	20						
200	6250	1	1	113	Administrative Office	Office in Stairwell next to Classroom 104	W4	flaking paint	25						
201	6250	1	1	107B	Restrooms, Staff - Male/Female	Principal's Office Restroom	W3	flaking paint- right of window	10						
202	6250	1	1	107A	Storage	Principal's Office Storage Closet	Ceiling	No Access							Inspection Required
203	6250	1	1	107A	Storage	Principal's Office Storage Closet	Floor	No Access							Inspection Required
204	6250	1	1	107A	Storage	Principal's Office Storage Closet	W1	No Access							Inspection Required
205	6250	1	1	107A	Storage	Principal's Office Storage Closet	W2	No Access							Inspection Required
206	6250	1	1	107A	Storage	Principal's Office Storage Closet	W3	No Access							Inspection Required
207	6250	1	1	107A	Storage	Principal's Office Storage Closet	W4	No Access							Inspection Required
208	6250	1	1	104	Administrative Office	Rear Nurse's Office with Windows	Ceiling	flaking paint	15						
209	6250	1	1	107B	Mechanical Room	Server Room Across from Classroom 102	Ceiling	flaking paint	50						
210	6250	1	1	107B	Mechanical Room	Server Room Across from Classroom 102	W1	flaking paint	10						
211	6250	1	1	107B	Mechanical Room	Server Room Across from Classroom 102	W2	flaking paint	20						
212	6250	1	1	107B	Mechanical Room	Server Room Across from Classroom 102	W3	flaking paint	15						
213	6250	1	1	107B	Mechanical Room	Server Room Across from Classroom 102	W4	flaking paint	20						
214	6250	1	1	112Z	Restrooms, Staff - Male/Female	Staff Restroom in 1st Floor Teacher's	Ceiling	flaking paint	10						
215	6250	1	1	S11	Stairs	Stairs /Foyer at Visitor Entrance	Floor	flaking paint- stairs up to the first floor	25						
216	6250	1	1	S11	Stairs	Stairs /Foyer at Visitor Entrance	W1	flaking paint	2						
217	6250	1	1	S11	Stairs	Stairs /Foyer at Visitor Entrance	W3	flaking paint- top of foyer near left door	15						
218	6250	1	1	S11	Stairs	Stairs /Foyer at Visitor Entrance	W4	flaking paint	25						
219	6250	1	1	S18	Stairs	Stairs Next to Addition	W2	flaking paint	15						
220	6250	1	1	S18	Stairs	Stairs Next to Addition	W4	flaking paint	10						

CW Henry ES
Scope of Work

Task ID	ULCS#	E l e m e n t	F l o o r	Space # (on Floor Plan)	Space Type	On Site Room Name	Component	Description of Paint and Plaster Damage (i.e. cracking, chipping, gouges, holes, flaking, spalling, efflorescence, significant moisture damage)	Quantity (sf)	On-going Moisture Intrusion (yes or no)	Paint and Plaster Debris on Surfaces and/or Educational Materials (describe location)	Quantity (sf)	Contents Need to be Moved (i.e. posters, contents, furniture)	Plastering Needed (yes or no)	Other Notes or Comments
221	6250	1	1	S110	Stairs	Stairs to Left of Auditorium	W1	flaking paint	15						
222	6250	1	1	S110	Stairs	Stairs to Left of Auditorium	W2	flaking paint	35						
223	6250	1	1	S110	Stairs	Stairs to Left of Auditorium	W3	flaking paint	40						
224	6250	1	1	S110	Stairs	Stairs to Left of Auditorium	W4	flaking paint	30						
225	6250	2	1	108B	Storage	Storage Closet in Classroom 108	W1	flaking paint	4						
226	6250	1	1	103T	Student Restrooms - Male/Female	Student Restroom in Auditorium	Ceiling	flaking paint	6						
227	6250	1	1	103X	Restrooms, Staff - Female	Women's Restroom next to Auditorium	Ceiling	No Access							Inspection Required
228	6250	1	1	103X	Restrooms, Staff - Female	Women's Restroom next to Auditorium	Floor	No Access							Inspection Required
229	6250	1	1	103X	Restrooms, Staff - Female	Women's Restroom next to Auditorium	W1	No Access							Inspection Required
230	6250	1	1	103X	Restrooms, Staff - Female	Women's Restroom next to Auditorium	W2	No Access							Inspection Required
231	6250	1	1	103X	Restrooms, Staff - Female	Women's Restroom next to Auditorium	W3	No Access							Inspection Required
232	6250	1	1	103X	Restrooms, Staff - Female	Women's Restroom next to Auditorium	W4	No Access							Inspection Required
233	6250	1	0	12	Cafeteria	Cafeteria	Ceiling	holes- near pipe flaking paint- above windows	75						
234	6250	1	0	12	Cafeteria	Cafeteria	W1	flaking paint	40						
235	6250	1	0	12	Cafeteria	Cafeteria	W2	flaking paint	20						
236	6250	1	0	12	Cafeteria	Cafeteria	W3	flaking paint	100						
237	6250	1	0	12	Cafeteria	Cafeteria	W4	flaking paint	4						
238	6250	1	0	B4	Primary	Classroom B4	Ceiling	flaking paint, efflorsence	30						
239	6250	1	0	B4	Primary	Classroom B4	W1	flaking paint	10						
240	6250	1	0	B4	Primary	Classroom B4	W2	flaking paint- radiator, wall, pipes	30						
241	6250	1	0	B4	Primary	Classroom B4	W3	flaking paint, efflorsence	300				peg boards, tapestry	yes	
242	6250	1	0	B4	Primary	Classroom B4	W4	flaking paint	20						
243	6250	1	0	001B	Storage	Classroom B4 Storage	Ceiling	flaking paint	20						
244	6250	1	0	001B	Storage	Classroom B4 Storage	W1	flaking paint	60						
245	6250	1	0	001B	Storage	Classroom B4 Storage	W2	flaking paint- above window	30						
246	6250	1	0	001B	Storage	Classroom B4 Storage	W3	flaking paint	100						
247	6250	1	0	001B	Storage	Classroom B4 Storage	W4	flaking paint	5						
248	6250	1	0	6	Primary	Classroom B6 Music Room	W1	flaking paint- beam	40				behind posters		
249	6250	1	0	6	Primary	Classroom B6 Music Room	W2	flaking paint	20				behind posters		
250	6250	1	0	6	Primary	Classroom B6 Music Room	W3	flaking paint- near window	15						
251	6250	1	0	1C	Student Restrooms - Male (4-12)	Girl's Restroom next to Classroom B4	Ceiling	hole- near pipes	25						
252	6250	1	0	1A	Student Restrooms - Female (4-12)	Girl's Restroom next to Classroom B4	Ceiling	flaking paint	45						
253	6250	1	0	8A	Administrative Office	Gym Teacher's Office in Gym	Ceiling	flaking paint, holes	45						
254	6250	1	0	8A	Administrative Office	Gym Teacher's Office in Gym	W1	flaking paint	10						

CW Henry ES
Scope of Work

Task ID	ULCS#	E l e m e n t	F l o o r	Space # (on Floor Plan)	Space Type	On Site Room Name	Component	Description of Paint and Plaster Damage (i.e. cracking, chipping, gouges, holes, flaking, spalling, efflorescence, significant moisture damage)	Quantity (sf)	On-going Moisture Intrusion (yes or no)	Paint and Plaster Debris on Surfaces and/or Educational Materials (describe location)	Quantity (sf)	Contents Need to be Moved (i.e. posters, contents, furniture)	Plastering Needed (yes or no)	Other Notes or Comments
255	6250	1	0	8A	Administrative Office	Gym Teacher's Office in Gym	W2	flaking paint	20				shelf		
256	6250	1	0	8A	Administrative Office	Gym Teacher's Office in Gym	W3	flaking paint	30				shelves, equipment		
257	6250	1	0	8	Gymnasium - Intermediate Middle	Gymnasium	Ceiling	flaking paint	500						
258	6250	1	0	8	Gymnasium - Intermediate Middle	Gymnasium	W1	flaking paint	20						
259	6250	1	0	8	Gymnasium - Intermediate Middle	Gymnasium	W2	flaking paint- above windows	40						
260	6250	1	0	8	Gymnasium - Intermediate Middle	Gymnasium	W3	flaking paint	20						
261	6250	1	0	8	Gymnasium - Intermediate Middle	Gymnasium	W4	flaking paint	100						
262	6250	1	0	H01	Circulation (Hallway)	Hallway near Classroom B4 and Cafeteria areas	Ceiling	flaking paint- pipes and ceiling	200						
263	6250	1	0	H01	Circulation (Hallway)	Hallway near Classroom B4 and Cafeteria areas	W1	flaking paint	200						
264	6250	1	0	H01	Circulation (Hallway)	Hallway near Classroom B4 and Cafeteria areas	W2	flaking paint- near pipes	10						
265	6250	1	0	H01	Circulation (Hallway)	Hallway near Classroom B4 and Cafeteria areas	W3	flaking paint	600						
266	6250	1	0	H2	Circulation (Hallway)	Hallway next to Music Classroom and Gym	W1	flaking paint, holes- near pipe	25						
267	6250	1	0	H2	Circulation (Hallway)	Hallway next to Music Classroom and Gym	W3	flaking paint	200						
268	6250	1	0	H2	Circulation (Hallway)	Hallway next to Music Classroom and Gym	W4	flaking paint	20						
269	6250	1	0	5A	Storage	Home and School Storage Closet next to Gymnasium	Ceiling	No access							Inspection Required
270	6250	1	0	5A	Storage	Home and School Storage Closet next to Gymnasium	Floor	No access							Inspection Required
271	6250	1	0	5A	Storage	Home and School Storage Closet next to Gymnasium	W1	No access							Inspection Required
272	6250	1	0	5A	Storage	Home and School Storage Closet next to Gymnasium	W2	No access							Inspection Required
273	6250	1	0	5A	Storage	Home and School Storage Closet next to Gymnasium	W3	No access							Inspection Required
274	6250	1	0	5A	Storage	Home and School Storage Closet next to Gymnasium	W4	No access							Inspection Required
275	6250	1	0	6A	Kitchen	Kitchen	Ceiling	flaking paint- above pipes near window	20						
276	6250	1	0	6A	Kitchen	Kitchen	W1	flaking paint	20						
277	6250	1	0	6A	Kitchen	Kitchen	W3	flaking paint- near fridge	10						
278	6250	1	0	6A	Kitchen	Kitchen	W4	flaking paint- near duct	10						
279	6250	1	0	S06	Stairs	Stairs in front of Gym to exterior	Ceiling	holes- near pipes	4					yes	

CW Henry ES
Scope of Work

Task ID	ULCS#	E l e m e n t	F l o o r	Space # (on Floor Plan)	Space Type	On Site Room Name	Component	Description of Paint and Plaster Damage (i.e. cracking, chipping, gouges, holes, flaking, spalling, efflorescence, significant moisture damage)	Quantity (sf)	On-going Moisture Intrusion (yes or no)	Paint and Plaster Debris on Surfaces and/or Educational Materials (describe location)	Quantity (sf)	Contents Need to be Moved (i.e. posters, contents, furniture)	Plastering Needed (yes or no)	Other Notes or Comments
280	6250	1	0	S06	Stairs	Stairs in front of Gym to exterior	Floor	flaking paint	50						
281	6250	1	0	S06	Stairs	Stairs in front of Gym to exterior	W1	flaking paint- above exit door	8						
282	6250	1	0	S06	Stairs	Stairs in front of Gym to exterior	W2	flaking paint	10						
283	6250	1	0	S06	Stairs	Stairs in front of Gym to exterior	W4	flaking paint- rail	40						
284	6250	1	0	S08	Stairs	Stairs in Gym adjacent to Gym Office	W1	flaking paint	20						
285	6250	1	0	S08	Stairs	Stairs in Gym adjacent to Gym Office	W3	flaking paint	8						
286	6250	1	0	S08	Stairs	Stairs in Gym adjacent to Gym Office	W4	flaking paint	8						
287	6250	1	0	S01	Stairs	Stairs Next to Cafeteria in Basement	Ceiling	flaking paint- below stairs	80						
288	6250	1	0	S01	Stairs	Stairs Next to Cafeteria in Basement	W2	flaking paint	20					yes	
289	6250	1	0	S01	Stairs	Stairs Next to Cafeteria in Basement	W3	flaking paint- behind pipes	20						
290	6250	1	0	S01	Stairs	Stairs Next to Cafeteria in Basement	W4	flaking paint	15						
291	6250	1	0	S4	Stairs	Stairs Next to Classroom B4	W1	flaking paint	25						
292	6250	1	0	S4	Stairs	Stairs Next to Classroom B4	W3	flaking paint	2						
293	6250	1	0	S4	Stairs	Stairs Next to Classroom B4	W4	flaking paint- handrail	20						
294	6250	1	0	S07	Stairs	Stairs to Left of Classroom B6 near rear of Gym	W1	flaking paint- handrail	10						
295	6250	1	0	S07	Stairs	Stairs to Left of Classroom B6 near rear of Gym	W3	flaking paint	8						
296	6250	1	0	4A	Storage	Storage Room next to Boiler Room Rear	Ceiling	flaking paint	50						
297	6250	1	0	4A	Storage	Storage Room next to Boiler Room Rear	W1	flaking paint	80						
298	6250	1	0	4A	Storage	Storage Room next to Boiler Room Rear	W2	flaking paint	60		dust on floor and boxes	10		yes	
299	6250	1	0	4A	Storage	Storage Room next to Boiler Room Rear	W3	flaking paint	10		dust on floor	20	storage items	yes	
300	6250	1	0	B5A	Storage	Storage Room next to Classroom B5	Ceiling	flaking paint	20						
301	6250	1	0	B5A	Storage	Storage Room next to Classroom B5	W2	flaking paint	50						
302	6250	1	0	B5A	Storage	Storage Room next to Classroom B5	W3	No access							Inspection Required
303	6250	1	0	B5A	Storage	Storage Room next to Classroom B5	W4	flaking paint	30						
304				111	classroom	111	floor	n/a							
305				111	classroom	111	ceiling	n/a							
306				111	classroom	111	w1	cracking	2	no	no			no	
307				111	classroom	111	w2	holes	1	no	no			no	
308				111	classroom	111	w3	flaking	20	no	no			no	flaking on window
309				111	classroom	111	w4	cracking	12	no	no			no	

CW Henry ES
Scope of Work

Task ID	ULCS#	E l e m e n t	F l o o r	Space # (on Floor Plan)	Space Type	On Site Room Name	Component	Description of Paint and Plaster Damage (i.e. cracking, chipping, gouges, holes, flaking, spalling, efflorescence, significant moisture damage)	Quantity (sf)	On-going Moisture Intrusion (yes or no)	Paint and Plaster Debris on Surfaces and/or Educational Materials (describe location)	Quantity (sf)	Contents Need to be Moved (i.e. posters, contents, furniture)	Plastering Needed (yes or no)	Other Notes or Comments
310				111c	storage	111 storage	floor	n/a							
311				111c	storage	111 storage	ceiling	n/a							
312				111c	storage	111 storage	w1	n/a							
313				111c	storage	111 storage	w2	n/a							
314				111c	storage	111 storage	w3	flaking	12	no	no			no	
315				111c	storage	111 storage	w4	n/a							
316				112	classroom	112	floor	n/a							
317				112	classroom	112	ceiling	n/a							
318				112	classroom	112	w1	cracking	2	no	no			no	
319				112	classroom	112	w2	cracking	2	no	no			no	
320				112	classroom	112	w3	flaking	24	no	no			no	
321				112	classroom	112	w4	cracking	1	no	no			no	
322				112c	storage	112 storage	floor	n/a							
323				112c	storage	112 storage	ceiling	n/a							
324				112c	storage	112 storage	w1	flaking	6	no	no			no	
325				112c	storage	112 storage	w2	chipping	8	no	no			no	
326				112c	storage	112 storage	w3	chipping, flaking	12	no	no			no	
333				112c	storage	112 storage	w4	holes, flaking	4	no	no			no	
334				113	classroom	113	floor	n/a							
335				113	classroom	113	ceiling	n/a							
336				113	classroom	113	w1	chipping	2	no	no			no	
337				113	classroom	113	w2	chipping	2	no	no			no	
338				113	classroom	113	w3	flaking	7	no	no			no	
339				113	classroom	113	w4	n/a							
340				113c	storage	113 storage	floor	n/a							
341				113c	storage	113 storage	ceiling	n/a							
342				113c	storage	113 storage	w1	flaking	8	no	no			no	
343				113c	storage	113 storage	w2	n/a							
344				113c	storage	113 storage	w3	flaking	26	no	no			no	
345				113c	storage	113 storage	w4	n/a							
346				114	classroom	114	floor	n/a							
347				114	classroom	114	ceiling	n/a							
348				114	classroom	114	w1	chipping	4	no	no			no	
349				114	classroom	114	w2	chipping	2	no	no			no	
350				114	classroom	114	w3	flaking, chipping	4	no	no			no	
351				114	classroom	114	w4	n/a							
352				114c	storage	114 storage	floor	n/a							
353				114c	storage	114 storage	ceiling	n/a							
354				114c	storage	114 storage	w1	flaking	2	no	no			no	
355				114c	storage	114 storage	w2	flaking	1	no	no			no	
356				114c	storage	114 storage	w3	flaking	3	no	no			no	
357				114c	storage	114 storage	w4	flaking	6	no	no			no	
358				1F	Foir	Foir adjacent to classroom mods	floor	n/a							
359				1F	Foir	Foir adjacent to classroom mods	ceiling	flaking	2	no	no			no	
360				1F	Foir	Foir adjacent to classroom mods	w1	n/a							
361				1F	Foir	Foir adjacent to classroom mods	w2	chipping, flaking	8	no	no			no	
362				1F	Foir	Foir adjacent to classroom mods	w3	chipping	10	no	no			no	
363				1F	Foir	Foir adjacent to classroom mods	w4	chipping	2	no	no			no	
364				1HH	hallway	Hallway near 114 to boys restroom	floor	n/a							

Scope of Work

[illegible]

Appendix B. Additional Scope of Work Table

C.W. Henry ES
Additional Scope of Work

Task ID	ULCS#	E l e m e n t	F l o o r	Space # (on Floor Plan)	Space Type	On Site Room Name	Component	Description of Paint and Plaster Damage (i.e. cracking, chipping, gouges, holes, flaking, spalling, efflorescence, significant moisture damage)	Quantity (sf)	On-going Moisture Intrusion (yes or no)	Paint and Plaster Debris on Surfaces and/or Educational Materials (describe location)	Quantity (sf)	Contents Need to be Moved (i.e. posters, contents, furniture)	Plastering Needed (yes or no)	Other Notes or Comments
304				111	classroom	111	floor	n/a							
305				111	classroom	111	ceiling	n/a							
306				111	classroom	111	w1	cracking	2	no	no			no	
307				111	classroom	111	w2	holes	1	no	no			no	
308				111	classroom	111	w3	flaking	20	no	no			no	flaking on window
309				111	classroom	111	w4	cracking	12	no	no			no	
310				111c	storage	111 storage	floor	n/a							
311				111c	storage	111 storage	ceiling	n/a							
312				111c	storage	111 storage	w1	n/a							
313				111c	storage	111 storage	w2	n/a							
314				111c	storage	111 storage	w3	flaking	12	no	no			no	
315				111c	storage	111 storage	w4	n/a							
316				112	classroom	112	floor	n/a							
317				112	classroom	112	ceiling	n/a							
318				112	classroom	112	w1	cracking	2	no	no			no	
319				112	classroom	112	w2	cracking	2	no	no			no	
320				112	classroom	112	w3	flaking	24	no	no			no	
321				112	classroom	112	w4	cracking	1	no	no			no	
322				112c	storage	112 storage	floor	n/a							
323				112c	storage	112 storage	ceiling	n/a							
324				112c	storage	112 storage	w1	flaking	6	no	no			no	
325				112c	storage	112 storage	w2	chipping	8	no	no			no	
326				112c	storage	112 storage	w3	chipping, flaking	12	no	no			no	
333				112c	storage	112 storage	w4	holes, flaking	4	no	no			no	
334				113	classroom	113	floor	n/a							
335				113	classroom	113	ceiling	n/a							
336				113	classroom	113	w1	chipping	2	no	no			no	
337				113	classroom	113	w2	chipping	2	no	no			no	
338				113	classroom	113	w3	flaking	7	no	no			no	
339				113	classroom	113	w4	n/a							
340				113c	storage	113 storage	floor	n/a							
341				113c	storage	113 storage	ceiling	n/a							
342				113c	storage	113 storage	w1	flaking	8	no	no			no	
343				113c	storage	113 storage	w2	n/a							
344				113c	storage	113 storage	w3	flaking	26	no	no			no	
345				113c	storage	113 storage	w4	n/a							
346				114	classroom	114	floor	n/a							
347				114	classroom	114	ceiling	n/a							
348				114	classroom	114	w1	chipping	4	no	no			no	
349				114	classroom	114	w2	chipping	2	no	no			no	
350				114	classroom	114	w3	flaking, chipping	4	no	no			no	
351				114	classroom	114	w4	n/a							
352				114c	storage	114 storage	floor	n/a							
353				114c	storage	114 storage	ceiling	n/a							
354				114c	storage	114 storage	w1	flaking	2	no	no			no	
355				114c	storage	114 storage	w2	flaking	1	no	no			no	
356				114c	storage	114 storage	w3	flaking	3	no	no			no	
357				114c	storage	114 storage	w4	flaking	6	no	no			no	
358				1F	Foir	Foir adjacent to classroom mods	floor	n/a							
359				1F	Foir	Foir adjacent to classroom mods	ceiling	flaking	2	no	no			no	
360				1F	Foir	Foir adjacent to classroom mods	w1	n/a							

C.W. Henry ES
Additional Scope of Work

Task ID	ULCS#	E l e m e n t	F l o o r	Space # (on Floor Plan)	Space Type	On Site Room Name	Component	Description of Paint and Plaster Damage (i.e. cracking, chipping, gouges, holes, flaking, spalling, efflorescence, significant moisture damage)	Quantity (sf)	On-going Moisture Intrusion (yes or no)	Paint and Plaster Debris on Surfaces and/or Educational Materials (describe location)	Quantity (sf)	Contents Need to be Moved (i.e. posters, contents, furniture)	Plastering Needed (yes or no)	Other Notes or Comments
361				1F	Foir	Foir adjacent to classroom mods	w2	chipping, flaking	8	no	no			no	
362				1F	Foir	Foir adjacent to classroom mods	w3	chipping	10	no	no			no	
363				1F	Foir	Foir adjacent to classroom mods	w4	chipping	2	no	no			no	
364				1HH	hallway	Hallway near 114 to boys restroom	floor	n/a							
365				1HH	hallway	Hallway near 114 to boys restroom	ceiling	n/a							
366				1HH	hallway	Hallway near 114 to boys restroom	w1	chipping, flaking	3						
367				1HH	hallway	Hallway near 114 to boys restroom	w2	n/a							
368				1HH	hallway	Hallway near 114 to boys restroom	w3	flaking, chipping	10	no	no			no	flaking on walls and doors
369				1HH	hallway	Hallway near 114 to boys restroom	w4	chipping	3	yes	no			no	water damage above door
370				1HM	hallway	Hallway near foyer to classroom mods	floor	Needs further inspection							
371				1HM	hallway	Hallway near foyer to classroom mods	ceiling	Needs further inspection							
372				1HM	hallway	Hallway near foyer to classroom mods	w1	Needs further inspection							
373				1HM	hallway	Hallway near foyer to classroom mods	w2	Needs further inspection							
374				1HM	hallway	Hallway near foyer to classroom mods	w3	Needs further inspection							
375				1HM	hallway	Hallway near foyer to classroom mods	w4	Needs further inspection							
376				B5	classroom	B5	w1	flaking paint	30						
377				B5	classroom	B5	w2	flaking paint	60						
378				B5	classroom	B5	w3	flaking paint	100						
379				B5	classroom	B5	w4	flaking paint	50						
380				B5	classroom	B5	ceiling	flaking paint	150						
381				KS	storage	Kitchen storage	w3	flaking paint	20						
382				KS	storage	Kitchen storage	w4	flaking paint	20						
383				213B	bathroom	2nd floor bathroom in stairwell	ceiling	flaking paint	40						
384				213O	Office	2nd floor office in stairwell	w1	flaking paint	10						
385				213O	Office	2nd floor office in stairwell	w2	flaking paint	20						
386				213O	Office	2nd floor office in stairwell	w3	flaking paint	10						
387				213O	Office	2nd floor office in stairwell	w4	flaking paint	15						
388				213O	Office	2nd floor office in stairwell	ceiling	flaking paint	30						
399				SS1	Stairwell	1st floor stairwell next to room 104	ceiling	flaking paint	10						
400				SS1	Stairwell	1st floor stairwell next to room 104	w1	400	20						
400				SS1	Stairwell	1st floor stairwell next to room 104	w3	400	30						

Appendix C. Not Completed Table

C.W. Henry ES
Not Completed

[illegible]

Appendix D. EPA Checklist Table

C.W. Henry ES EPA Checklist

[illegible]

C.W. Henry ES
EPA Checklist

1	2	3	4	5	6	7	8	9	10	11	12	13	14	15	16	17	18	19	20	21	22	23	24	25	26	27	28	29	30	31	32	33	34	35	36	37	38	39	40	41	42	43	44	45	46	47	48	49	50	51	52	53	54	55	56	57	58	59	60	61	62	63	64	65	66	67	68	69	70	71	72	73	74	75	76	77	78	79	80	81	82	83	84	85	86	87	88	89	90	91	92	93	94	95	96	97	98	99	100	101	102	103	104	105	106	107	108	109	110	111	112	113	114	115	116	117	118	119	120	121	122	123	124	125	126	127	128	129	130	131	132	133	134	135	136	137	138	139	140	141	142	143	144	145	146	147	148	149	150	151	152	153	154	155	156	157	158	159	160	161	162	163	164	165	166	167	168	169	170	171	172	173	174	175	176	177	178	179	180	181	182	183	184	185	186	187	188	189	190	191	192	193	194	195	196	197	198	199	200	201	202	203	204	205	206	207	208	209	210	211	212	213	214	215	216	217	218	219	220	221	222	223	224	225	226	227	228	229	230	231	232	233	234	235	236	237	238	239	240	241	242	243	244	245	246	247	248	249	250	251	252	253	254	255	256	257	258	259	260	261	262	263	264	265	266	267	268	269	270	271	272	273	274	275	276	277	278	279	280	281	282	283	284	285	286	287	288	289	290	291	292	293	294	295	296	297	298	299	300	301	302	303	304	305	306	307	308	309	310	311	312	313	314	315	316	317	318	319	320	321	322	323	324	325	326	327	328	329	330	331	332	333	334	335	336	337	338	339	340	341	342	343	344	345	346	347	348	349	350	351	352	353	354	355	356	357	358	359	360	361	362	363	364	365	366	367	368	369	370	371	372	373	374	375	376	377	378	379	380	381	382	383	384	385	386	387	388	389	390	391	392	393	394	395	396	397	398	399	400	401	402	403	404	405	406	407	408	409	410	411	412	413	414	415	416	417	418	419	420	421	422	423	424	425	426	427	428	429	430	431	432	433	434	435	436	437	438	439	440	441	442	443	444	445	446	447	448	449	450	451	452	453	454	455	456	457	458	459	460	461	462	463	464	465	466	467	468	469	470	471	472	473	474	475	476	477	478	479	480	481	482	483	484	485	486	487	488	489	490	491	492	493	494	495	496	497	498	499	500	501	502	503	504	505	506	507	508	509	510	511	512	513	514	515	516	517	518	519	520	521	522	523	524
---	---	---	---	---	---	---	---	---	----	----	----	----	----	----	----	----	----	----	----	----	----	----	----	----	----	----	----	----	----	----	----	----	----	----	----	----	----	----	----	----	----	----	----	----	----	----	----	----	----	----	----	----	----	----	----	----	----	----	----	----	----	----	----	----	----	----	----	----	----	----	----	----	----	----	----	----	----	----	----	----	----	----	----	----	----	----	----	----	----	----	----	----	----	----	----	----	----	----	-----	-----	-----	-----	-----	-----	-----	-----	-----	-----	-----	-----	-----	-----	-----	-----	-----	-----	-----	-----	-----	-----	-----	-----	-----	-----	-----	-----	-----	-----	-----	-----	-----	-----	-----	-----	-----	-----	-----	-----	-----	-----	-----	-----	-----	-----	-----	-----	-----	-----	-----	-----	-----	-----	-----	-----	-----	-----	-----	-----	-----	-----	-----	-----	-----	-----	-----	-----	-----	-----	-----	-----	-----	-----	-----	-----	-----	-----	-----	-----	-----	-----	-----	-----	-----	-----	-----	-----	-----	-----	-----	-----	-----	-----	-----	-----	-----	-----	-----	-----	-----	-----	-----	-----	-----	-----	-----	-----	-----	-----	-----	-----	-----	-----	-----	-----	-----	-----	-----	-----	-----	-----	-----	-----	-----	-----	-----	-----	-----	-----	-----	-----	-----	-----	-----	-----	-----	-----	-----	-----	-----	-----	-----	-----	-----	-----	-----	-----	-----	-----	-----	-----	-----	-----	-----	-----	-----	-----	-----	-----	-----	-----	-----	-----	-----	-----	-----	-----	-----	-----	-----	-----	-----	-----	-----	-----	-----	-----	-----	-----	-----	-----	-----	-----	-----	-----	-----	-----	-----	-----	-----	-----	-----	-----	-----	-----	-----	-----	-----	-----	-----	-----	-----	-----	-----	-----	-----	-----	-----	-----	-----	-----	-----	-----	-----	-----	-----	-----	-----	-----	-----	-----	-----	-----	-----	-----	-----	-----	-----	-----	-----	-----	-----	-----	-----	-----	-----	-----	-----	-----	-----	-----	-----	-----	-----	-----	-----	-----	-----	-----	-----	-----	-----	-----	-----	-----	-----	-----	-----	-----	-----	-----	-----	-----	-----	-----	-----	-----	-----	-----	-----	-----	-----	-----	-----	-----	-----	-----	-----	-----	-----	-----	-----	-----	-----	-----	-----	-----	-----	-----	-----	-----	-----	-----	-----	-----	-----	-----	-----	-----	-----	-----	-----	-----	-----	-----	-----	-----	-----	-----	-----	-----	-----	-----	-----	-----	-----	-----	-----	-----	-----	-----	-----	-----	-----	-----	-----	-----	-----	-----	-----	-----	-----	-----	-----	-----	-----	-----	-----	-----	-----	-----	-----	-----	-----	-----	-----	-----	-----	-----	-----	-----	-----	-----	-----	-----	-----	-----	-----	-----	-----	-----	-----	-----	-----	-----	-----	-----	-----	-----	-----	-----	-----	-----	-----	-----	-----	-----	-----	-----	-----	-----	-----	-----	-----	-----	-----	-----	-----	-----	-----	-----	-----	-----	-----	-----	-----	-----	-----	-----	-----	-----	-----	-----	-----	-----	-----	-----	-----	-----	-----	-----	-----	-----	-----	-----	-----	-----	-----	-----	-----	-----	-----	-----	-----

C.W. Henry ES EPA Checklist

[illegible]

Appendix E. Oversight Table

C.W. Henry ES
Oversight

Task ID	ULCS#	E l e m e n t	F l o o r	Space # (on Floor Plan)	Space Type	On Site Room Name	Component	Description of Paint and Plaster Damage (i.e. cracking, chipping, gouges, holes, flaking, spalling, efflorescence, significant moisture damage)	Date Mold DDC Issued	Date Asbestos DDC Issued	Miscellaneous Items (e.g. missing/stained ceiling tiles, steam leaks, missing lens covers, buckled floors etc.)	Date Notified Tom Sharer (FAC)	Pre-Cleaning Completed (date)	Contents Moved (date)	Work Area Prepped (date)	Surfaces Stabilized (date)	Contents Back in Place (date)	Final Inspection Approval and Photos (date)	Square Footage of Work Area	Number of Required RRP Wipes	Number of Colorimetric Wipes Used to Pass	Final Colorimetric Wipe Submitted for AAS Analysis (yes/no)	AAS Analysis Results	Other Notes or Comments
1	6250	1	2	200	Primary	Boy's Restroom across from Classroom 208	Ceiling	flaking paint				prior	prior	6/17/19	6/17/19	6/17/19		6/19/19	200	5	0	0		
2	6250	1	2	201	Primary	Classroom 201	W1	flaking paint				prior	6/14/19	prior	6/14/19	6/14/19		6/19/19	600	15	0	0		
3	6250	1	2	201	Primary	Classroom 201	W3	flaking paint				prior	6/14/19	prior	6/14/19	6/14/19		6/19/19	see above	see above	0	0		
4	6250	1	2	201	Primary	Classroom 201	W4	flaking paint				prior	6/14/19	prior	6/14/19	6/14/19		6/19/19	see above	see above	0	0		
5	6250	1	2	202	Primary	Classroom 202	W1	flaking paint				prior	6/13/19	prior	6/13/19	6/14/19		6/19/19	600	15	0	0		
6	6250	1	2	202	Primary	Classroom 202	W3	flakaing paint				prior	6/13/19	prior	6/13/19	6/14/19		6/19/19	see above	see above	0	0		
7	6250	1	2	203	Primary	Classroom 203	W1	flaking paint- door frame, closet				prior	6/13/19	prior	6/13/19	6/14/19		6/19/19	600	15	0	0		
8	6250	1	2	203	Primary	Classroom 203	W2	flaking paint				prior	6/13/19	prior	6/13/19	6/14/19		6/19/19	see above	see above	0	0		
9	6250	1	2	203	Primary	Classroom 203	W3	efflorsense- windows flaking paint				prior	6/13/19	prior	6/13/19	6/14/19		6/19/19	see above	see above	0	0		
10	6250	1	2	204	Primary	Classroom 204	Ceiling	flaking paint				prior	6/11/19	prior	6/11/19	6/26/19		7/3/19	800	20	0	0		
11	6250	1	2	204	Primary	Classroom 204	W1	flaking paint, chipping paint				prior	6/11/19	prior	6/11/19	6/26/19		7/3/19	see above	see above	0	0		
12	6250	1	2	204	Primary	Classroom 204	W2	flaking paint				prior	6/11/19	prior	6/11/19	6/26/19		7/3/19	see above	see above	0	0		
13	6250	1	2	204	Primary	Classroom 204	W3	flaking paint- radiator, above windows				prior	6/11/19	prior	6/11/19	6/26/19		7/3/19	see above	see above	0	0		
14	6250	1	2	204	Primary	Classroom 204	W4	flaking paint				prior	6/11/19	prior	6/11/19	6/26/19		7/3/19	see above	see above	0	0		
15	6250	1	2	204A	Storage	Classroom 204 Closet	Ceiling	flaking paint				prior	6/11/19	prior	6/11/19	6/26/19		7/3/19	100	3	0	0		
16	6250	1	2	204A	Storage	Classroom 204 Closet	W1	flaking paint- door jam				prior	6/11/19	prior	6/11/19	6/26/19		7/3/19	see above	see above	0	0		
17	6250	1	2	204A	Storage	Classroom 204 Closet	W2	flaking paint				prior	6/11/19	prior	6/11/19	6/26/19		7/3/19	see above	see above	0	0		
18	6250	1	2	204A	Storage	Classroom 204 Closet	W3	flaking paint				prior	6/11/19	prior	6/11/19	6/26/19		7/3/19	see above	see above	0	0		
19	6250	1	2	204A	Storage	Classroom 204 Closet	W4	flaking paint				prior	6/11/19	prior	6/11/19	6/26/19		7/3/19	see above	see above	0	0		
20	6250	1	2	206	Primary	Classroom 206	Ceiling	flaking paint				prior	6/11/19	prior	6/11/19	6/25/19		7/3/19	400	10	0	0		
21	6250	1	2	206	Primary	Classroom 206	W1	flaking paint				prior	6/11/19	prior	6/11/19	6/25/19		7/3/19	see above	see above	0	0		
22	6250	1	2	206	Primary	Classroom 206	W2	flaking paint				prior	6/11/19	prior	6/11/19	6/25/19		7/3/19	see above	see above	0	0		
23	6250	1	2	206	Primary	Classroom 206	W3	flaking paint- window wells				prior	6/11/19	prior	6/11/19	6/25/19		7/3/19	see above	see above	0	0		
24	6250	1	2	206	Primary	Classroom 206	W4	flaking paint- left side of wall				prior	6/11/19	prior	6/11/19	6/25/19		7/3/19	see above	see above	0	0		
25	6250	1	2	207	Primary	Classroom 207	Floor	Debris under Window				prior	6/11/19	prior	6/11/19	6/25/19		7/3/19	800	20	0	0		
26	6250	1	2	207	Primary	Classroom 207	W1	flaking paint- base board				prior	6/11/19	prior	6/11/19	6/25/19		7/3/19	see above	see above	0	0		
27	6250	1	2	207	Primary	Classroom 207	W2	flaking paint- above chalk board				prior	6/11/19	prior	6/11/19	6/25/19		7/3/19	see above	see above	0	0		
28	6250	1	2	207	Primary	Classroom 207	W3	flaking paint- window wells				prior	6/11/19	prior	6/11/19	6/25/19		7/3/19	see above	see above	0	0		
29	6250	1	2	207	Primary	Classroom 207	W4	flaking paint- above chalk board				prior	6/11/19	prior	6/11/19	6/25/19		7/3/19	see above	see above	0	0		
30	6250	1	2	207A	Storage	Classroom 207 Storage	Ceiling	flaking paint				prior	6/11/19	prior	6/11/19	6/24/19		7/3/19	100	3	0	0		
31	6250	1	2	207A	Storage	Classroom 207 Storage	W1	flaking paint- door jam				prior	6/11/19	prior	6/11/19	6/24/19		7/3/19	see above	see above	0	0		
32	6250	1	2	207A	Storage	Classroom 207 Storage	W2	flaking paint- above door				prior	6/11/19	prior	6/11/19	6/24/19		7/3/19	see above	see above	0	0		
33	6250	1	2	207A	Storage	Classroom 207 Storage	W3	efflorsense, flaking paint				prior	6/11/19	prior	6/11/19	6/24/19		7/3/19	see above	see above	0	0		
34	6250	1	2	207A	Storage	Classroom 207 Storage	W4	efflorsense, flaking paint				prior	6/11/19	prior	6/11/19	6/24/19		7/3/19	see above	see above	0	0		
35	6250	1	2	208	Primary	Classroom 208	Ceiling	flaking paint				prior	prior	prior	7/15/19	7/19/19		7/22/19	800	20	0	0		
36	6250	1	2	208	Primary	Classroom 208	W1	flaking paint- chalkboard				prior	prior	prior	7/15/19	7/19/19		7/22/19	see above	see above	0	0		
37	6250	1	2	208	Primary	Classroom 208	W2	flaking paint- door frames				prior	prior	prior	7/15/19	7/19/19		7/22/19	see above	see above	0	0		
38	6250	1	2	208	Primary	Classroom 208	W3	flaking paint- radiator, sills				prior	prior	prior	7/15/19	7/19/19		7/22/19	see above	see above	0	0		
39	6250	1	2	208A	Storage	Classroom 208 Storage	Ceiling	flaking paint				prior	prior	prior	7/15/19	7/19/19		7/22/19	100	3	0	0		
40	6250	1	2	208A	Storage	Classroom 208 Storage	W1	flaking paint, chipping paint				prior	prior	prior	7/15/19	7/19/19		7/22/19	see above	see above	0	0		
41	6250	1	2	208A	Storage	Classroom 208 Storage	W3	flaking paint				prior	prior	prior	7/15/19	7/19/19		7/22/19	see above	see above	0	0		
42	6250	1	2	208A	Storage	Classroom 208 Storage	W4	flaking paint				prior	prior	prior	7/15/19	7/19/19		7/22/19	see above	see above	0	0		
43	6250	1	2	209	Primary	Classroom 209	Ceiling	efflorsense, flaking paint				prior	prior	prior	7/15/19	7/19/19		7/22/19	800	20	0	0		
44	6250	1	2	209	Primary	Classroom 209	W1	flaking paint- door jam, chalkboard				prior	prior	prior	7/15/19	7/19/19		7/22/19	see above	see above	0	0		
45	6250	1	2	209	Primary	Classroom 209	W2	flaking paint				prior	prior	prior	7/15/19	7/19/19		7/22/19	see above	see above	0	0		
46	6250	1	2	209	Primary	Classroom 209	W3	flaking paint- radiator, pillars				prior	prior	prior	7/15/19	7/19/19		7/22/19	see above	see above	0	0		
47	6250	1	2	209	Primary	Classroom 209	W4	flaking paint- door jam				prior	prior	prior	7/15/19	7/19/19		7/22/19	see above	see above	0	0		
48	6250	1	2	210	Primary	Classroom 210	Ceiling	flaking paint				prior	prior	prior	7/15/19	7/19/19		7/20/19	800	20	0	0		
49	6250	1	2	210	Primary	Classroom 210	W1	flaking paint- door jam, near ceiling, chalkboard				prior	prior	prior	7/15/19	7/19/19		7/20/19	see above	see above	0	0		
50	6250	1	2	210	Primary	Classroom 210	W2	flaking paint				prior	prior	prior	7/15/19	7/19/19		7/20/19	see above	see above	0	0		
51	6250	1	2	210	Primary	Classroom 210	W3	flaking paint- radiator, right corner				prior	prior	prior	7/15/19	7/19/19		7/20/19	see above	see above	0	0		
52	6250	1	2	210	Primary	Classroom 210	W4	flaking paint				prior	prior	prior	7/15/19	7/19/19		7/20/19	see above	see above	0	0		
53	6250	2	2	215	Primary	Classroom 215	Ceiling	flaking paint				prior	prior	prior	7/5/19	7/5/19		7/7/19	400	20	0	0		
54	6250	2	2	215	Primary	Classroom 215	W3	flaking paint- radiator				prior	prior	prior	7/5/19	7/5/19		7/7/19	see above	see above	0	0		
55	6250	2	2	216	Primary	Classroom 216	Ceiling	flaking paint- circles in ceiling				prior	prior	prior	7/5/19	7/5/19		7/7/19	400	20	0	0		
56	6250	2	2	216	Primary	Classroom 216	W2	flaking paint- radiator				prior	prior	prior	7/5/19	7/5/19		7/7/19	see above	see above	0	0		
57	6250	2	2	217	Primary	Classroom 217	Ceiling	flaking paint- circles in ceiling				prior	prior	prior	7/5/19	7/5/19		7/8/19	400	20	0	0		
58	6250	2	2	218	Primary	Classroom 218	Ceiling	flaking paint- circles in ceiling				prior	prior	prior	7/14/19	7/14/19		7/16/19	400	15	0	0		
59	6250	2	2	218	Primary	Classroom 218	W4	flaking paint- near door				prior	prior	prior	7/14/19	7/14/19		7/16/19	see above	see above	0	0		
60	6250	1	2	200A	Student Restrooms - Female (4-12)	Girl's Restroom Across from Classroom 208	Ceiling	flaking paint				prior	prior	prior	6/17/19	6/17/19		6/19/19	200	5	1	yes	pass	
61	6250	1	2	2H2	Circulation (Hallway)	Hallway next to Classrooms 201 through 203	Ceiling	flaking paint				prior	prior	prior	6/29/19	6/30/19		7/1/19	1000	30	0	0		
62	6250	1	2	2H2	Circulation (Hallway)	Hallway next to Classrooms 201 through 203	W1	flaking paint				prior	prior	prior	6/29/19	6/30/19		7/1/19	see above	see above	0	0		
63	6250	1	2	2H2	Circulation (Hallway)	Hallway next to Classrooms 201 through 203	W2	flaking paint- corners of walls				prior	prior	prior	6/29/19	6/30/19		7/1/19	see above	see above	0	0		
64	6250	1	2	2H2	Circulation (Hallway)	Hallway next to Classrooms 201 through 203	W3	flaking paint				prior	prior	prior	6/29/19	6/30/19		7/1/19	see above	see above	0	0		
65	6250	1	2	H21	Circulation (Hallway)	Hallway next to Classrooms 204 through 207	W1	flaking paint				prior	prior	prior	7/24/19	7/26/19		7/29/19	1500	40	0	0		
66	6250	1	2	H21	Circulation (Hallway)	Hallway next to Classrooms 204 through 207	W2	flaking paint				prior	prior	prior	7/24/19	7/								

C.W. Henry ES
Oversight

Task ID	ULCS#	E l e m e n t	F l o o r	Space # (on Floor Plan)	Space Type	On Site Room Name	Component	Description of Paint and Plaster Damage (i.e. cracking, chipping, gouges, holes, flaking, spalling, efflorescence, significant moisture damage)	Date Mold DDC Issued	Date Asbestos DDC Issued	Miscellaneous Items (e.g. missing/stained ceiling tiles, steam leaks, missing lens covers, buckled floors etc.)	Date Notified Tom Sharer (FAC)	Pre-Cleaning Completed (date)	Contents Moved (date)	Work Area Prepped (date)	Surfaces Stabilized (date)	Contents Back in Place (date)	Final Inspection Approval and Photos (date)	Square Footage of Work Area	Number of Required RRP Wipes	Number of Colorimetric Wipes Used to Pass	Final Colorimetric Wipe Submitted for AAS Analysis (yes/no)	AAS Analysis Results	Other Notes or Comments
67	6250	1	2	H21	Circulation (Hallway)	Hallway next to Classrooms 204 through 207	W3	flaking paint				prior	prior	prior	7/24/19	7/26/19		7/29/19	see above	see above	0	0		
68	6250	1	2	H21	Circulation (Hallway)	Hallway next to Classrooms 204 through 207	W4	flaking paint				prior	prior	prior	7/24/19	7/26/19		7/29/19	see above	see above	0	0		
69	6250	2	2	3H2	Circulation (Hallway)	Hallway next to Classrooms 214 through 217	W1	flaking paint				prior	7/27/19	7/27/19	7/27/19	7/27/19		7/27/19	1200	30	0	0		
70	6250	2	2	3H2	Circulation (Hallway)	Hallway next to Classrooms 214 through 217	W2	flaking paint- next to room 215				prior	7/27/19	7/27/19	7/27/19	7/27/19		7/27/19	see above	see above	0	0		
71	6250	2	2	3H2	Circulation (Hallway)	Hallway next to Classrooms 214 through 217	W4	flaking paint				prior	7/27/19	7/27/19	7/27/19	7/27/19		7/27/19	see above	see above	0	0		
72	6250	1	2	205A	Restrooms, Staff - Male/Female	Staff Restroom in 2nd Floor Teacher's Lounge next to	Ceiling	chipped paint				prior	prior	prior	6/13/19	6/17/19		6/19/19	100	3	0	0		
73	6250	1	2	S26	Stairs	Stairs Next to Classroom 201	Ceiling	flaking paint				prior	8/14/19	8/14/19	8/14/19	8/14/19		8/17/19	1000	30	0	0		
74	6250	1	2	S26	Stairs	Stairs Next to Classroom 201	W2	flaking paint				prior	8/14/19	8/14/19	8/14/19	8/14/19		see above	see above	see above	0	0		
75	6250	1	2	S26	Stairs	Stairs Next to Classroom 201	W3	flaking paint				prior	8/14/19	8/14/19	8/14/19	8/14/19		see above	see above	see above		0		
76	6250	1	2	S26	Stairs	Stairs Next to Classroom 201	W4	flaking paint				prior	8/14/19	8/14/19	8/14/19	8/14/19		see above	see above	see above	0	0		
77	6250	1	2	S21	Stairs	Stairs Next to Classroom 204	W1	efflorsense, flaking paint				prior	7/27/19	7/27/19	7/27/19	8/1/19		8/3/19	800	20	0	0		
78	6250	1	2	S21	Stairs	Stairs Next to Classroom 204	W2	flaking paint				prior	7/27/19	7/27/19	7/27/19	8/1/19		8/3/19	see above	see above	0	0		
79	6250	1	2	S21	Stairs	Stairs Next to Classroom 204	W4	flaking paint, chipping paint				prior	7/27/19	7/27/19	7/27/19	8/1/19		8/3/19	see above	see above	0	0		
80	6250	1	2	S24	Stairs	Stairs Next to Classroom 208	W1	flaking paint, chipping paint				prior	7/24/19	7/24/19	7/24/19	7/27/19		7/29/19	600	15	0	0		
81	6250	1	2	S24	Stairs	Stairs Next to Classroom 208	W2	flaking paint, chipping paint				prior	7/24/19	7/24/19	7/24/19	7/27/19		7/29/19	see above	see above	0	0		
82	6250	1	2	S24	Stairs	Stairs Next to Classroom 208	W3	flaking paint				prior	7/24/19	7/24/19	7/24/19	7/27/19		7/29/19	see above	see above	0	0		
83	6250	1	2	S24	Stairs	Stairs Next to Classroom 208	W4	flaking paint- door jams, walls				prior	7/24/19	7/24/19	7/24/19	7/27/19		7/29/19	see above	see above	0	0		
84	6250	1	2	203A	Storage	Storage Closet outside Classroom 203	Ceiling	flaking paint				prior	prior	prior	6/20/19	6/21/19		6/21/19	200	5	0	0		
85	6250	1	2	203A	Storage	Storage Closet outside Classroom 203	Floor	holes				see above	see above	see above	see above	see above		see above	see above	see above	0	0		
86	6250	1	2	203A	Storage	Storage Closet outside Classroom 203	W1	flaking paint				see above	see above	see above	see above	see above		see above	see above	see above	0	0		
87	6250	1	2	203A	Storage	Storage Closet outside Classroom 203	W2	flaking paint				see above	see above	see above	see above	see above		see above	see above	see above	0	0		
88	6250	1	2	203A	Storage	Storage Closet outside Classroom 203	W3	flaking paint				see above	see above	see above	see above	see above		see above	see above	see above	0	0		
89	6250	1	2	203A	Storage	Storage Closet outside Classroom 203	W4	flaking paint				see above	see above	see above	see above	see above		see above	see above	see above	0	0		
90	6250	1	2	205	Teacher Lounge/Dining	Teacher's Lounge Next to Classroom 204	Ceiling	efflorsence, flaking paint				prior	prior	prior	6/13/19	6/17/19		6/19/19	400	10	0	0		
91	6250	1	2	205	Teacher Lounge/Dining	Teacher's Lounge Next to Classroom 204	W1	flaking paint- door jam, phone line box, top left corner				prior	prior	prior	6/13/19	6/17/19		6/19/19	see above	see above	0	0		
92	6250	1	2	205	Teacher Lounge/Dining	Teacher's Lounge Next to Classroom 204	W2	flaking paint				prior	prior	prior	6/13/19	6/17/19		6/19/19	see above	see above	0	0		
93	6250	1	2	205	Teacher Lounge/Dining	Teacher's Lounge Next to Classroom 204	W3	flaking paint				prior	prior	prior	6/13/19	6/17/19		6/19/19	see above	see above	0	0		
94	6250	1	1	H11	Circulation (Hallway)	1st Floor Hallways next to Classrooms 103 through 105	W3	flaking paint				prior	prior	prior	7/31/19	8/1/19		8/3/19	1000	30	0	0		
95	6250	1	1	H11	Circulation (Hallway)	1st Floor Hallways next to Classrooms 103 through 105	W4	flaking paint				prior	prior	prior	7/31/19	8/1/19		8/3/19	see above	see above	0	0		
96	6250	1	1	105L	Teacher Lounge/Dining	1st Floor Teacher's Lounge next to Nurse's office	Ceiling	flaking paint- above lights by door				prior	7/22/19	7/22/19	7/22/19	7/25/19		7/26/19	400	10	0	0		
97	6250	1	1	105L	Teacher Lounge/Dining	1st Floor Teacher's Lounge next to Nurse's office	W1	flaking paint- by outlets				prior	7/22/19	7/22/19	7/22/19	7/25/19		7/26/19	see above	see above	0	0		
98	6250	1	1	105L	Teacher Lounge/Dining	1st Floor Teacher's Lounge next to Nurse's office	W2	flaking paint				prior	7/22/19	7/22/19	7/22/19	7/25/19		7/26/19	see above	see above	0	0		
99	6250	1	1	105L	Teacher Lounge/Dining	1st Floor Teacher's Lounge next to Nurse's office	W3	flaking paint				prior	7/22/19	7/22/19	7/22/19	7/25/19		7/26/19	see above	see above	0	0		
100	6250	1	1	105L	Teacher Lounge/Dining	1st Floor Teacher's Lounge next to Nurse's office	W4	flaking paint				prior	7/22/19	7/22/19	7/22/19	7/25/19		7/26/19	see above	see above	0	0		
101	6250	1	1	103C	Auditorium	Auditorium	Ceiling	flaking paint- above window				prior	prior	prior	8/21/19	8/27/19		8/27/19	2000	50	5	yes	<10	
102	6250	1	1	103C	Auditorium	Auditorium	Floor	flaking paint- stage				prior	prior	prior	8/21/19	8/27/19		8/27/19	see above	see above	see above	see above	<10	
103	6250	1	1	103C	Auditorium	Auditorium	W1	flaking paint				prior	prior	prior	8/21/19	8/27/19		8/27/19	see above	see above	see above	see above		
104	6250	1	1	103C	Auditorium	Auditorium	W2	flaking paint				prior	prior	prior	8/21/19	8/27/19		8/27/19	see above	see above	see above	see above		
105	6250	1	1	103C	Auditorium	Auditorium	W3	flaking paint				prior	prior	prior	8/21/19	8/27/19		8/27/19	see above	see above	see above	see above		
106	6250	2	1	109A	Student Restrooms - Male (4-12)	Boy's Restroom 109A near Office 108A	Ceiling	flaking paint- corner of wall 1 + 2				prior	7/27/19	7/27/19	7/27/19	7/27/19		7/27/19	80	2	1	yes	<10	
107	6250	1	1	100	Student Restrooms - Male (4-12)	Boy's Restroom across from Classroom 105	Ceiling	flaking paint- by window				prior	prior	prior	6/26/19	6/27/19		6/28/19	80	2	1	yes	<10	
108	6250	1	1	101	Primary	Classroom 101	Ceiling	flaking paint- radiator pipes				prior	8/7/19	8/7/19	8/7/19	8/9/19		8/14/19	800	20	2	yes	<10	

C.W. Henry ES
Oversight

Task ID	ULCS#	E l e m e n t	F l o o r	Space # (on Floor Plan)	Space Type	On Site Room Name	Component	Description of Paint and Plaster Damage (i.e. cracking, chipping, gouges, holes, flaking, spalling, efflorescence, significant moisture damage)	Date Mold DDC Issued	Date Asbestos DDC Issued	Miscellaneous Items (e.g. missing/stained ceiling tiles, steam leaks, missing lens covers, buckled floors etc.)	Date Notified Tom Sharer (FAC)	Pre-Cleaning Completed (date)	Contents Moved (date)	Work Area Prepped (date)	Surfaces Stabilized (date)	Contents Back in Place (date)	Final Inspection Approval and Photos (date)	Square Footage of Work Area	Number of Required RRP Wipes	Number of Colorimetric Wipes Used to Pass	Final Colorimetric Wipe Submitted for AAS Analysis (yes/no)	AAS Analysis Results	Other Notes or Comments
109	6250	1	1	101	Primary	Classroom 101	W1	flaking paint				prior	8/7/19	8/7/19	8/7/19	8/9/19		8/14/19	see above	see above	see above	see above	see above	
110	6250	1	1	101	Primary	Classroom 101	W2	chipped paint- top left corner				prior	8/7/19	8/7/19	8/7/19	8/9/19		8/14/19	see above	see above	see above	see above	see above	
111	6250	1	1	101	Primary	Classroom 101	W3	flaking paint- radiator				prior	8/7/19	8/7/19	8/7/19	8/9/19		8/14/19	see above	see above	see above	see above	see above	
112	6250	1	1	101	Primary	Classroom 101	W4	flaking paint				prior	8/7/19	8/7/19	8/7/19	8/9/19		8/14/19	see above	see above	see above	see above	see above	
113	6250	1	1	101T	Student Restrooms - Male/Female (Classroom)	Classroom 101 Restroom	Ceiling	flaking paint				prior	7/27/19	7/27/19	7/27/19	7/27/19		7/27/19	60	2	1	yes		
114	6250	1	1	102	Primary	Classroom 102	Ceiling	flaking paint				prior	8/7/19	8/7/19	8/7/19	8/9/19		8/14/19	800	25	4	yes	<10	
115	6250	1	1	102	Primary	Classroom 102	W1	flaking paint				prior	8/7/19	8/7/19	8/7/19	8/9/19		8/14/19	see above	see above	see above	see above	see above	
116	6250	1	1	102	Primary	Classroom 102	W2	flaking paint				prior	8/7/19	8/7/19	8/7/19	8/9/19		8/14/19	see above	see above	see above	see above	see above	
117	6250	1	1	102	Primary	Classroom 102	W3	flaking paint- above windows				prior	8/7/19	8/7/19	8/7/19	8/9/19		8/14/19	see above	see above	see above	see above	see above	
118	6250	1	1	102	Primary	Classroom 102	W4	flaking paint				prior	8/7/19	8/7/19	8/7/19	8/9/19		8/14/19	see above	see above	see above	see above	see above	
119	6250	1	1	103	Primary	Classroom 103	Ceiling	flaking paint- pipes near window				prior	prior	prior	6/20/19	6/28/19		7/8/19	800	20	0	0		
120	6250	1	1	103	Primary	Classroom 103	Floor	flaking paint				see above	see above	see above	see above	see above		see above	see above	see above	0	0		
121	6250	1	1	103	Primary	Classroom 103	W1	flaking paint				see above	see above	see above	see above	see above		see above	see above	see above	0	0		
122	6250	1	1	103	Primary	Classroom 103	W2	flaking paint, efflorescence- corners				see above	see above	see above	see above	see above		see above	see above	see above	0	0		
123	6250	1	1	103	Primary	Classroom 103	W3	flaking paint				see above	see above	see above	see above	see above		see above	see above	see above	0	0		
124	6250	1	1	103	Primary	Classroom 103	W4	flaking paint				see above	see above	see above	see above	see above		see above	see above	see above	0	0		
125	6250	1	1	103C	Storage	Classroom 103 Coat Closet	Floor	flaking paint				prior	prior	prior	6/20/19	6/28/19		7/8/19	100	3	0	0		
126	6250	1	1	103C	Storage	Classroom 103 Coat Closet	W2	flaking paint, efflorescence				see above	see above	see above	see above	see above		see above	see above	see above	0	0		
127	6250	1	1	103C	Storage	Classroom 103 Coat Closet	W4	flaking paint				see above	see above	see above	see above	see above		see above	see above	see above	0	0		
128	6250	1	1	104	Primary	Classroom 104	Ceiling	flaking paint				prior	prior	prior	6/20/19	6/28/19		7/8/19	400	10	0	0		
129	6250	1	1	104	Primary	Classroom 104	Floor	flaking paint				see above	see above	see above	see above	see above		see above	see above	see above	0	0		
130	6250	1	1	104	Primary	Classroom 104	W1	flaking paint				see above	see above	see above	see above	see above		see above	see above	see above	0	0		
131	6250	1	1	104	Primary	Classroom 104	W2	chipping paint				see above	see above	see above	see above	see above		see above	see above	see above	0	0		
132	6250	1	1	104	Primary	Classroom 104	W3	flaking paint				see above	see above	see above	see above	see above		see above	see above	see above	0	0		
133	6250	1	1	104	Primary	Classroom 104	W4	flaking paint				see above	see above	see above	see above	see above		see above	see above	see above	0	0		
134	6250	1	1	104A	Storage	Classroom 104 Coat Closet	Ceiling	flaking paint				prior	prior	prior	6/20/19	6/28/19		7/8/19	100	3	0	0		
135	6250	1	1	104A	Storage	Classroom 104 Coat Closet	Floor	flaking paint				see above	see above	see above	see above	see above		see above	see above	see above	0	0		
136	6250	1	1	104A	Storage	Classroom 104 Coat Closet	W1	flaking paint				see above	see above	see above	see above	see above		see above	see above	see above	0	0		
137	6250	1	1	104A	Storage	Classroom 104 Coat Closet	W2	flaking paint				see above	see above	see above	see above	see above		see above	see above	see above	0	0		
138	6250	1	1	104A	Storage	Classroom 104 Coat Closet	W3	flaking paint				see above	see above	see above	see above	see above		see above	see above	see above	0	0		
139	6250	1	1	104A	Storage	Classroom 104 Coat Closet	W4	flaking paint				see above	see above	see above	see above	see above		see above	see above	see above	0	0		
140	6250	1	1	105	Primary	Classroom 105	Ceiling	flaking paint				prior	7/17/19	prior	7/17/19	7/20/19		7/22/19	600	15	0	0		
141	6250	1	1	105	Primary	Classroom 105	W3	flaking paint- window sills				prior	7/17/19	prior	7/17/19	7/20/19		7/22/19	see above	see above	0	0		
142	6250	1	1	105A	Storage	Classroom 105 Closet	Ceiling	flaking paint				prior	7/17/19	prior	7/17/19	7/20/19		7/22/19	80	4	0	0		
143	6250	1	1	105A	Storage	Classroom 105 Closet	W1	flaking paint				prior	7/17/19	prior	7/17/19	7/20/19		7/22/19	see above	see above	0	0		
144	6250	1	1	105A	Storage	Classroom 105 Closet	W2	flaking paint				prior	7/17/19	prior	7/17/19	7/20/19		7/22/19	see above	see above	0	0		
145	6250	1	1	105A	Storage	Classroom 105 Closet	W3	flaking paint				prior	7/17/19	prior	7/17/19	7/20/19		7/22/19	see above	see above	0	0		
146	6250	1	1	105A	Storage	Classroom 105 Closet	W4	flaking paint				prior	7/17/19	prior	7/17/19	7/20/19		7/22/19	see above	see above	0	0		
147	6250	1	1	106	Primary	Classroom 106	Ceiling	flaking paint				prior	7/16/19	prior	7/16/19	7/19/19		7/22/19	600	15	0	0		
148	6250	1	1	106	Primary	Classroom 106	W1	flaking paint, chipping paint- above chalk board				prior	7/16/19	prior	7/16/19	7/19/19		7/22/19	see above	see above	0	0		
149	6250	1	1	106	Primary	Classroom 106	W2	flaking paint- above doors				prior	7/16/19	prior	7/16/19	7/19/19		7/22/19	see above	see above	0	0		
150	6250	1	1	106	Primary	Classroom 106	W3	flaking paint- window wells, radiator				prior	7/16/19	prior	7/16/19	7/19/19		7/22/19	see above	see above	0	0		
151	6250	1	1	106	Primary	Classroom 106	W4	flaking paint- doors				prior	7/16/19	prior	7/16/19	7/19/19		7/22/19	see above	see above	0	0		
152	6250	1	1	106A	Storage	Classroom 106 Closet	Ceiling	flaking paint- top of right door				prior	7/16/19	prior	7/16/19	7/19/19		7/22/19	see above	see above	0	0		
153	6250	1	1	106A	Storage	Classroom 106 Closet	W1	flaking paint				prior	7/16/19	prior	7/16/19	7/19/19		7/22/19	80	6	0	0		
154	6250	1	1	106A	Storage	Classroom 106 Closet	W3	flaking paint				prior	7/16/19	prior	7/16/19	7/19/19		7/22/19	see above	see above	0	0		
155	6250	1	1	106A	Storage	Classroom 106 Closet	W4	flaking paint				prior	7/16/19	prior	7/16/19	7/19/19		7/22/19	see above	see above	0	0		
156	6250	2	1	108	Primary	Classroom 108	Ceiling	flaking paint- circles in ceiling				prior	8/3/19	prior	8/3/19	8/4/19		8/5/19	800	25	2	yes	<10	
157	6250	2	1	108	Primary	Classroom 108	W2	flaking paint				prior	8/3/19	prior	8/3/19	8/4/19		8/5/19	see above	see above	see above	see above	see above	
158	6250	2	1	108	Primary	Classroom 108	W4	flaking paint- above coat rack				prior	8/3/19	prior	8/3/19	8/4/19		8/5/19	see above	see above	see above	see above	see above	
159	6250	2	1	109	Primary	Classroom 109	Ceiling	flaking paint- circles in ceiling				prior	8/3/19	prior	8/3/19	8/4/19		8/5/19	800	30	2	yes	<10	
160	6250	2	1	109	Primary	Classroom 109	W2	flaking paint				prior	8/3/19	prior	8/3/19	8/4/19		8/5/19	see above	see above	see above	see above	see above	
161	6250	2	1	110	Primary	Classroom 110	Ceiling	flaking paint- circles in ceiling				prior	8/3/19	prior	8/3/19	8/4/19		8/5/19	800	30	2	yes	<10	
162	6250	2	1	110	Primary	Classroom 110	W1	flaking paint				prior	8/3/19	prior	8/3/19	8/4/19		8/5/19	see above	see above	see above	see above	see above	
163	6250	2	1	110	Primary	Classroom 110	W4	flaking paint				prior	8/3/19	prior	8/3/19	8/4/19		8/5/19	see above	see above	see above	see above	see above	
164	6250	1	1	103B	Administrative Office	Counselor's Office across from Classroom 106	Ceiling	flaking paint				prior	prior	prior	6/20/19	6/27/19		7/2/19	200	5	0	0		
165	6250	1	1	103B	Administrative Office	Counselor's Office across from Classroom 106	W2	flaking paint- corner of wall 1 + 2				see above	see above	see above	see above	see above		see above	see above	see above	0	0		
166	6250	1	1	103B	Administrative Office	Counselor's Office across from Classroom 106	W3	flaking paint				see above	see above	see above	see above	see above		see above	see above	see above	0	0		
167	6250	1	1	103B	Administrative Office	Counselor's Office across from Classroom 106	W4	flaking paint				see above	see above	see above	see above	see above		see above	see above	see above	0	0		
168	6250	1	1	114	Lobby	Entrance Foyer/Exterior Stairs at Greene and Carpenter St Entrance	Ceiling	flaking paint				prior	7/23/19	7/23/19	7/23/19	7/24/19		7/29/19	80	4	0	0		
169	6250	1	1	114	Lobby	Entrance Foyer/Exterior Stairs at Greene and Carpenter St Entrance	W1	flaking paint- around entrance door				prior	7/23/19	7/23/19	7/23/19	7/24/19		7/29/19	see above	see above	0	0		
170	6250	1	1	114	Lobby	Entrance Foyer/Exterior Stairs at Greene and Carpenter St Entrance	W2	flaking paint- around stair door				prior	7/23/19	7/23/19	7/23/19	7/24/19		7/29/19	see above	see above	0	0		

C.W. Henry ES
Oversight

Task ID	ULCS#	E l e m e n t	F l o o r	Space # (on Floor Plan)	Space Type	On Site Room Name	Component	Description of Paint and Plaster Damage (i.e. cracking, chipping, gouges, holes, flaking, spalling, efflorescence, significant moisture damage)	Date Mold DDC Issued	Date Asbestos DDC Issued	Miscellaneous Items (e.g. missing/stained ceiling tiles, steam leaks, missing lens covers, buckled floors etc.)	Date Notified Tom Sharer (FAC)	Pre-Cleaning Completed (date)	Contents Moved (date)	Work Area Prepped (date)	Surfaces Stabilized (date)	Contents Back in Place (date)	Final Inspection Approval and Photos (date)	Square Footage of Work Area	Number of Required RRP Wipes	Number of Colorimetric Wipes Used to Pass	Final Colorimetric Wipe Submitted for AAS Analysis (yes/no)	AAS Analysis Results	Other Notes or Comments
171	6250	1	1	114	Lobby	Entrance Foyer/Exterior Stairs at Greene and Carpenter St Entrance	W3	flaking paint- around radiator				prior	7/23/19	7/23/19	7/23/19	7/24/19		7/29/19	see above	see above	0	0		
172	6250	1	1	114	Lobby	Entrance Foyer/Exterior Stairs at Greene and Carpenter St Entrance	W4	flaking paint				prior	7/23/19	7/23/19	7/23/19	7/24/19		7/29/19	see above	see above	0	0		
173	6250	1	1	100A	Student Restrooms - Female (4-12)	Girl's Restroom Across from Classroom 105	Ceiling	flaking paint				prior	prior	prior	6/26/19	6/27/19		6/28/19	80	2	1	<10		
174	6250	1	1	1H2	Circulation (Hallway)	Hallway between Auditorium and Classroom 102	Ceiling	flaking paint- near pipes				prior	8/7/19	8/7/19	8/7/19	8/9/19		8/10/19	1000	30	0	0		
175	6250	1	1	1H2	Circulation (Hallway)	Hallway between Auditorium and Classroom 102	W1	flaking paint				prior	8/7/19	8/7/19	8/7/19	8/9/19		8/10/19	see above	see above	0	0		
176	6250	1	1	1H2	Circulation (Hallway)	Hallway between Auditorium and Classroom 102	W3	flaking paint				prior	8/7/19	8/7/19	8/7/19	8/9/19		8/10/19	see above	see above	0	0		
177	6250	2	1	3H1	Circulation (Hallway)	Hallway near Classroom 109 through Office 108A	W1	flaking paint				prior	7/27/19	7/27/19	7/27/19	7/27/19		7/29/19	1200	30	0	0		
178	6250	2	1	3H1	Circulation (Hallway)	Hallway near Classroom 109 through Office 108A	W2	flaking paint- next to room 108				prior	7/27/19	7/27/19	7/27/19	7/27/19		7/29/19	see above	see above	0	0		
179	6250	2	1	3H1	Circulation (Hallway)	Hallway near Classroom 109 through Office 108A	W4	flaking paint- next to room 108				prior	7/27/19	7/27/19	7/27/19	7/27/19		7/29/19	see above	see above	0	0		
180	6250	1	1	105B	Lockers - Female	Lockers outside of 1st Floor Counselor's Office	Ceiling	flaking paint				prior	7/23/19	prior	7/23/19	7/24/19		7/26/19	80	4	0	0		
181	6250	1	1	105B	Lockers - Female	Lockers outside of 1st Floor Counselor's Office	W1	flaking paint				prior	7/23/19	prior	7/23/19	7/24/19		7/26/19	see above	see above	0	0		
182	6250	1	1	105B	Lockers - Female	Lockers outside of 1st Floor Counselor's Office	W2	flaking paint				prior	7/23/19	prior	7/23/19	7/24/19		7/26/19	see above	see above	0	0		
183	6250	1	1	105B	Lockers - Female	Lockers outside of 1st Floor Counselor's Office	W4	flaking paint				prior	7/23/19	prior	7/23/19	7/24/19		7/26/19	see above	see above	0	0		
184	6250	1	1	107	Administrative Office	Main Office	Ceiling	flaking paint- above window + wall 2				prior	7/22/19	prior	7/22/19	7/25/19		7/26/19	400	10	0	0		
185	6250	1	1	107	Administrative Office	Main Office	W1	holes				prior	7/22/19	prior	7/22/19	7/25/19		7/26/19	see above	see above	0	0		
186	6250	1	1	107	Administrative Office	Main Office	W2	chipped paint- above dutch door				prior	7/22/19	prior	7/22/19	7/25/19		7/26/19	see above	see above	0	0		
187	6250	1	1	107	Administrative Office	Main Office	W3	flaking paint- window sills				prior	7/22/19	prior	7/22/19	7/25/19		7/26/19	see above	see above	0	0		
188	6250	1	1	113T	Restrooms, Staff - Male	Men's Restroom in Stairwell near Classroom 104	Ceiling	flaking paint				prior	7/22/19	prior	7/22/19	7/23/19		7/24/19	80	2	0	0		
189	6250	1	1	103A	Administrative Office	Nurse's Front Office	Ceiling	flaking paint				prior	7/25/19	prior	7/25/19	7/27/19		7/30/19	200	10	1	yes	<10	
190	6250	1	1	104A	Restrooms, Staff - Male/Female	Nurse's Office Restroom	Ceiling	flaking paint				prior	7/25/19	prior	7/25/19	7/27/19		7/30/19	50	4	1	yes	<10	
191	6250	1	1	105A	Storage	Nurse's Office Storage Room	Ceiling	flaking paint				prior	7/25/19	prior	7/25/19	7/27/19		7/30/19	50	4	0	0		
192	6250	1	1	105A	Storage	Nurse's Office Storage Room	W1	flaking paint				prior	7/25/19	prior	7/25/19	7/27/19		7/30/19	see above	see above	0	0		
193	6250	1	1	105A	Storage	Nurse's Office Storage Room	W3	holes				prior	7/25/19	prior	7/25/19	7/27/19		7/30/19	see above	see above	0	0		
194	6250	1	1	105A	Storage	Nurse's Office Storage Room	W4	flaking paint				prior	7/25/19	prior	7/25/19	7/27/19		7/30/19	see above	see above	0	0		
195	6250	2	1	108A	Administrative Office	Office 108-A	W3	flaking paint				no RRP work	no RRP work	no RRP work	no RRP work	no RRP work	no RRP work	no RRP work	no RRP work	no RRP work	no RRP work	no RRP work		
196	6250	1	1	113	Administrative Office	Office in Stairwell next to Classroom 104	Ceiling	flaking paint				prior	8/8/19	prior	8/8/19	8/9/19		8/15/19	200	10	0	0		
197	6250	1	1	113	Administrative Office	Office in Stairwell next to Classroom 104	W1	flaking paint				prior	8/8/19	prior	8/8/19	8/9/19		8/15/19	see above	see above	0	0		
198	6250	1	1	113	Administrative Office	Office in Stairwell next to Classroom 104	W2	flaking paint				prior	8/8/19	prior	8/8/19	8/9/19		8/15/19	see above	see above	0	0		
199	6250	1	1	113	Administrative Office	Office in Stairwell next to Classroom 104	W3	flaking paint				prior	8/8/19	prior	8/8/19	8/9/19		8/15/19	see above	see above	0	0		
200	6250	1	1	113	Administrative Office	Office in Stairwell next to Classroom 104	W4	flaking paint				prior	8/8/19	prior	8/8/19	8/9/19		8/15/19	see above	see above	0	0		
201	6250	1	1	107B	Restrooms, Staff - Male/Female	Principal's Office Restroom	W3	flaking paint- right of window				prior	7/22/19	prior	7/22/19	7/26/19		7/27/19	80	2	0	0		
202	6250	1	1	107A	Storage	Principal's Office Storage Closet	Ceiling	No Access				prior	7/22/19	prior	7/22/19	7/26/19		7/27/19	80	4	0	0		
203	6250	1	1	107A	Storage	Principal's Office Storage Closet	Floor	No Access				prior	7/22/19	prior	7/22/19	7/26/19		7/27/19	see above	see above	0	0		
204	6250	1	1	107A	Storage	Principal's Office Storage Closet	W1	No Access				prior	7/22/19	prior	7/22/19	7/26/19		7/27/19	see above	see above	0	0		
205	6250	1	1	107A	Storage	Principal's Office Storage Closet	W2	No Access				prior	7/22/19	prior	7/22/19	7/26/19		7/27/19	see above	see above	0	0		
206	6250	1	1	107A	Storage	Principal's Office Storage Closet	W3	No Access				prior	7/22/19	prior	7/22/19	7/26/19		7/27/19	see above	see above	0	0		
207	6250	1	1	107A	Storage	Principal's Office Storage Closet	W4	No Access				prior	7/22/19	prior	7/22/19	7/26/19		7/27/19	see above	see above	0	0		
208	6250	1	1	104	Administrative Office	Rear Nurse's Office with Windows	Ceiling	flaking paint				prior	7/25/19	prior	7/25/19	7/27/19		7/30/19	200	8	2	yes	<10	
209	6250	1	1	107B	Mechanical Room	Server Room Across from Classroom 102	Ceiling	flaking paint			Not doing per Mario Tamborello													
210	6250	1	1	107B	Mechanical Room	Server Room Across from Classroom 102	W1	flaking paint			Not doing per Mario Tamborello													

C.W. Henry ES
Oversight

Task ID	ULCS#	E l e m e n t	F l o o r	Space # (on Floor Plan)	Space Type	On Site Room Name	Component	Description of Paint and Plaster Damage (i.e. cracking, chipping, gouges, holes, flaking, spalling, efflorescence, significant moisture damage)	Date Mold DDC Issued	Date Asbestos DDC Issued	Miscellaneous Items (e.g. missing/stained ceiling tiles, steam leaks, missing lens covers, buckled floors etc.)	Date Notified Tom Sharer (FAC)	Pre-Cleaning Completed (date)	Contents Moved (date)	Work Area Prepped (date)	Surfaces Stabilized (date)	Contents Back in Place (date)	Final Inspection Approval and Photos (date)	Square Footage of Work Area	Number of Required RRP Wipes	Number of Colorimetric Wipes Used to Pass	Final Colorimetric Wipe Submitted for AAS Analysis (yes/no)	AAS Analysis Results	Other Notes or Comments
211	6250	1	1	107B	Mechanical Room	Server Room Across from Classroom 102	W2	flaking paint			Not doing per Mario Tamborello													
212	6250	1	1	107B	Mechanical Room	Server Room Across from Classroom 102	W3	flaking paint			Not doing per Mario Tamborello													
213	6250	1	1	107B	Mechanical Room	Server Room Across from Classroom 102	W4	flaking paint			Not doing per Mario Tamborello													
214	6250	1	1	112Z	Restrooms, Staff - Male/Female	Staff Restroom in 1st Floor Teacher's	Ceiling	flaking paint				prior	prior	7/23/19	7/23/19	7/26/19		7/26/19	40	3	0	0		
215	6250	1	1	S11	Stairs	Stairs /Foyer at Visitor Entrance	Floor	flaking paint- stairs up to the first floor				prior	7/26/19	7/26/19	7/26/19	7/27/19		8/2/19	200	8	0	0		
216	6250	1	1	S11	Stairs	Stairs /Foyer at Visitor Entrance	W1	flaking paint				prior	7/26/19	7/26/19	7/26/19	7/27/19		8/2/19	see above	see above	0	0		
217	6250	1	1	S11	Stairs	Stairs /Foyer at Visitor Entrance	W3	flaking paint- top of foyer near left door				prior	7/26/19	7/26/19	7/26/19	7/27/19		8/2/19	see above	see above	0	0		
218	6250	1	1	S11	Stairs	Stairs /Foyer at Visitor Entrance	W4	flaking paint				prior	7/26/19	7/26/19	7/26/19	7/27/19		8/2/19	see above	see above	0	0		
219	6250	1	1	S18	Stairs	Stairs Next to Addition	W2	flaking paint				prior	8/14/19	8/14/19	8/14/19	8/14/19		8/16/19	1000	30	0	0		
220	6250	1	1	S18	Stairs	Stairs Next to Addition	W4	flaking paint				prior	8/14/19	8/14/19	8/14/19	8/14/19		8/16/19	see above	see above	0	0		
221	6250	1	1	S110	Stairs	Stairs to Left of Auditorium	W1	flaking paint				prior	8/7/19	8/7/19	8/7/19	8/8/19		8/10/19	400	15	0	0		
222	6250	1	1	S110	Stairs	Stairs to Left of Auditorium	W2	flaking paint				prior	8/7/19	8/7/19	8/7/19	8/8/19		8/10/19	see above	see above	0	0		
223	6250	1	1	S110	Stairs	Stairs to Left of Auditorium	W3	flaking paint				prior	8/7/19	8/7/19	8/7/19	8/8/19		8/10/19	see above	see above	0	0		
224	6250	1	1	S110	Stairs	Stairs to Left of Auditorium	W4	flaking paint				prior	8/7/19	8/7/19	8/7/19	8/8/19		8/10/19	see above	see above	0	0		
225	6250	2	1	108B	Storage	Storage Closet in Classroom 108	W1	flaking paint				prior	8/3/19	8/3/19	8/3/19	8/3/19		8/5/19	40	5	1	yes	<10	
226	6250	1	1	103T	Student Restrooms - Male/Female	Student Restroom in Auditorium	Ceiling	flaking paint				prior	8/1/19	8/1/19	8/1/19	8/13/19		8/15/19	80	4	1	yes	<10	
227	6250	1	1	103X	Restrooms, Staff - Female	Women's Restroom next to Auditorium	Ceiling	No Access				prior	prior	prior	7/27/19	7/27/19		7/27/19	40	2	0	0		
228	6250	1	1	103X	Restrooms, Staff - Female	Women's Restroom next to Auditorium	Floor	No Access				prior	prior	prior	7/27/19	7/27/19		7/27/19	see above	see above	0	0		
229	6250	1	1	103X	Restrooms, Staff - Female	Women's Restroom next to Auditorium	W1	No Access				prior	prior	prior	7/27/19	7/27/19		7/27/19	see above	see above	0	0		
230	6250	1	1	103X	Restrooms, Staff - Female	Women's Restroom next to Auditorium	W2	No Access				prior	prior	prior	7/27/19	7/27/19		7/27/19	see above	see above	0	0		
231	6250	1	1	103X	Restrooms, Staff - Female	Women's Restroom next to Auditorium	W3	No Access				prior	prior	prior	7/27/19	7/27/19		7/27/19	see above	see above	0	0		
232	6250	1	1	103X	Restrooms, Staff - Female	Women's Restroom next to Auditorium	W4	No Access				prior	prior	prior	7/27/19	7/27/19		7/27/19	see above	see above	0	0		
233	6250	1	0	12	Cafeteria	Cafeteria	Ceiling	holes- near pipe flaking paint- above windows				prior	prior	prior	8/21/19	8/21/19		8/22/19	800	20	2	yes	10.29	
234	6250	1	0	12	Cafeteria	Cafeteria	W1	flaking paint				prior	prior	prior	8/21/19	8/21/19		8/22/19	see above	see above	see above	see above		
235	6250	1	0	12	Cafeteria	Cafeteria	W2	flaking paint				prior	prior	prior	8/21/19	8/21/19		8/22/19	see above	see above	see above	see above		
236	6250	1	0	12	Cafeteria	Cafeteria	W3	flaking paint				prior	prior	prior	8/21/19	8/21/19		8/22/19	see above	see above	see above	see above		
237	6250	1	0	12	Cafeteria	Cafeteria	W4	flaking paint				prior	prior	prior	8/21/19	8/21/19		8/22/19	see above	see above	see above	see above		
238	6250	1	0	B4	Primary	Classroom B4	Ceiling	flaking paint, efflorescence				prior	7/3/19	prior	7/3/19	7/8/19		7/23/19	600	15	1	yes	15.96	
239	6250	1	0	B4	Primary	Classroom B4	W1	flaking paint				prior	7/3/19	prior	7/3/19	7/8/19		7/23/19	see above	see above	see above	see above	see above	
240	6250	1	0	B4	Primary	Classroom B4	W2	flaking paint- radiator, wall, pipes				prior	7/3/19	prior	7/3/19	7/8/19		7/23/19	see above	see above	see above	see above	see above	
241	6250	1	0	B4	Primary	Classroom B4	W3	flaking paint, efflorescence				prior	7/3/19	prior	7/3/19	7/8/19		7/23/19	see above	see above	see above	see above	see above	
242	6250	1	0	B4	Primary	Classroom B4	W4	flaking paint				prior	7/3/19	prior	7/3/19	7/8/19		7/23/19	see above	see above	see above	see above	see above	
243	6250	1	0	001B	Storage	Classroom B4 Storage	Ceiling	flaking paint				prior	8/8/19	8/8/19	8/8/19	8/9/19		8/12/19	400	20	0	0		
244	6250	1	0	001B	Storage	Classroom B4 Storage	W1	flaking paint				prior	8/8/19	8/8/19	8/8/19	8/9/19		8/12/19	see above	see above	0	0		
245	6250	1	0	001B	Storage	Classroom B4 Storage	W2	flaking paint- above window				prior	8/8/19	8/8/19	8/8/19	8/9/19		8/12/19	see above	see above	0	0		
246	6250	1	0	001B	Storage	Classroom B4 Storage	W3	flaking paint				prior	8/8/19	8/8/19	8/8/19	8/9/19		8/12/19	see above	see above	0	0		
247	6250	1	0	001B	Storage	Classroom B4 Storage	W4	flaking paint				prior	8/8/19	8/8/19	8/8/19	8/9/19		8/12/19	see above	see above	0	0		
248	6250	1	0	6	Primary	Classroom B6 Music Room	W1	flaking paint- beam			ceiling tile	prior	prior	prior	7/3/19	7/9/19		7/10/19	400	10	1	yes	<10	missing ceiling tile wall 2
249	6250	1	0	6	Primary	Classroom B6 Music Room	W2	flaking paint			ceiling tile	prior	prior	prior	7/3/19	7/9/19		7/10/19	see above	see above	see above	yes	see above	missing ceiling tile wall 2
250	6250	1	0	6	Primary	Classroom B6 Music Room	W3	flaking paint- near window			ceiling tile	prior	prior	prior	7/3/19	7/9/19		7/10/19	see above	see above	see above	yes	see above	missing ceiling tile wall 2
251	6250	1	0	1C	Student Restrooms - Male (4-12)	Girl's Restroom next to Classroom B4	Ceiling	hole- near pipes				prior	prior	prior	7/24/19	7/24/19		7/27/19	80	2	1	yes	<10	Change Asbestos inspection log to Boy's
252	6250	1	0	1A	Student Restrooms - Female (4-12)	Girl's Restroom next to Classroom B4	Ceiling	flaking paint				prior	prior	prior	7/26/19	7/26/19		7/27/19	80	2	1	yes	<10	
253	6250	1	0	8A	Administrative Office	Gym Teacher's Office in Gym	Ceiling	flaking paint, holes				prior	7/26/19	prior	7/26/19	7/26/19		8/1/19	200	15	0	0		
254	6250	1	0	8A	Administrative Office	Gym Teacher's Office in Gym	W1	flaking paint				prior	7/26/19	prior	7/26/19	7/26/19		8/1/19	see above	see above	0	0		
255	6250	1	0	8A	Administrative Office	Gym Teacher's Office in Gym	W2	flaking paint				prior	7/26/19	prior	7/26/19	7/26/19		8/1/19	see above	see above	0	0		
256	6250	1	0	8A	Administrative Office	Gym Teacher's Office in Gym	W3	flaking paint				prior	7/26/19	prior	7/26/19	7/26/19		8/1/19	see above	see above	0	0		
257	6250	1	0	8	Gymnasium - Intermediate Middle	Gymnasium	Ceiling	flaking paint				prior	prior	prior	8/10/19	8/13/19		8/15/19	3000	70	8	yes	<10	
258	6250	1	0	8	Gymnasium - Intermediate Middle	Gymnasium	W1	flaking paint				prior	prior	prior	8/10/19	8/13/19		8/15/19	see above	see above	see above	see above		
259	6250	1	0	8	Gymnasium - Intermediate Middle	Gymnasium	W2	flaking paint- above windows				prior	prior	prior	8/10/19	8/13/19		8/15/19	see above	see above	see above	see above		
260	6250	1	0	8	Gymnasium - Intermediate Middle	Gymnasium	W3	flaking paint				prior	prior	prior	8/10/19	8/13/19		8/15/19	see above	see above	see above	see above		
261	6250	1	0	8	Gymnasium - Intermediate Middle	Gymnasium	W4	flaking paint				prior	prior	prior	8/10/19	8/13/19		8/15/19	see above	see above	see above	see above		
262	6250	1	0	H01	Circulation (Hallway)	Hallway near Classroom B4 and Cafeteria areas	Ceiling	flaking paint- pipes and ceiling				prior	8/5/16	prior	8/5/16	8/7/19		8/10/19	1000	30	0	0		

C.W. Henry ES
Oversight

Task ID	ULCS#	E l e m e n t	F l o o r	Space # (on Floor Plan)	Space Type	On Site Room Name	Component	Description of Paint and Plaster Damage (i.e. cracking, chipping, gouges, holes, flaking, spalling, efflorescence, significant moisture damage)	Date Mold DDC Issued	Date Asbestos DDC Issued	Miscellaneous Items (e.g. missing/stained ceiling tiles, steam leaks, missing lens covers, buckled floors etc.)	Date Notified Tom Sharer (FAC)	Pre-Cleaning Completed (date)	Contents Moved (date)	Work Area Prepped (date)	Surfaces Stabilized (date)	Contents Back in Place (date)	Final Inspection Approval and Photos (date)	Square Footage of Work Area	Number of Required RRP Wipes	Number of Colorimetric Wipes Used to Pass	Final Colorimetric Wipe Submitted for AAS Analysis (yes/no)	AAS Analysis Results	Other Notes or Comments
263	6250	1	0	H01	Circulation (Hallway)	Hallway near Classroom B4 and Cafeteria areas	W1	flaking paint				prior	8/5/16	prior	8/5/16	8/7/19		8/10/19	see above	see above	0	0		
264	6250	1	0	H01	Circulation (Hallway)	Hallway near Classroom B4 and Cafeteria areas	W2	flaking paint- near pipes				prior	8/5/16	prior	8/5/16	8/7/19		8/10/19	see above	see above	0	0		
265	6250	1	0	H01	Circulation (Hallway)	Hallway near Classroom B4 and Cafeteria areas	W3	flaking paint				prior	8/5/16	prior	8/5/16	8/7/19		8/10/19	see above	see above	0	0		
266	6250	1	0	H2	Circulation (Hallway)	Hallway next to Music Classroom and Gym	W1	flaking paint, holes- near pipe				prior	8/10/19	prior	8/10/19	8/12/19		8/14/19	1000	30	0	0		
267	6250	1	0	H2	Circulation (Hallway)	Hallway next to Music Classroom and Gym	W3	flaking paint				prior	8/10/19	prior	8/10/19	8/12/19		8/14/19	see above	see above	0	0		
268	6250	1	0	H2	Circulation (Hallway)	Hallway next to Music Classroom and Gym	W4	flaking paint				prior	8/10/19	prior	8/10/19	8/12/19		8/14/19	see above	see above	0	0		
269	6250	1	0	5A	Storage	Home and School Storage Closet next to Gymnasium	Ceiling	No access				prior	7/25/19	prior	7/26/19	7/27/19		7/30/19	250	10	0	0		
270	6250	1	0	5A	Storage	Home and School Storage Closet next to Gymnasium	Floor	No access				prior	7/25/19	prior	7/26/19	7/27/19		7/30/19	see above	see above	0	0		
271	6250	1	0	5A	Storage	Home and School Storage Closet next to Gymnasium	W1	No access				prior	7/25/19	prior	7/26/19	7/27/19		7/30/19	see above	see above	0	0		
272	6250	1	0	5A	Storage	Home and School Storage Closet next to Gymnasium	W2	No access				prior	7/25/19	prior	7/26/19	7/27/19		7/30/19	see above	see above	0	0		
273	6250	1	0	5A	Storage	Home and School Storage Closet next to Gymnasium	W3	No access				prior	7/25/19	prior	7/26/19	7/27/19		7/30/19	see above	see above	0	0		
274	6250	1	0	5A	Storage	Home and School Storage Closet next to Gymnasium	W4	No access				prior	7/25/19	prior	7/26/19	7/27/19		7/30/19	see above	see above	0	0		
275	6250	1	0	6A	Kitchen	Kitchen	Ceiling	flaking paint- above pipes near				prior	prior	prior	7/26/19	7/28/19		7/30/19	250	10	0	0		
276	6250	1	0	6A	Kitchen	Kitchen	W1	flaking paint				prior	prior	prior	7/26/19	7/28/19		7/30/19	see above	see above	0	0		
277	6250	1	0	6A	Kitchen	Kitchen	W3	flaking paint- near fridge				prior	prior	prior	7/26/19	7/28/19		7/30/19	see above	see above	0	0		
278	6250	1	0	6A	Kitchen	Kitchen	W4	flaking paint- near duct				prior	prior	prior	7/26/19	7/28/19		7/30/19	see above	see above	0	0		
279	6250	1	0	S06	Stairs	Stairs in front of Gym to exterior	Ceiling	holes- near pipes				prior	8/10/19	8/10/19	8/10/19	8/10/19		8/12/19	400	12	0	0		
280	6250	1	0	S06	Stairs	Stairs in front of Gym to exterior	Floor	flaking paint				prior	8/10/19	8/10/19	8/10/19	8/10/19		8/12/19	see above	see above	0	0		
281	6250	1	0	S06	Stairs	Stairs in front of Gym to exterior	W1	flaking paint- above exit door				prior	8/10/19	8/10/19	8/10/19	8/10/19		8/12/19	see above	see above	0	0		
282	6250	1	0	S06	Stairs	Stairs in front of Gym to exterior	W2	flaking paint				prior	8/10/19	8/10/19	8/10/19	8/10/19		8/12/19	see above	see above	0	0		
283	6250	1	0	S06	Stairs	Stairs in front of Gym to exterior	W4	flaking paint- rail				prior	8/10/19	8/10/19	8/10/19	8/10/19		8/12/19	see above	see above	0	0		
284	6250	1	0	S08	Stairs	Stairs in Gym adjacent to Gym Office	W1	flaking paint				prior	8/10/19	8/10/19	8/10/19	8/10/19		8/12/19	400	15	0	0		
285	6250	1	0	S08	Stairs	Stairs in Gym adjacent to Gym Office	W3	flaking paint				prior	8/10/19	8/10/19	8/10/19	8/10/19		8/12/19	see above	see above	0	0		
286	6250	1	0	S08	Stairs	Stairs in Gym adjacent to Gym Office	W4	flaking paint				prior	8/10/19	8/10/19	8/10/19	8/10/19		8/12/19	see above	see above	0	0		
287	6250	1	0	S01	Stairs	Stairs Next to Cafeteria in Basement	Ceiling	flaking paint- below stairs				prior	8/14/19	8/14/19	8/14/19	8/16/19		8/18/19	1000	30	0	0		
288	6250	1	0	S01	Stairs	Stairs Next to Cafeteria in Basement	W2	flaking paint				prior	8/14/19	8/14/19	8/14/19	8/14/19		8/15/19	600	20	0	0		
289	6250	1	0	S01	Stairs	Stairs Next to Cafeteria in Basement	W3	flaking paint- behind pipes				prior	8/14/19	8/14/19	8/14/19	8/14/19		8/15/19	see above	see above	0	0		
290	6250	1	0	S01	Stairs	Stairs Next to Cafeteria in Basement	W4	flaking paint				prior	8/14/19	8/14/19	8/14/19	8/14/19		8/15/19	see above	see above	0	0		
291	6250	1	0	S4	Stairs	Stairs Next to Classroom B4	W1	flaking paint				prior	7/23/19	prior	7/23/19	7/26/19		7/27/19	800	20	0	0		
292	6250	1	0	S4	Stairs	Stairs Next to Classroom B4	W3	flaking paint				prior	7/23/19	prior	7/23/19	7/26/19		7/27/19	see above	see above	0	0		
293	6250	1	0	S4	Stairs	Stairs Next to Classroom B4	W4	flaking paint- handrail				prior	7/23/19	prior	7/23/19	7/26/19		7/27/19	see above	see above	0	0		
294	6250	1	0	S07	Stairs	Stairs to Left of Classroom B6 near rear of Gym	W1	flaking paint- handrail				prior	7/24/19	7/27/19	7/27/19	7/27/19		7/29/19	800	30	0	0		
295	6250	1	0	S07	Stairs	Stairs to Left of Classroom B6 near rear of Gym	W3	flaking paint				prior	7/24/19	7/27/19	7/27/19	7/27/19		7/29/19	see above	see above	0	0		
296	6250	1	0	4A	Storage	Storage Room next to Boiler Room Rear	Ceiling	flaking paint			Not doing per Mario Tamborello													
297	6250	1	0	4A	Storage	Storage Room next to Boiler Room Rear	W1	flaking paint			Not doing per Mario Tamborello													
298	6250	1	0	4A	Storage	Storage Room next to Boiler Room Rear	W2	flaking paint			Not doing per Mario Tamborello													
299	6250	1	0	4A	Storage	Storage Room next to Boiler Room Rear	W3	flaking paint			Not doing per Mario Tamborello													
300	6250	1	0	B5A	Storage	Storage Room next to Classroom B5	Ceiling	flaking paint				prior	8/6/19	prior	8/6/19	8/7/19		8/12/19	400	15	0	0		
301	6250	1	0	B5A	Storage	Storage Room next to Classroom B5	W2	flaking paint				prior	8/6/19	prior	8/6/19	8/7/19		8/12/19	see above	see above	0	0		
302	6250	1	0	B5A	Storage	Storage Room next to Classroom B5	W3	No access				prior	8/6/19	prior	8/6/19	8/7/19		8/12/19	see above	see above	0	0		
303	6250	1	0	B5A	Storage	Storage Room next to Classroom B5	W4	flaking paint				prior	8/6/19	prior	8/6/19	8/7/19		8/12/19	see above	see above	0	0		
304				111	classroom	111	floor	n/a				prior	7/22/19	prior	7/22/19	7/23/19		7/26/19	600	18	0	0		
305				111	classroom	111	ceiling	n/a				prior	7/22/19	prior	7/22/19	7/23/19		7/26/19	see above	see above	0	0		

C.W. Henry ES
Oversight

Task ID	ULCS#	E l e m e n t	F l o o r	Space # (on Floor Plan)	Space Type	On Site Room Name	Component	Description of Paint and Plaster Damage (i.e. cracking, chipping, gouges, holes, flaking, spalling, efflorescence, significant moisture damage)	Date Mold DDC Issued	Date Asbestos DDC Issued	Miscellaneous Items (e.g. missing/stained ceiling tiles, steam leaks, missing lens covers, buckled floors etc.)	Date Notified Tom Sharer (FAC)	Pre-Cleaning Completed (date)	Contents Moved (date)	Work Area Prepped (date)	Surfaces Stabilized (date)	Contents Back in Place (date)	Final Inspection Approval and Photos (date)	Square Footage of Work Area	Number of Required RRP Wipes	Number of Colorimetric Wipes Used to Pass	Final Colorimetric Wipe Submitted for AAS Analysis (yes/no)	AAS Analysis Results	Other Notes or Comments
306				111	classroom	111	w1	cracking				prior	7/22/19	prior	7/22/19	7/23/19		7/26/19	see above	see above	0	0		
307				111	classroom	111	w2	holes				prior	7/22/19	prior	7/22/19	7/23/19		7/26/19	see above	see above	0	0		
308				111	classroom	111	w3	flaking				prior	7/22/19	prior	7/22/19	7/23/19		7/26/19	see above	see above	0	0		
309				111	classroom	111	w4	cracking				prior	7/22/19	prior	7/22/19	7/23/19		7/26/19	see above	see above	0	0		
310				111c	storage	111 storage	floor	n/a				prior	7/22/19	prior	7/22/19	7/23/19		7/26/19	200	6	0	0		
311				111c	storage	111 storage	ceiling	n/a				prior	7/22/19	prior	7/22/19	7/23/19		7/26/19	see above	see above	0	0		
312				111c	storage	111 storage	w1	n/a				prior	7/22/19	prior	7/22/19	7/23/19		7/26/19	see above	see above	0	0		
313				111c	storage	111 storage	w2	n/a				prior	7/22/19	prior	7/22/19	7/23/19		7/26/19	see above	see above	0	0		
314				111c	storage	111 storage	w3	flaking				prior	7/22/19	prior	7/22/19	7/23/19		7/26/19	see above	see above	0	0		
315				111c	storage	111 storage	w4	n/a				prior	7/22/19	prior	7/22/19	7/23/19		7/26/19	see above	see above	0	0		
316				112	classroom	112	floor	n/a				prior	7/15/19	prior	7/15/19	7/16/19		7/18/19	600	20	0	0		
317				112	classroom	112	ceiling	n/a				prior	7/15/19	prior	7/15/19	7/16/19		7/18/19	see above	see above	0	0		
318				112	classroom	112	w1	cracking				prior	7/15/19	prior	7/15/19	7/16/19		7/18/19	see above	see above	0	0		
319				112	classroom	112	w2	cracking				prior	7/15/19	prior	7/15/19	7/16/19		7/18/19	see above	see above	0	0		
320				112	classroom	112	w3	flaking				prior	7/15/19	prior	7/15/19	7/16/19		7/18/19	see above	see above	0	0		
321				112	classroom	112	w4	cracking				prior	7/15/19	prior	7/15/19	7/16/19		7/18/19	see above	see above	0	0		
322				112c	storage	112 storage	floor	n/a				prior	7/15/19	prior	7/15/19	7/16/19		7/18/19	200	7	0	0		
323				112c	storage	112 storage	ceiling	n/a				prior	7/15/19	prior	7/15/19	7/16/19		7/18/19	see above	see above	0	0		
324				112c	storage	112 storage	w1	flaking				prior	7/15/19	prior	7/15/19	7/16/19		7/18/19	see above	see above	0	0		
325				112c	storage	112 storage	w2	chipping				prior	7/15/19	prior	7/15/19	7/16/19		7/18/19	see above	see above	0	0		
326				112c	storage	112 storage	w3	chipping, flaking				prior	7/15/19	prior	7/15/19	7/16/19		7/18/19	see above	see above	0	0		
333				112c	storage	112 storage	w4	holes, flaking				prior	7/15/19	prior	7/15/19	7/16/19		7/18/19	see above	see above	0	0		
334				113	classroom	113	floor	n/a				prior	7/15/19	prior	7/15/19	7/16/19		7/18/19	600	20	0	0		
335				113	classroom	113	ceiling	n/a				prior	7/15/19	prior	7/15/19	7/16/19		7/18/19	see above	see above	0	0		
336				113	classroom	113	w1	chipping				prior	7/15/19	prior	7/15/19	7/16/19		7/18/19	see above	see above	0	0		
337				113	classroom	113	w2	chipping				prior	7/15/19	prior	7/15/19	7/16/19		7/18/19	see above	see above	0	0		
338				113	classroom	113	w3	flaking				prior	7/15/19	prior	7/15/19	7/16/19		7/18/19	see above	see above	0	0		
339				113	classroom	113	w4	n/a				prior	7/15/19	prior	7/15/19	7/16/19		7/18/19	see above	see above	0	0		
340				113c	storage	113 storage	floor	n/a				prior	7/15/19	prior	7/15/19	7/16/19		7/18/19	200	8	0	0		
341				113c	storage	113 storage	ceiling	n/a				prior	7/15/19	prior	7/15/19	7/16/19		7/18/19	see above	see above	0	0		
342				113c	storage	113 storage	w1	flaking				prior	7/15/19	prior	7/15/19	7/16/19		7/18/19	see above	see above	0	0		
343				113c	storage	113 storage	w2	n/a				prior	7/15/19	prior	7/15/19	7/16/19		7/18/19	see above	see above	0	0		
344				113c	storage	113 storage	w3	flaking				prior	7/15/19	prior	7/15/19	7/16/19		7/18/19	see above	see above	0	0		
345				113c	storage	113 storage	w4	n/a				prior	7/15/19	prior	7/15/19	7/16/19		7/18/19	see above	see above	0	0		
346				114	classroom	114	floor	n/a				prior	7/22/19	prior	7/22/19	7/23/19		7/26/19	600	18	0	0		
347				114	classroom	114	ceiling	n/a				prior	7/22/19	prior	7/22/19	7/23/19		7/26/19	see above	see above	0	0		
348				114	classroom	114	w1	chipping				prior	7/22/19	prior	7/22/19	7/23/19		7/26/19	see above	see above	0	0		
349				114	classroom	114	w2	chipping				prior	7/22/19	prior	7/22/19	7/23/19		7/26/19	see above	see above	0	0		
350				114	classroom	114	w3	flaking, chipping				prior	7/22/19	prior	7/22/19	7/23/19		7/26/19	see above	see above	0	0		
351				114	classroom	114	w4	n/a				prior	7/22/19	prior	7/22/19	7/23/19		7/26/19	see above	see above	0	0		
352				114c	storage	114 storage	floor	n/a				prior	7/22/19	prior	7/22/19	7/23/19		7/26/19	200	8	0	0		
353				114c	storage	114 storage	ceiling	n/a				prior	7/22/19	prior	7/22/19	7/23/19		7/26/19	see above	see above	0	0		
354				114c	storage	114 storage	w1	flaking				prior	7/22/19	prior	7/22/19	7/23/19		7/26/19	see above	see above	0	0		
355				114c	storage	114 storage	w2	flaking				prior	7/22/19	prior	7/22/19	7/23/19		7/26/19	see above	see above	0	0		
356				114c	storage	114 storage	w3	flaking				prior	7/22/19	prior	7/22/19	7/23/19		7/26/19	see above	see above	0	0		
357				114c	storage	114 storage	w4	flaking				prior	7/22/19	prior	7/22/19	7/23/19		7/26/19	see above	see above	0	0		
358				1F	Foir	Foir adjacent to classroom mods	floor	n/a				prior	8/10/19	prior	8/10/19	8/12/19		8/15/19	200	6	0	0		
359				1F	Foir	Foir adjacent to classroom mods	ceiling	flaking				prior	8/10/19	prior	8/10/19	8/12/19		8/15/19	see above	see above	0	0		
360				1F	Foir	Foir adjacent to classroom mods	w1	n/a				prior	8/10/19	prior	8/10/19	8/12/19		8/15/19	see above	see above	0	0		
361				1F	Foir	Foir adjacent to classroom mods	w2	chipping, flaking				prior	8/10/19	prior	8/10/19	8/12/19		8/15/19	see above	see above	0	0		
362				1F	Foir	Foir adjacent to classroom mods	w3	chipping				prior	8/10/19	prior	8/10/19	8/12/19		8/15/19	see above	see above	0	0		
363				1F	Foir	Foir adjacent to classroom mods	w4	chipping				prior	8/10/19	prior	8/10/19	8/12/19		8/15/19	see above	see above	0	0		
364				1HH	hallway	Hallway near 114 to boys restroom	floor	n/a				prior	8/10/19	prior	8/10/19	8/12/19		8/14/19	800	22	0	0		
365				1HH	hallway	Hallway near 114 to boys restroom	ceiling	n/a				prior	8/10/19	prior	8/10/19	8/12/19		8/14/19	see above	see above	0	0		
366				1HH	hallway	Hallway near 114 to boys restroom	w1	chipping, flaking				prior	8/10/19	prior	8/10/19	8/12/19		8/14/19	see above	see above	0	0		
367				1HH	hallway	Hallway near 114 to boys restroom	w2	n/a				prior	8/10/19	prior	8/10/19	8/12/19		8/14/19	see above	see above	0	0		
368				1HH	hallway	Hallway near 114 to boys restroom	w3	flaking, chipping				prior	8/10/19	prior	8/10/19	8/12/19		8/14/19	see above	see above	0	0		
369				1HH	hallway	Hallway near 114 to boys restroom	w4	chipping				prior	8/10/19	prior	8/10/19	8/12/19		8/14/19	see above	see above	0	0		
370				1HM	hallway	Hallway near foyer to classroom mods	floor	Needs further inspection				prior	8/10/19	prior	8/10/19	8/12/19		8/14/19	500	15	0	0		
371				1HM	hallway	Hallway near foyer to classroom mods	ceiling	Needs further inspection				prior	8/10/19	prior	8/10/19	8/12/19		8/14/19	see above	see above	0	0		
372				1HM	hallway	Hallway near foyer to classroom mods	w1	Needs further inspection				prior	8/10/19	prior	8/10/19	8/12/19		8/14/19	see above	see above	0	0		
373				1HM	hallway	Hallway near foyer to classroom mods	w2	Needs further inspection				prior	8/10/19	prior	8/10/19	8/12/19		8/14/19	see above	see above	0	0		
374				1HM	hallway	Hallway near foyer to classroom mods	w3	Needs further inspection				prior	8/10/19	prior	8/10/19	8/12/19		8/14/19	see above	see above	0	0		
375				1HM	hallway	Hallway near foyer to classroom mods	w4	Needs further inspection				prior	8/10/19	prior	8/10/19	8/12/19		8/14/19	see above	see above	0	0		
376				B5	classroom	B5	w1	flaking paint				prior	prior	prior	7/2/19	8/2/19		8/13/19	600	15	1	yes	<10	
377				B5	classroom	B5	w2	flaking paint				prior	prior	prior	7/2/19	8/2/19		8/13/19	see above	see above	see above	see above	see above	
378				B5	classroom	B5	w3	flaking paint				prior	prior	prior	7/2/19	8/2/19		8/13/19	see above	see above	see above	see above	see above	
379				B5	classroom	B5	w4	flaking paint				prior	prior	prior	7/2/19	8/2/19		8/13/19	see above	see above	see above	see above	see above	
380				B5	classroom	B5	ceiling	flaking paint				prior	prior	prior	7/2/19	8/2/19		8/13/19	see above	see above	see above	see above	see above	
381				KS	storage	Kitchen storage	w3	flaking paint				prior	prior	prior	7/29/19	7/29/19		7/29/19	80	2	0	0		
382				KS	storage	Kitchen storage	w4	flaking paint				prior	prior	prior	7/29/19	7/29/19		7/29/19	see above	see above	0	0		
383				213B	bathroom	2nd floor bathroom in stairwell	ceiling	flaking paint				prior	prior	prior	7/30/19	8/1/19		8/2/19	80	2	0	0		

C.W. Henry ES
Oversight

[illegible]

Appendix F. Sample Results Table

C.W. Henry ES
Sample Results

Task ID	ULCS#	E l e m e n t	F l o o r	Space # (on Floor Plan)	Space Type	On Site Room Name	Component	Description of Paint and Plaster Damage (i.e. cracking, chipping, gouges, holes, flaking, spalling, efflorescence, significant moisture damage)	Miscellaneous Items (e.g. missing/stained ceiling tiles, steam leaks, missing lens covers, buckled floors etc.)	Square Footage of Work Area	Number of Required RRP Wipes	Number of Colorimetric Wipes Used to Pass	Final Colorimetric Wipe Submitted for AAS Analysis (yes/no)	AAS Analysis Results	Other Notes or Comments
1	6250	1	2	200	Primary	Boy's Restroom across from Classroom 208	Ceiling	flaking paint		200	5	0	0		
2	6250	1	2	201	Primary	Classroom 201	W1	flaking paint		600	15	0	0		
3	6250	1	2	201	Primary	Classroom 201	W3	flaking paint		see above	see above	0	0		
4	6250	1	2	201	Primary	Classroom 201	W4	flaking paint		see above	see above	0	0		
5	6250	1	2	202	Primary	Classroom 202	W1	flaking paint		600	15	0	0		
6	6250	1	2	202	Primary	Classroom 202	W3	flaking paint		see above	see above	0	0		
7	6250	1	2	203	Primary	Classroom 203	W1	flaking paint- door frame, closet		600	15	0	0		
8	6250	1	2	203	Primary	Classroom 203	W2	flaking paint		see above	see above	0	0		
9	6250	1	2	203	Primary	Classroom 203	W3	efflorescence- windows flaking paint		see above	see above	0	0		
10	6250	1	2	204	Primary	Classroom 204	Ceiling	flaking paint		800	20	0	0		
11	6250	1	2	204	Primary	Classroom 204	W1	flaking paint, chipping paint		see above	see above	0	0		
12	6250	1	2	204	Primary	Classroom 204	W2	flaking paint		see above	see above	0	0		
13	6250	1	2	204	Primary	Classroom 204	W3	flaking paint- radiator, above windows		see above	see above	0	0		
14	6250	1	2	204	Primary	Classroom 204	W4	flaking paint		see above	see above	0	0		
15	6250	1	2	204A	Storage	Classroom 204 Closet	Ceiling	flaking paint		100	3	0	0		
16	6250	1	2	204A	Storage	Classroom 204 Closet	W1	flaking paint- door jam		see above	see above	0	0		
17	6250	1	2	204A	Storage	Classroom 204 Closet	W2	flaking paint		see above	see above	0	0		
18	6250	1	2	204A	Storage	Classroom 204 Closet	W3	flaking paint		see above	see above	0	0		
19	6250	1	2	204A	Storage	Classroom 204 Closet	W4	flaking paint		see above	see above	0	0		
20	6250	1	2	206	Primary	Classroom 206	Ceiling	flaking paint		400	10	0	0		
21	6250	1	2	206	Primary	Classroom 206	W1	flaking paint		see above	see above	0	0		
22	6250	1	2	206	Primary	Classroom 206	W2	flaking paint		see above	see above	0	0		
23	6250	1	2	206	Primary	Classroom 206	W3	flaking paint- window wells		see above	see above	0	0		
24	6250	1	2	206	Primary	Classroom 206	W4	flaking paint- left side of wall		see above	see above	0	0		
25	6250	1	2	207	Primary	Classroom 207	Floor	Debris under Window		800	20	0	0		
26	6250	1	2	207	Primary	Classroom 207	W1	flaking paint- base board		see above	see above	0	0		
27	6250	1	2	207	Primary	Classroom 207	W2	flaking paint- above chalk board		see above	see above	0	0		
28	6250	1	2	207	Primary	Classroom 207	W3	flaking paint- window wells		see above	see above	0	0		
29	6250	1	2	207	Primary	Classroom 207	W4	flaking paint- above chalk board		see above	see above	0	0		
30	6250	1	2	207A	Storage	Classroom 207 Storage	Ceiling	flaking paint		100	3	0	0		
31	6250	1	2	207A	Storage	Classroom 207 Storage	W1	flaking paint- door jam		see above	see above	0	0		
32	6250	1	2	207A	Storage	Classroom 207 Storage	W2	flaking paint- above door		see above	see above	0	0		
33	6250	1	2	207A	Storage	Classroom 207 Storage	W3	efflorescence, flaking paint		see above	see above	0	0		
34	6250	1	2	207A	Storage	Classroom 207 Storage	W4	efflorescence, flaking paint		see above	see above	0	0		
35	6250	1	2	208	Primary	Classroom 208	Ceiling	flaking paint		800	20	0	0		
36	6250	1	2	208	Primary	Classroom 208	W1	flaking paint- chalkboard		see above	see above	0	0		
37	6250	1	2	208	Primary	Classroom 208	W2	flaking paint- door frames		see above	see above	0	0		
38	6250	1	2	208	Primary	Classroom 208	W3	flaking paint- radiator, sills		see above	see above	0	0		
39	6250	1	2	208A	Storage	Classroom 208 Storage	Ceiling	flaking paint		100	3	0	0		
40	6250	1	2	208A	Storage	Classroom 208 Storage	W1	flaking paint, chipping paint		see above	see above	0	0		
41	6250	1	2	208A	Storage	Classroom 208 Storage	W3	flaking paint		see above	see above	0	0		
42	6250	1	2	208A	Storage	Classroom 208 Storage	W4	flaking paint		see above	see above	0	0		
43	6250	1	2	209	Primary	Classroom 209	Ceiling	efflorescence, flaking paint		800	20	0	0		
44	6250	1	2	209	Primary	Classroom 209	W1	flaking paint- door jam, chalkboard		see above	see above	0	0		
45	6250	1	2	209	Primary	Classroom 209	W2	flaking paint		see above	see above	0	0		
46	6250	1	2	209	Primary	Classroom 209	W3	flaking paint- radiator, pillars		see above	see above	0	0		

C.W. Henry ES
Sample Results

Task ID	ULCS#	E l e m e n t	F l o o r	Space # (on Floor Plan)	Space Type	On Site Room Name	Component	Description of Paint and Plaster Damage (i.e. cracking, chipping, gouges, holes, flaking, spalling, efflorescence, significant moisture damage)	Miscellaneous Items (e.g. missing/stained ceiling tiles, steam leaks, missing lens covers, buckled floors etc.)	Square Footage of Work Area	Number of Required RRP Wipes	Number of Colorimetric Wipes Used to Pass	Final Colorimetric Wipe Submitted for AAS Analysis (yes/no)	AAS Analysis Results	Other Notes or Comments
47	6250	1	2	209	Primary	Classroom 209	W4	flaking paint- door jam		see above	see above	0	0		
48	6250	1	2	210	Primary	Classroom 210	Ceiling	flaking paint		800	20	0	0		
49	6250	1	2	210	Primary	Classroom 210	W1	flaking paint- door jam, near ceiling, chalkboard		see above	see above	0	0		
50	6250	1	2	210	Primary	Classroom 210	W2	flaking paint		see above	see above	0	0		
51	6250	1	2	210	Primary	Classroom 210	W3	flaking paint- radiator, right corner		see above	see above	0	0		
52	6250	1	2	210	Primary	Classroom 210	W4	flaking paint		see above	see above	0	0		
53	6250	2	2	215	Primary	Classroom 215	Ceiling	flaking paint		400	20	0	0		
54	6250	2	2	215	Primary	Classroom 215	W3	flaking paint- radiator		see above	see above	0	0		
55	6250	2	2	216	Primary	Classroom 216	Ceiling	flaking paint- circles in ceiling		400	20	0	0		
56	6250	2	2	216	Primary	Classroom 216	W2	flaking paint- radiator		see above	see above	0	0		
57	6250	2	2	217	Primary	Classroom 217	Ceiling	flaking paint- circles in ceiling		400	20	0	0		
58	6250	2	2	218	Primary	Classroom 218	Ceiling	flaking paint- circles in ceiling		400	15	0	0		
59	6250	2	2	218	Primary	Classroom 218	W4	flaking paint- near door		see above	see above	0	0		
60	6250	1	2	200A	Student Restrooms - Female (4-12)	Girl's Restroom Across from Classroom 208	Ceiling	flaking paint		200	5	1	yes	pass	
61	6250	1	2	2H2	Circulation (Hallway)	Hallway next to Classrooms 201 through 203	Ceiling	flaking paint		1000	30	0	0		
62	6250	1	2	2H2	Circulation (Hallway)	Hallway next to Classrooms 201 through 203	W1	flaking paint		see above	see above	0	0		
63	6250	1	2	2H2	Circulation (Hallway)	Hallway next to Classrooms 201 through 203	W2	flaking paint- corners of walls		see above	see above	0	0		
64	6250	1	2	2H2	Circulation (Hallway)	Hallway next to Classrooms 201 through 203	W3	flaking paint		see above	see above	0	0		
65	6250	1	2	H21	Circulation (Hallway)	Hallway next to Classrooms 204 through 207	W1	flaking paint		1500	40	0	0		
66	6250	1	2	H21	Circulation (Hallway)	Hallway next to Classrooms 204 through 207	W2	flaking paint		see above	see above	0	0		
67	6250	1	2	H21	Circulation (Hallway)	Hallway next to Classrooms 204 through 207	W3	flaking paint		see above	see above	0	0		
68	6250	1	2	H21	Circulation (Hallway)	Hallway next to Classrooms 204 through 207	W4	flaking paint		see above	see above	0	0		
69	6250	2	2	3H2	Circulation (Hallway)	Hallway next to Classrooms 214 through 217	W1	flaking paint		1200	30	0	0		
70	6250	2	2	3H2	Circulation (Hallway)	Hallway next to Classrooms 214 through 217	W2	flaking paint- next to room 215		see above	see above	0	0		
71	6250	2	2	3H2	Circulation (Hallway)	Hallway next to Classrooms 214 through 217	W4	flaking paint		see above	see above	0	0		
72	6250	1	2	205A	Restrooms, Staff - Male/Female	Staff Restroom in 2nd Floor Teacher's Lounge next to	Ceiling	chipped paint		100	3	0	0		
73	6250	1	2	S26	Stairs	Stairs Next to Classroom 201	Ceiling	flaking paint		1000	30	0	0		
74	6250	1	2	S26	Stairs	Stairs Next to Classroom 201	W2	flaking paint		see above	see above	0	0		

C.W. Henry ES
Sample Results

Task ID	ULCS#	E l e m e n t	F l o o r	Space # (on Floor Plan)	Space Type	On Site Room Name	Component	Description of Paint and Plaster Damage (i.e. cracking, chipping, gouges, holes, flaking, spalling, efflorescence, significant moisture damage)	Miscellaneous Items (e.g. missing/stained ceiling tiles, steam leaks, missing lens covers, buckled floors etc.)	Square Footage of Work Area	Number of Required RRP Wipes	Number of Colorimetric Wipes Used to Pass	Final Colorimetric Wipe Submitted for AAS Analysis (yes/no)	AAS Analysis Results	Other Notes or Comments
75	6250	1	2	S26	Stairs	Stairs Next to Classroom 201	W3	flaking paint		see above	see above		0		
76	6250	1	2	S26	Stairs	Stairs Next to Classroom 201	W4	flaking paint		see above	see above	0	0		
77	6250	1	2	S21	Stairs	Stairs Next to Classroom 204	W1	efflorsense, flaking paint		800	20	0	0		
78	6250	1	2	S21	Stairs	Stairs Next to Classroom 204	W2	flaking paint		see above	see above	0	0		
79	6250	1	2	S21	Stairs	Stairs Next to Classroom 204	W4	flaking paint, chipping paint		see above	see above	0	0		
80	6250	1	2	S24	Stairs	Stairs Next to Classroom 208	W1	flaking paint, chipping paint		600	15	0	0		
81	6250	1	2	S24	Stairs	Stairs Next to Classroom 208	W2	flaking paint, chipping paint		see above	see above	0	0		
82	6250	1	2	S24	Stairs	Stairs Next to Classroom 208	W3	flaking paint		see above	see above	0	0		
83	6250	1	2	S24	Stairs	Stairs Next to Classroom 208	W4	flaking paint- door jams, walls		see above	see above	0	0		
84	6250	1	2	203A	Storage	Storage Closet outside Classroom 203	Ceiling	flaking paint		200	5	0	0		
85	6250	1	2	203A	Storage	Storage Closet outside Classroom 203	Floor	holes		see above	see above	0	0		
86	6250	1	2	203A	Storage	Storage Closet outside Classroom 203	W1	flaking paint		see above	see above	0	0		
87	6250	1	2	203A	Storage	Storage Closet outside Classroom 203	W2	flaking paint		see above	see above	0	0		
88	6250	1	2	203A	Storage	Storage Closet outside Classroom 203	W3	flaking paint		see above	see above	0	0		
89	6250	1	2	203A	Storage	Storage Closet outside Classroom 203	W4	flaking paint		see above	see above	0	0		
90	6250	1	2	205	Teacher Lounge/Dining	Teacher's Lounge Next to Classroom 204	Ceiling	efflorsence, flaking paint		400	10	0	0		
91	6250	1	2	205	Teacher Lounge/Dining	Teacher's Lounge Next to Classroom 204	W1	flaking paint- door jam, phone line box, top left corner		see above	see above	0	0		
92	6250	1	2	205	Teacher Lounge/Dining	Teacher's Lounge Next to Classroom 204	W2	flaking paint		see above	see above	0	0		
93	6250	1	2	205	Teacher Lounge/Dining	Teacher's Lounge Next to Classroom 204	W3	flaking paint		see above	see above	0	0		
94	6250	1	1	H11	Circulation (Hallway)	1st Floor Hallways next to Classrooms 103 through 105	W3	flaking paint		1000	30	0	0		
95	6250	1	1	H11	Circulation (Hallway)	1st Floor Hallways next to Classrooms 103 through 105	W4	flaking paint		see above	see above	0	0		
96	6250	1	1	105L	Teacher Lounge/Dining	1st Floor Teacher's Lounge next to Nurse's office	Ceiling	flaking paint- above lights by door		400	10	0	0		
97	6250	1	1	105L	Teacher Lounge/Dining	1st Floor Teacher's Lounge next to Nurse's office	W1	flaking paint- by outlets		see above	see above	0	0		
98	6250	1	1	105L	Teacher Lounge/Dining	1st Floor Teacher's Lounge next to Nurse's office	W2	flaking paint		see above	see above	0	0		
99	6250	1	1	105L	Teacher Lounge/Dining	1st Floor Teacher's Lounge next to Nurse's office	W3	flaking paint		see above	see above	0	0		

C.W. Henry ES
Sample Results

Task ID	ULCS#	E l e m e n t	F l o o r	Space # (on Floor Plan)	Space Type	On Site Room Name	Component	Description of Paint and Plaster Damage (i.e. cracking, chipping, gouges, holes, flaking, spalling, efflorescence, significant moisture damage)	Miscellaneous Items (e.g. missing/stained ceiling tiles, steam leaks, missing lens covers, buckled floors etc.)	Square Footage of Work Area	Number of Required RRP Wipes	Number of Colorimetric Wipes Used to Pass	Final Colorimetric Wipe Submitted for AAS Analysis (yes/no)	AAS Analysis Results	Other Notes or Comments
100	6250	1	1	105L	Teacher Lounge/Dining	1st Floor Teacher's Lounge next to Nurse's office	W4	flaking paint		see above	see above	0	0		
101	6250	1	1	103C	Auditorium	Auditorium	Ceiling	flaking paint- above window		2000	50	5	yes	<10	
102	6250	1	1	103C	Auditorium	Auditorium	Floor	flaking paint- stage		see above	see above	see above	see above	<10	
103	6250	1	1	103C	Auditorium	Auditorium	W1	flaking paint		see above	see above	see above	see above		
104	6250	1	1	103C	Auditorium	Auditorium	W2	flaking paint		see above	see above	see above	see above		
105	6250	1	1	103C	Auditorium	Auditorium	W3	flaking paint		see above	see above	see above	see above		
106	6250	2	1	109A	Student Restrooms - Male (4-12)	Boy's Restroom 109A near Office 108A	Ceiling	flaking paint- corner of wall 1 + 2		80	2	1	yes	<10	
107	6250	1	1	100	Student Restrooms - Male (4-12)	Boy's Restroom across from Classroom 105	Ceiling	flaking paint- by window		80	2	1	yes	<10	
108	6250	1	1	101	Primary	Classroom 101	Ceiling	flaking paint- radiator pipes		800	20	2	yes	<10	
109	6250	1	1	101	Primary	Classroom 101	W1	flaking paint		see above	see above	see above	see above	see above	
110	6250	1	1	101	Primary	Classroom 101	W2	chipped paint- top left corner		see above	see above	see above	see above	see above	
111	6250	1	1	101	Primary	Classroom 101	W3	flaking paint- radiator		see above	see above	see above	see above	see above	
112	6250	1	1	101	Primary	Classroom 101	W4	flaking paint		see above	see above	see above	see above	see above	
113	6250	1	1	101T	Student Restrooms - Male/Female (Classroom)	Classroom 101 Restroom	Ceiling	flaking paint		60	2	1	yes		
114	6250	1	1	102	Primary	Classroom 102	Ceiling	flaking paint		800	25	4	yes	<10	
115	6250	1	1	102	Primary	Classroom 102	W1	flaking paint		see above	see above	see above	see above	see above	
116	6250	1	1	102	Primary	Classroom 102	W2	flaking paint		see above	see above	see above	see above	see above	
117	6250	1	1	102	Primary	Classroom 102	W3	flaking paint- above windows		see above	see above	see above	see above	see above	
118	6250	1	1	102	Primary	Classroom 102	W4	flaking paint		see above	see above	see above	see above	see above	
119	6250	1	1	103	Primary	Classroom 103	Ceiling	flaking paint- pipes near window		800	20	0	0		
120	6250	1	1	103	Primary	Classroom 103	Floor	flaking paint		see above	see above	0	0		
121	6250	1	1	103	Primary	Classroom 103	W1	flaking paint		see above	see above	0	0		
122	6250	1	1	103	Primary	Classroom 103	W2	flaking paint, efflorescence- corners		see above	see above	0	0		
123	6250	1	1	103	Primary	Classroom 103	W3	flaking paint		see above	see above	0	0		
124	6250	1	1	103	Primary	Classroom 103	W4	flaking paint		see above	see above	0	0		
125	6250	1	1	103C	Storage	Classroom 103 Coat Closet	Floor	flaking paint		100	3	0	0		
126	6250	1	1	103C	Storage	Classroom 103 Coat Closet	W2	flaking paint, efflorescence		see above	see above	0	0		
127	6250	1	1	103C	Storage	Classroom 103 Coat Closet	W4	flaking paint		see above	see above	0	0		
128	6250	1	1	104	Primary	Classroom 104	Ceiling	flaking paint		400	10	0	0		
129	6250	1	1	104	Primary	Classroom 104	Floor	flaking paint		see above	see above	0	0		
130	6250	1	1	104	Primary	Classroom 104	W1	flaking paint		see above	see above	0	0		
131	6250	1	1	104	Primary	Classroom 104	W2	chipping paint		see above	see above	0	0		
132	6250	1	1	104	Primary	Classroom 104	W3	flaking paint		see above	see above	0	0		
133	6250	1	1	104	Primary	Classroom 104	W4	flaking paint		see above	see above	0	0		
134	6250	1	1	104A	Storage	Classroom 104 Coat Closet	Ceiling	flaking paint		100	3	0	0		
135	6250	1	1	104A	Storage	Classroom 104 Coat Closet	Floor	flaking paint		see above	see above	0	0		
136	6250	1	1	104A	Storage	Classroom 104 Coat Closet	W1	flaking paint		see above	see above	0	0		
137	6250	1	1	104A	Storage	Classroom 104 Coat Closet	W2	flaking paint		see above	see above	0	0		
138	6250	1	1	104A	Storage	Classroom 104 Coat Closet	W3	flaking paint		see above	see above	0	0		
139	6250	1	1	104A	Storage	Classroom 104 Coat Closet	W4	flaking paint		see above	see above	0	0		
140	6250	1	1	105	Primary	Classroom 105	Ceiling	flaking paint		600	15	0	0		

C.W. Henry ES
Sample Results

Task ID	ULCS#	E l e m e n t	F l o o r	Space # (on Floor Plan)	Space Type	On Site Room Name	Component	Description of Paint and Plaster Damage (i.e. cracking, chipping, gouges, holes, flaking, spalling, efflorescence, significant moisture damage)	Miscellaneous Items (e.g. missing/stained ceiling tiles, steam leaks, missing lens covers, buckled floors etc.)	Square Footage of Work Area	Number of Required RRP Wipes	Number of Colorimetric Wipes Used to Pass	Final Colorimetric Wipe Submitted for AAS Analysis (yes/no)	AAS Analysis Results	Other Notes or Comments
141	6250	1	1	105	Primary	Classroom 105	W3	flaking paint- window sills		see above	see above	0	0		
142	6250	1	1	105A	Storage	Classroom 105 Closet	Ceiling	flaking paint		80	4	0	0		
143	6250	1	1	105A	Storage	Classroom 105 Closet	W1	flaking paint		see above	see above	0	0		
144	6250	1	1	105A	Storage	Classroom 105 Closet	W2	flaking paint		see above	see above	0	0		
145	6250	1	1	105A	Storage	Classroom 105 Closet	W3	flaking paint		see above	see above	0	0		
146	6250	1	1	105A	Storage	Classroom 105 Closet	W4	flaking paint		see above	see above	0	0		
147	6250	1	1	106	Primary	Classroom 106	Ceiling	flaking paint		600	15	0	0		
148	6250	1	1	106	Primary	Classroom 106	W1	flaking paint, chipping paint- above chalk board		see above	see above	0	0		
149	6250	1	1	106	Primary	Classroom 106	W2	flaking paint- above doors		see above	see above	0	0		
150	6250	1	1	106	Primary	Classroom 106	W3	flaking paint- window wells, radiator		see above	see above	0	0		
151	6250	1	1	106	Primary	Classroom 106	W4	flaking paint- doors		see above	see above	0	0		
152	6250	1	1	106A	Storage	Classroom 106 Closet	Ceiling	flaking paint- top of right door		see above	see above	0	0		
153	6250	1	1	106A	Storage	Classroom 106 Closet	W1	flaking paint		80	6	0	0		
154	6250	1	1	106A	Storage	Classroom 106 Closet	W3	flaking paint		see above	see above	0	0		
155	6250	1	1	106A	Storage	Classroom 106 Closet	W4	flaking paint		see above	see above	0	0		
156	6250	2	1	108	Primary	Classroom 108	Ceiling	flaking paint- circles in ceiling		800	25	2	yes	<10	
157	6250	2	1	108	Primary	Classroom 108	W2	flaking paint		see above	see above	see above	see above	see above	
158	6250	2	1	108	Primary	Classroom 108	W4	flaking paint- above coat rack		see above	see above	see above	see above	see above	
159	6250	2	1	109	Primary	Classroom 109	Ceiling	flaking paint- circles in ceiling		800	30	2	yes	<10	
160	6250	2	1	109	Primary	Classroom 109	W2	flaking paint		see above	see above	see above	see above	see above	
161	6250	2	1	110	Primary	Classroom 110	Ceiling	flaking paint- circles in ceiling		800	30	2	yes	<10	
162	6250	2	1	110	Primary	Classroom 110	W1	flaking paint		see above	see above	see above	see above	see above	
163	6250	2	1	110	Primary	Classroom 110	W4	flaking paint		see above	see above	see above	see above	see above	
164	6250	1	1	103B	Administrative Office	Counselor's Office across from Classroom 106	Ceiling	flaking paint		200	5	0	0		
165	6250	1	1	103B	Administrative Office	Counselor's Office across from Classroom 106	W2	flaking paint- corner of wall 1 + 2		see above	see above	0	0		
166	6250	1	1	103B	Administrative Office	Counselor's Office across from Classroom 106	W3	flaking paint		see above	see above	0	0		
167	6250	1	1	103B	Administrative Office	Counselor's Office across from Classroom 106	W4	flaking paint		see above	see above	0	0		
168	6250	1	1	114	Lobby	Entrance Foyer/Exterior Stairs at Greene and Carpenter St Entrance	Ceiling	flaking paint		80	4	0	0		
169	6250	1	1	114	Lobby	Entrance Foyer/Exterior Stairs at Greene and Carpenter St Entrance	W1	flaking paint- around entrance door		see above	see above	0	0		
170	6250	1	1	114	Lobby	Entrance Foyer/Exterior Stairs at Greene and Carpenter St Entrance	W2	flaking paint- around stair door		see above	see above	0	0		
171	6250	1	1	114	Lobby	Entrance Foyer/Exterior Stairs at Greene and Carpenter St Entrance	W3	flaking paint- around radiator		see above	see above	0	0		
172	6250	1	1	114	Lobby	Entrance Foyer/Exterior Stairs at Greene and Carpenter St Entrance	W4	flaking paint		see above	see above	0	0		

C.W. Henry ES
Sample Results

Task ID	ULCS#	E l e m e n t	F l o o r	Space # (on Floor Plan)	Space Type	On Site Room Name	Component	Description of Paint and Plaster Damage (i.e. cracking, chipping, gouges, holes, flaking, spalling, efflorescence, significant moisture damage)	Miscellaneous Items (e.g. missing/stained ceiling tiles, steam leaks, missing lens covers, buckled floors etc.)	Square Footage of Work Area	Number of Required RRP Wipes	Number of Colorimetric Wipes Used to Pass	Final Colorimetric Wipe Submitted for AAS Analysis (yes/no)	AAS Analysis Results	Other Notes or Comments
173	6250	1	1	100A	Student Restrooms - Female (4-12)	Girl's Restroom Across from Classroom 105	Ceiling	flaking paint		80	2	1	<10		
174	6250	1	1	1H2	Circulation (Hallway)	Hallway between Auditorium and Classroom 102	Ceiling	flaking paint- near pipes		1000	30	0	0		
175	6250	1	1	1H2	Circulation (Hallway)	Hallway between Auditorium and Classroom 102	W1	flaking paint		see above	see above	0	0		
176	6250	1	1	1H2	Circulation (Hallway)	Hallway between Auditorium and Classroom 102	W3	flaking paint		see above	see above	0	0		
177	6250	2	1	3H1	Circulation (Hallway)	Hallway near Classroom 109 through Office 108A	W1	flaking paint		1200	30	0	0		
178	6250	2	1	3H1	Circulation (Hallway)	Hallway near Classroom 109 through Office 108A	W2	flaking paint- next to room 108		see above	see above	0	0		
179	6250	2	1	3H1	Circulation (Hallway)	Hallway near Classroom 109 through Office 108A	W4	flaking paint- next to room 108		see above	see above	0	0		
180	6250	1	1	105B	Lockers - Female	Lockers outside of 1st Floor Counselor's Office	Ceiling	flaking paint		80	4	0	0		
181	6250	1	1	105B	Lockers - Female	Lockers outside of 1st Floor Counselor's Office	W1	flaking paint		see above	see above	0	0		
182	6250	1	1	105B	Lockers - Female	Lockers outside of 1st Floor Counselor's Office	W2	flaking paint		see above	see above	0	0		
183	6250	1	1	105B	Lockers - Female	Lockers outside of 1st Floor Counselor's Office	W4	flaking paint		see above	see above	0	0		
184	6250	1	1	107	Administrative Office	Main Office	Ceiling	flaking paint- above window + wall 2		400	10	0	0		
185	6250	1	1	107	Administrative Office	Main Office	W1	holes		see above	see above	0	0		
186	6250	1	1	107	Administrative Office	Main Office	W2	chipped paint- above dutch door		see above	see above	0	0		
187	6250	1	1	107	Administrative Office	Main Office	W3	flaking paint- window sills		see above	see above	0	0		
188	6250	1	1	113T	Restrooms, Staff - Male	Men's Restroom in Stairwell near Classroom 104	Ceiling	flaking paint		80	2	0	0		
189	6250	1	1	103A	Administrative Office	Nurse's Front Office	Ceiling	flaking paint		200	10	1	yes	<10	
190	6250	1	1	104A	Restrooms, Staff - Male/Female	Nurse's Office Restroom	Ceiling	flaking paint		50	4	1	yes	<10	
191	6250	1	1	105A	Storage	Nurse's Office Storage Room	Ceiling	flaking paint		50	4	0	0		
192	6250	1	1	105A	Storage	Nurse's Office Storage Room	W1	flaking paint		see above	see above	0	0		
193	6250	1	1	105A	Storage	Nurse's Office Storage Room	W3	holes		see above	see above	0	0		
194	6250	1	1	105A	Storage	Nurse's Office Storage Room	W4	flaking paint		see above	see above	0	0		
195	6250	2	1	108A	Administrative Office	Office 108-A	W3	flaking paint		no RRP work	no RRP work	no RRP work	no RRP work		
196	6250	1	1	113	Administrative Office	Office in Stairwell next to Classroom 104	Ceiling	flaking paint		200	10	0	0		
197	6250	1	1	113	Administrative Office	Office in Stairwell next to Classroom 104	W1	flaking paint		see above	see above	0	0		

C.W. Henry ES
Sample Results

Task ID	ULCS#	E l e m e n t	F l o o r	Space # (on Floor Plan)	Space Type	On Site Room Name	Component	Description of Paint and Plaster Damage (i.e. cracking, chipping, gouges, holes, flaking, spalling, efflorescence, significant moisture damage)	Miscellaneous Items (e.g. missing/stained ceiling tiles, steam leaks, missing lens covers, buckled floors etc.)	Square Footage of Work Area	Number of Required RRP Wipes	Number of Colorimetric Wipes Used to Pass	Final Colorimetric Wipe Submitted for AAS Analysis (yes/no)	AAS Analysis Results	Other Notes or Comments
198	6250	1	1	113	Administrative Office	Office in Stairwell next to Classroom 104	W2	flaking paint		see above	see above	0	0		
199	6250	1	1	113	Administrative Office	Office in Stairwell next to Classroom 104	W3	flaking paint		see above	see above	0	0		
200	6250	1	1	113	Administrative Office	Office in Stairwell next to Classroom 104	W4	flaking paint		see above	see above	0	0		
201	6250	1	1	107B	Restrooms, Staff - Male/Female	Principal's Office Restroom	W3	flaking paint- right of window		80	2	0	0		
202	6250	1	1	107A	Storage	Principal's Office Storage Closet	Ceiling	No Access		80	4	0	0		
203	6250	1	1	107A	Storage	Principal's Office Storage Closet	Floor	No Access		see above	see above	0	0		
204	6250	1	1	107A	Storage	Principal's Office Storage Closet	W1	No Access		see above	see above	0	0		
205	6250	1	1	107A	Storage	Principal's Office Storage Closet	W2	No Access		see above	see above	0	0		
206	6250	1	1	107A	Storage	Principal's Office Storage Closet	W3	No Access		see above	see above	0	0		
207	6250	1	1	107A	Storage	Principal's Office Storage Closet	W4	No Access		see above	see above	0	0		
208	6250	1	1	104	Administrative Office	Rear Nurse's Office with Windows	Ceiling	flaking paint		200	8	2	yes	<10	
209	6250	1	1	107B	Mechanical Room	Server Room Across from Classroom 102	Ceiling	flaking paint	Not doing per Mario Tamborello						
210	6250	1	1	107B	Mechanical Room	Server Room Across from Classroom 102	W1	flaking paint	Not doing per Mario Tamborello						
211	6250	1	1	107B	Mechanical Room	Server Room Across from Classroom 102	W2	flaking paint	Not doing per Mario Tamborello						
212	6250	1	1	107B	Mechanical Room	Server Room Across from Classroom 102	W3	flaking paint	Not doing per Mario Tamborello						
213	6250	1	1	107B	Mechanical Room	Server Room Across from Classroom 102	W4	flaking paint	Not doing per Mario Tamborello						
214	6250	1	1	112Z	Restrooms, Staff - Male/Female	Staff Restroom in 1st Floor Teacher's	Ceiling	flaking paint		40	3	0	0		
215	6250	1	1	S11	Stairs	Stairs /Foyer at Visitor Entrance	Floor	flaking paint- stairs up to the first floor		200	8	0	0		
216	6250	1	1	S11	Stairs	Stairs /Foyer at Visitor Entrance	W1	flaking paint		see above	see above	0	0		
217	6250	1	1	S11	Stairs	Stairs /Foyer at Visitor Entrance	W3	flaking paint- top of foyer near left door		see above	see above	0	0		
218	6250	1	1	S11	Stairs	Stairs /Foyer at Visitor Entrance	W4	flaking paint		see above	see above	0	0		
219	6250	1	1	S18	Stairs	Stairs Next to Addition	W2	flaking paint		1000	30	0	0		
220	6250	1	1	S18	Stairs	Stairs Next to Addition	W4	flaking paint		see above	see above	0	0		
221	6250	1	1	S110	Stairs	Stairs to Left of Auditorium	W1	flaking paint		400	15	0	0		
222	6250	1	1	S110	Stairs	Stairs to Left of Auditorium	W2	flaking paint		see above	see above	0	0		
223	6250	1	1	S110	Stairs	Stairs to Left of Auditorium	W3	flaking paint		see above	see above	0	0		
224	6250	1	1	S110	Stairs	Stairs to Left of Auditorium	W4	flaking paint		see above	see above	0	0		
225	6250	2	1	108B	Storage	Storage Closet in Classroom 108	W1	flaking paint		40	5	1	yes	<10	
226	6250	1	1	103T	Student Restrooms - Male/Female	Student Restroom in Auditorium	Ceiling	flaking paint		80	4	1	yes	<10	

C.W. Henry ES
Sample Results

Task ID	ULCS#	E l e m e n t	F l o o r	Space # (on Floor Plan)	Space Type	On Site Room Name	Component	Description of Paint and Plaster Damage (i.e. cracking, chipping, gouges, holes, flaking, spalling, efflorescence, significant moisture damage)	Miscellaneous Items (e.g. missing/stained ceiling tiles, steam leaks, missing lens covers, buckled floors etc.)	Square Footage of Work Area	Number of Required RRP Wipes	Number of Colorimetric Wipes Used to Pass	Final Colorimetric Wipe Submitted for AAS Analysis (yes/no)	AAS Analysis Results	Other Notes or Comments
227	6250	1	1	103X	Restrooms, Staff - Female	Women's Restroom next to Auditorium	Ceiling	No Access		40	2	0	0		
228	6250	1	1	103X	Restrooms, Staff - Female	Women's Restroom next to Auditorium	Floor	No Access		see above	see above	0	0		
229	6250	1	1	103X	Restrooms, Staff - Female	Women's Restroom next to Auditorium	W1	No Access		see above	see above	0	0		
230	6250	1	1	103X	Restrooms, Staff - Female	Women's Restroom next to Auditorium	W2	No Access		see above	see above	0	0		
231	6250	1	1	103X	Restrooms, Staff - Female	Women's Restroom next to Auditorium	W3	No Access		see above	see above	0	0		
232	6250	1	1	103X	Restrooms, Staff - Female	Women's Restroom next to Auditorium	W4	No Access		see above	see above	0	0		
233	6250	1	0	12	Cafeteria	Cafeteria	Ceiling	holes- near pipe flaking paint- above windows		800	20	2	yes	10.29	
234	6250	1	0	12	Cafeteria	Cafeteria	W1	flaking paint		see above	see above	see above	see above		
235	6250	1	0	12	Cafeteria	Cafeteria	W2	flaking paint		see above	see above	see above	see above		
236	6250	1	0	12	Cafeteria	Cafeteria	W3	flaking paint		see above	see above	see above	see above		
237	6250	1	0	12	Cafeteria	Cafeteria	W4	flaking paint		see above	see above	see above	see above		
238	6250	1	0	B4	Primary	Classroom B4	Ceiling	flaking paint, efflorsence		600	15	1	yes	15.96	
239	6250	1	0	B4	Primary	Classroom B4	W1	flaking paint		see above	see above	see above	see above	see above	
240	6250	1	0	B4	Primary	Classroom B4	W2	flaking paint- radiator, wall, pipes		see above	see above	see above	see above	see above	
241	6250	1	0	B4	Primary	Classroom B4	W3	flaking paint, efflorsence		see above	see above	see above	see above	see above	
242	6250	1	0	B4	Primary	Classroom B4	W4	flaking paint		see above	see above	see above	see above	see above	
243	6250	1	0	001B	Storage	Classroom B4 Storage	Ceiling	flaking paint		400	20	0	0		
244	6250	1	0	001B	Storage	Classroom B4 Storage	W1	flaking paint		see above	see above	0	0		
245	6250	1	0	001B	Storage	Classroom B4 Storage	W2	flaking paint- above window		see above	see above	0	0		
246	6250	1	0	001B	Storage	Classroom B4 Storage	W3	flaking paint		see above	see above	0	0		
247	6250	1	0	001B	Storage	Classroom B4 Storage	W4	flaking paint		see above	see above	0	0		
248	6250	1	0	6	Primary	Classroom B6 Music Room	W1	flaking paint- beam	ceiling tile	400	10	1	yes	<10	missing ceiling tile wall 2
249	6250	1	0	6	Primary	Classroom B6 Music Room	W2	flaking paint	ceiling tile	see above	see above	see above	yes	see above	missing ceiling tile wall 2
250	6250	1	0	6	Primary	Classroom B6 Music Room	W3	flaking paint- near window	ceiling tile	see above	see above	see above	yes	see above	missing ceiling tile wall 2
251	6250	1	0	1C	Student Restrooms - Male (4-12)	Girl's Restroom next to Classroom B4	Ceiling	hole- near pipes		80	2	1	yes	<10	Change Asbestos inspection log to Boy's
252	6250	1	0	1A	Student Restrooms - Female (4-12)	Girl's Restroom next to Classroom B4	Ceiling	flaking paint		80	2	1	yes	<10	
253	6250	1	0	8A	Administrative Office	Gym Teacher's Office in Gym	Ceiling	flaking paint, holes		200	15	0	0		
254	6250	1	0	8A	Administrative Office	Gym Teacher's Office in Gym	W1	flaking paint		see above	see above	0	0		
255	6250	1	0	8A	Administrative Office	Gym Teacher's Office in Gym	W2	flaking paint		see above	see above	0	0		
256	6250	1	0	8A	Administrative Office	Gym Teacher's Office in Gym	W3	flaking paint		see above	see above	0	0		
257	6250	1	0	8	Gymnasium - Intermediate Middle	Gymnasium	Ceiling	flaking paint		3000	70	8	yes	<10	
258	6250	1	0	8	Gymnasium - Intermediate Middle	Gymnasium	W1	flaking paint		see above	see above	see above	see above		
259	6250	1	0	8	Gymnasium - Intermediate Middle	Gymnasium	W2	flaking paint- above windows		see above	see above	see above	see above		
260	6250	1	0	8	Gymnasium - Intermediate Middle	Gymnasium	W3	flaking paint		see above	see above	see above	see above		
261	6250	1	0	8	Gymnasium - Intermediate Middle	Gymnasium	W4	flaking paint		see above	see above	see above	see above		

C.W. Henry ES
Sample Results

Task ID	ULCS#	E l e m e n t	F l o o r	Space # (on Floor Plan)	Space Type	On Site Room Name	Component	Description of Paint and Plaster Damage (i.e. cracking, chipping, gouges, holes, flaking, spalling, efflorescence, significant moisture damage)	Miscellaneous Items (e.g. missing/stained ceiling tiles, steam leaks, missing lens covers, buckled floors etc.)	Square Footage of Work Area	Number of Required RRP Wipes	Number of Colorimetric Wipes Used to Pass	Final Colorimetric Wipe Submitted for AAS Analysis (yes/no)	AAS Analysis Results	Other Notes or Comments
262	6250	1	0	H01	Circulation (Hallway)	Hallway near Classroom B4 and Cafeteria areas	Ceiling	flaking paint- pipes and ceiling		1000	30	0	0		
263	6250	1	0	H01	Circulation (Hallway)	Hallway near Classroom B4 and Cafeteria areas	W1	flaking paint		see above	see above	0	0		
264	6250	1	0	H01	Circulation (Hallway)	Hallway near Classroom B4 and Cafeteria areas	W2	flaking paint- near pipes		see above	see above	0	0		
265	6250	1	0	H01	Circulation (Hallway)	Hallway near Classroom B4 and Cafeteria areas	W3	flaking paint		see above	see above	0	0		
266	6250	1	0	H2	Circulation (Hallway)	Hallway next to Music Classroom and Gym	W1	flaking paint, holes- near pipe		1000	30	0	0		
267	6250	1	0	H2	Circulation (Hallway)	Hallway next to Music Classroom and Gym	W3	flaking paint		see above	see above	0	0		
268	6250	1	0	H2	Circulation (Hallway)	Hallway next to Music Classroom and Gym	W4	flaking paint		see above	see above	0	0		
269	6250	1	0	5A	Storage	Home and School Storage Closet next to Gymnasium	Ceiling	No access		250	10	0	0		
270	6250	1	0	5A	Storage	Home and School Storage Closet next to Gymnasium	Floor	No access		see above	see above	0	0		
271	6250	1	0	5A	Storage	Home and School Storage Closet next to Gymnasium	W1	No access		see above	see above	0	0		
272	6250	1	0	5A	Storage	Home and School Storage Closet next to Gymnasium	W2	No access		see above	see above	0	0		
273	6250	1	0	5A	Storage	Home and School Storage Closet next to Gymnasium	W3	No access		see above	see above	0	0		
274	6250	1	0	5A	Storage	Home and School Storage Closet next to Gymnasium	W4	No access		see above	see above	0	0		
275	6250	1	0	6A	Kitchen	Kitchen	Ceiling	flaking paint- above pipes near		250	10	0	0		
276	6250	1	0	6A	Kitchen	Kitchen	W1	flaking paint		see above	see above	0	0		
277	6250	1	0	6A	Kitchen	Kitchen	W3	flaking paint- near fridge		see above	see above	0	0		
278	6250	1	0	6A	Kitchen	Kitchen	W4	flaking paint- near duct		see above	see above	0	0		
279	6250	1	0	S06	Stairs	Stairs in front of Gym to exterior	Ceiling	holes- near pipes		400	12	0	0		
280	6250	1	0	S06	Stairs	Stairs in front of Gym to exterior	Floor	flaking paint		see above	see above	0	0		
281	6250	1	0	S06	Stairs	Stairs in front of Gym to exterior	W1	flaking paint- above exit door		see above	see above	0	0		
282	6250	1	0	S06	Stairs	Stairs in front of Gym to exterior	W2	flaking paint		see above	see above	0	0		
283	6250	1	0	S06	Stairs	Stairs in front of Gym to exterior	W4	flaking paint- rail		see above	see above	0	0		
284	6250	1	0	S08	Stairs	Stairs in Gym adjacent to Gym Office	W1	flaking paint		400	15	0	0		
285	6250	1	0	S08	Stairs	Stairs in Gym adjacent to Gym Office	W3	flaking paint		see above	see above	0	0		
286	6250	1	0	S08	Stairs	Stairs in Gym adjacent to Gym Office	W4	flaking paint		see above	see above	0	0		

C.W. Henry ES
Sample Results

Task ID	ULCS#	E l e m e n t	F l o o r	Space # (on Floor Plan)	Space Type	On Site Room Name	Component	Description of Paint and Plaster Damage (i.e. cracking, chipping, gouges, holes, flaking, spalling, efflorescence, significant moisture damage)	Miscellaneous Items (e.g. missing/stained ceiling tiles, steam leaks, missing lens covers, buckled floors etc.)	Square Footage of Work Area	Number of Required RRP Wipes	Number of Colorimetric Wipes Used to Pass	Final Colorimetric Wipe Submitted for AAS Analysis (yes/no)	AAS Analysis Results	Other Notes or Comments
287	6250	1	0	S01	Stairs	Stairs Next to Cafeteria in Basement	Ceiling	flaking paint- below stairs		1000	30	0	0		
288	6250	1	0	S01	Stairs	Stairs Next to Cafeteria in Basement	W2	flaking paint		600	20	0	0		
289	6250	1	0	S01	Stairs	Stairs Next to Cafeteria in Basement	W3	flaking paint- behind pipes		see above	see above	0	0		
290	6250	1	0	S01	Stairs	Stairs Next to Cafeteria in Basement	W4	flaking paint		see above	see above	0	0		
291	6250	1	0	S4	Stairs	Stairs Next to Classroom B4	W1	flaking paint		800	20	0	0		
292	6250	1	0	S4	Stairs	Stairs Next to Classroom B4	W3	flaking paint		see above	see above	0	0		
293	6250	1	0	S4	Stairs	Stairs Next to Classroom B4	W4	flaking paint- handrail		see above	see above	0	0		
294	6250	1	0	S07	Stairs	Stairs to Left of Classroom B6 near rear of Gym	W1	flaking paint- handrail		800	30	0	0		
295	6250	1	0	S07	Stairs	Stairs to Left of Classroom B6 near rear of Gym	W3	flaking paint		see above	see above	0	0		
296	6250	1	0	4A	Storage	Storage Room next to Boiler Room Rear	Ceiling	flaking paint	Not doing per Mario Tamborello						
297	6250	1	0	4A	Storage	Storage Room next to Boiler Room Rear	W1	flaking paint	Not doing per Mario Tamborello						
298	6250	1	0	4A	Storage	Storage Room next to Boiler Room Rear	W2	flaking paint	Not doing per Mario Tamborello						
299	6250	1	0	4A	Storage	Storage Room next to Boiler Room Rear	W3	flaking paint	Not doing per Mario Tamborello						
300	6250	1	0	B5A	Storage	Storage Room next to Classroom B5	Ceiling	flaking paint		400	15	0	0		
301	6250	1	0	B5A	Storage	Storage Room next to Classroom B5	W2	flaking paint		see above	see above	0	0		
302	6250	1	0	B5A	Storage	Storage Room next to Classroom B5	W3	No access		see above	see above	0	0		
303	6250	1	0	B5A	Storage	Storage Room next to Classroom B5	W4	flaking paint		see above	see above	0	0		
304				111	classroom	111	floor	n/a		600	18	0	0		
305				111	classroom	111	ceiling	n/a		see above	see above	0	0		
306				111	classroom	111	w1	cracking		see above	see above	0	0		
307				111	classroom	111	w2	holes		see above	see above	0	0		
308				111	classroom	111	w3	flaking		see above	see above	0	0		
309				111	classroom	111	w4	cracking		see above	see above	0	0		
310				111c	storage	111 storage	floor	n/a		200	6	0	0		
311				111c	storage	111 storage	ceiling	n/a		see above	see above	0	0		
312				111c	storage	111 storage	w1	n/a		see above	see above	0	0		
313				111c	storage	111 storage	w2	n/a		see above	see above	0	0		
314				111c	storage	111 storage	w3	flaking		see above	see above	0	0		
315				111c	storage	111 storage	w4	n/a		see above	see above	0	0		
316				112	classroom	112	floor	n/a		600	20	0	0		
317				112	classroom	112	ceiling	n/a		see above	see above	0	0		
318				112	classroom	112	w1	cracking		see above	see above	0	0		
319				112	classroom	112	w2	cracking		see above	see above	0	0		
320				112	classroom	112	w3	flaking		see above	see above	0	0		
321				112	classroom	112	w4	cracking		see above	see above	0	0		
322				112c	storage	112 storage	floor	n/a		200	7	0	0		
323				112c	storage	112 storage	ceiling	n/a		see above	see above	0	0		

C.W. Henry ES
Sample Results

Task ID	ULCS#	E l e m e n t	F l o o r	Space # (on Floor Plan)	Space Type	On Site Room Name	Component	Description of Paint and Plaster Damage (i.e. cracking, chipping, gouges, holes, flaking, spalling, efflorescence, significant moisture damage)	Miscellaneous Items (e.g. missing/stained ceiling tiles, steam leaks, missing lens covers, buckled floors etc.)	Square Footage of Work Area	Number of Required RRP Wipes	Number of Colorimetric Wipes Used to Pass	Final Colorimetric Wipe Submitted for AAS Analysis (yes/no)	AAS Analysis Results	Other Notes or Comments
324				112c	storage	112 storage	w1	flaking		see above	see above	0	0		
325				112c	storage	112 storage	w2	chipping		see above	see above	0	0		
326				112c	storage	112 storage	w3	chipping, flaking		see above	see above	0	0		
333				112c	storage	112 storage	w4	holes, flaking		see above	see above	0	0		
334				113	classroom	113	floor	n/a		600	20	0	0		
335				113	classroom	113	ceiling	n/a		see above	see above	0	0		
336				113	classroom	113	w1	chipping		see above	see above	0	0		
337				113	classroom	113	w2	chipping		see above	see above	0	0		
338				113	classroom	113	w3	flaking		see above	see above	0	0		
339				113	classroom	113	w4	n/a		see above	see above	0	0		
340				113c	storage	113 storage	floor	n/a		200	8	0	0		
341				113c	storage	113 storage	ceiling	n/a		see above	see above	0	0		
342				113c	storage	113 storage	w1	flaking		see above	see above	0	0		
343				113c	storage	113 storage	w2	n/a		see above	see above	0	0		
344				113c	storage	113 storage	w3	flaking		see above	see above	0	0		
345				113c	storage	113 storage	w4	n/a		see above	see above	0	0		
346				114	classroom	114	floor	n/a		600	18	0	0		
347				114	classroom	114	ceiling	n/a		see above	see above	0	0		
348				114	classroom	114	w1	chipping		see above	see above	0	0		
349				114	classroom	114	w2	chipping		see above	see above	0	0		
350				114	classroom	114	w3	flaking, chipping		see above	see above	0	0		
351				114	classroom	114	w4	n/a		see above	see above	0	0		
352				114c	storage	114 storage	floor	n/a		200	8	0	0		
353				114c	storage	114 storage	ceiling	n/a		see above	see above	0	0		
354				114c	storage	114 storage	w1	flaking		see above	see above	0	0		
355				114c	storage	114 storage	w2	flaking		see above	see above	0	0		
356				114c	storage	114 storage	w3	flaking		see above	see above	0	0		
357				114c	storage	114 storage	w4	flaking		see above	see above	0	0		
358				1F	Foir	Foir adjacent to classroom mods	floor	n/a		200	6	0	0		
359				1F	Foir	Foir adjacent to classroom mods	ceiling	flaking		see above	see above	0	0		
360				1F	Foir	Foir adjacent to classroom mods	w1	n/a		see above	see above	0	0		
361				1F	Foir	Foir adjacent to classroom mods	w2	chipping, flaking		see above	see above	0	0		
362				1F	Foir	Foir adjacent to classroom mods	w3	chipping		see above	see above	0	0		
363				1F	Foir	Foir adjacent to classroom mods	w4	chipping		see above	see above	0	0		
364				1HH	hallway	Hallway near 114 to boys restroom	floor	n/a		800	22	0	0		
365				1HH	hallway	Hallway near 114 to boys restroom	ceiling	n/a		see above	see above	0	0		
366				1HH	hallway	Hallway near 114 to boys restroom	w1	chipping, flaking		see above	see above	0	0		
367				1HH	hallway	Hallway near 114 to boys restroom	w2	n/a		see above	see above	0	0		
368				1HH	hallway	Hallway near 114 to boys restroom	w3	flaking, chipping		see above	see above	0	0		
369				1HH	hallway	Hallway near 114 to boys restroom	w4	chipping		see above	see above	0	0		
370				1HM	hallway	Hallway near foyer to classroom mods	floor	Needs further inspection		500	15	0	0		
371				1HM	hallway	Hallway near foyer to classroom mods	ceiling	Needs further inspection		see above	see above	0	0		

C.W. Henry ES Sample Results

[illegible]

Appendix G. Photographs



Classroom 103 – Pre-Stabilization



Classroom 103 – Post Stabilization



Classroom 107, Closet - Pre-Stabilization



Classroom 107, Closet - Post Stabilization



Basement – Art Room – Pre - Stabilization



Basement – Art Room Post Stabilization

Appendix H. Environmental Firm Certification Documentation of Training

CRITERION LABORATORIES, INC.

400 STREET ROAD, BENSALEM, PA 19020
PHONE: (215) 244-1300, FAX: (215) 244-4349
WWW.CRITERIONLABS.COM

Certificate of Attendance and Successful Completion

Lead RRP Initial – English
Per 40 CFR Part 745.225


Christopher Karoly

3232 Skippack Pike, Lansdale, PA 19446

Certificate Number: R-I-19014-18-747541



Course Date: 12/17/2018
Examination Date: 12/17/2018
Expiration Date: 12/17/2023



JAMES A. WELTZ, CIH
Training Manager / Principal Instructor

CRITERION LABORATORIES, INC.

400 STREET ROAD, BENSALEM, PA 19020
PHONE: (215) 244-1300, FAX: (215) 244-4349
WWW.CRITERIONLABS.COM


Certificate of Attendance and Successful Completion

Dust Sampling Technician – English
Per 40 CFR Part 745.225


Christopher Karoly

3232 Skippack Pike, Lansdale, PA 19446

Certificate Number: D-I-19014-18-747435



Course Date: 11/20/2018
Examination Date: 11/20/2018
Expiration Date: 11/20/2023




JAMES A. WELTZ, CIH
Training Manager / Principal Instructor

***Appendix I. Painting Contractor Certifications or Documentation of
Training***

United States Environmental Protection Agency

This is to certify that



Sioutis Coatings Enterprise, Inc.

has fulfilled the requirements of the Toxic Substances Control Act (TSCA) Section 402, and has received certification to conduct lead-based paint renovation, repair, and painting activities pursuant to 40 CFR Part 745.89

In the Jurisdiction of:

All EPA Administered States, Tribes, and Territories

This certification is valid from the date of issuance and expires

November 09, 2023

NAT-67382-2

Certification #

October 26, 2018

Issued On

Michelle Price

Michelle Price, Chief

Lead, Heavy Metals, and Inorganics Branch



Finishing Trades Institute of the
Mid-Atlantic Region

Certificate of Completion
For
Joseph Hagan

Address: 4231 Shelmire Ave. Philadelphia, PA 19136

**Has successfully completed Lead Safety for Renovation, Repair, and Painting,
Course Language (English)**



R-1-21936-12-00245

Participant Identification Number

December 11, 2018

Course Completion date

December 11, 2023

Course Certificate Expires on This Date

Martin McNulty

FTIMAR Safety Training Manager



Appendix J. Documentation of Parent and Staff Notification



**Charles W. Henry School
601 Carpenter Lane
Philadelphia, PA 19119**

**Katherine Davis
Principal**

Telephone: 215-400-3480

Paint and Plaster Stabilization: Project Start

Dear School Families,

The School District of Philadelphia works daily to ensure that our students and staff have a safe, healthy environment in which to learn and work. On behalf of the School District, I am writing to share information with you about plans for renovation to remove loose and peeling paint in our school building. The goal of the work is to enhance classroom environments and remove the risk of lead exposure to children in our school community.

The School District has begun paint and plaster stabilization work in school buildings constructed prior to 1978 that are likely to contain lead-based paint. Paint stabilization involves removing loose, peeling, flaking and crumbling paint and plaster under controlled conditions. Our school has been selected for this work because paint damage was documented in occupied spaces such as classrooms and classroom closets, administrative offices, cafeteria, auditorium, bathrooms, kitchen, hallways, and emergency exit stairways.

The work is being completed by individuals who are trained and certified in United States Environmental Protection Agency (EPA) lead-based paint renovation, repair and painting work practices. These work practices ensure that classrooms and other areas are free of paint chips, dust and debris. Each space will be assessed after the work is completed in each area to ensure that the spaces are ready for students and staff to safely occupy. Building staff will also look for signs of paint and plaster damage and clean paint and plaster dust and debris using a HEPA vacuum before, during, and after the project.

Details about the project including the environmental consultant's assessment report, project schedule and frequently asked questions are available in the school's main office or by visiting www.philasd.org/facilities. Copies will also be provided to the School Advisory Council and Home and School Association in the near future.

We understand that you likely will have additional questions, and we will work to address those promptly. The School District will host a meeting for families to share an overview of the repairs and to answer questions on **Tuesday, May 7, 2019 at 9:00 AM** in our school.

Sincerely,
Katherine Davis
Principal