



John Taggart Elementary School
400 West Porter Street
Philadelphia, Pennsylvania

Paint and Plaster Stabilization Project Final Report

NOVEMBER 7, 2019

PREPARED FOR:

School District of Philadelphia
440 North Broad Street, Room 3053
Philadelphia, Pennsylvania
Attention: Mr. Brian Joseph

PREPARED BY:

The Vertex Companies, Inc.
700 Turner Industrial Way
Aston, Pennsylvania 19014
PHONE 610.558.8902

CONTROL NUMBER:

2018255009

WORK ORDER NUMBER:

1709065

ENCUMBRANCE NUMBER: 588472

VERTEX Project No: 54628

TABLE OF CONTENTS

- I. Introduction
- II. Methods Executive Summary
 - A. Preliminary Steps
 - i. Parent and Staff Notifications
 - ii. Decluttering
 - iii. Wall Hangings
 - iv. Swing Space
 - v. Facilities Building Cleaning Staff Training
 - B. Pre-Cleaning
 - C. Paint and Plaster Stabilization Procedures
 - i. Work Practices
 - ii. Oversight
 - D. Cleanup and Completion
 - i. Cleanup
 - ii. Testing
- III. Oversight
 - A. Scope of Work
 - B. EPA Checklist
 - C. Oversight
 - D. Sample Results

Appendix A. Scope of Work Table

Appendix B. EPA Checklist Table

Appendix C. Oversight Table

Appendix D. Sample Results Table

Appendix E. Photographs

Appendix F. Environmental Firm Certificates

Appendix G. Paint Contractor Certifications

Appendix H. Documentation of Parent and Staff Notifications

I. Introduction

The School District of Philadelphia developed a Paint and Plaster Stabilization Project Plan and Procedures jointly with the District's Office of Environmental Management and Services (OEMS) and the Philadelphia Federation of Teacher's Health and Welfare Fund and Union's Director of Environmental Science and Occupational Safety and Health. The purpose of this work is to minimize the risk of children's exposure to lead-based paint while at school. Designated schools were inspected by a Lead Risk Assessor to develop a Scope of Work for each school. The project was conducted from December 3, 2018 through August 30, 2019. Synertech, Inc. provided oversight and clearance testing from December 3, 2018 through December 21, 2018. The Vertex Companies, Inc. (VERTEX) was contracted by OEMS to perform oversight and clearance testing during the paint and plaster stabilization project being conducted at Taggart Elementary School located at 400 West Porter Street in Philadelphia, PA beginning on December 26, 2018 and continuing through the end of the project. Workers certified under the US Environmental Protection Agency (EPA) Lead Renovation, Repair, and Painting rule (RRP) performed the removal of loose, peeling, flaking, and damaged paint and plaster as delineated in the Scope of Work. This work was overseen by a certified independent environmental technician who verified workers were following RRP rules procedures. The environmental technician also performed lead in dust wipe sampling in areas designated by the stabilization plan.

II. Methods Executive Summary

A. Preliminary Steps

i. Parent and Staff Notifications

An initial communication titled **Notice of Building Improvement Project: Paint and Plaster Stabilization**, along with a Questions and Answers sheet was mailed to staff and parents several weeks prior to the commencement of work. Parents of children in grades Pre-K to 1 also received the EPA Lead RRP pamphlet in this mailing. Additionally, prior to the start of the project, parent and staff meetings were by OEMS, Maintenance, and Operations to explain the process of the paint and plaster projects and to field any questions or concerns.

ii. Decluttering

Classrooms, closets, and other storage areas were decluttered prior to the commencement of stabilization work. Coordination of decluttering activities was made between teachers and facilities staff to ensure that outdated and unneeded materials were discarded. Facilities staff assisted teachers in moving large and heavy materials to dumpsters.

iii. Wall Hangings

Posters, bulletin boards, framed art, and any other wall hangings present were removed prior to the commencement of paint and plaster stabilization activities. This was coordinated with teachers by the Operations Division at the kick-off meeting, and during the phasing of the project, with the help of the Principal. Teachers were instructed to use bulletin boards or mounting putty to hang materials in the future. The use of staples or any kind of tape to hang materials moving forward is not permitted.

iv. Swing Space

Swing space was identified prior to the commencement of stabilization work to ensure that classrooms were available during the school year. A plan was created on a school-by-school basis to relocate students and teachers from classrooms during the course of this work. Each work area was scheduled for cleaning by facilities staff after the paint stabilization work was completed by the painting contractor.

v. Facilities Building Cleaning Staff Training

Cleaning staff were provided with information about this project and expectations for post-cleaning. Post-cleaning activities include HEPA vacuuming and wet wiping all horizontal surfaces and polishing floors.

B. Pre-Cleaning

District Maintenance Environmental Staff performed HEPA vacuuming and wet wiping in areas that had significant paint chips or plaster debris on stored materials that needed to be moved prior to stabilization.

C. Paint and Plaster Stabilization Procedures

i. Work Practices

Prior to the commencement of paint and plaster stabilization activities, facilities staff moved stored materials and furniture in each space into either the center of the room or the hallway. Any remaining objects in each space were covered with plastic. All windows, non-entrance doors, and HVAC system openings were sealed with plastic. The entrance to the space was covered with plastic sheeting and a plastic flap and had a lead warning sign attached as per EPA Lead RRP. A walk-off pad was placed outside the entrance to limit the spread of dust from the work area. Any visible paint chips and dust were HEPA vacuumed. Plastic floor coverings extended 6 feet out from the vertical surfaces being stabilized where physically possible.

All workers performing paint and plaster stabilization were certified as Lead RRP workers. Workers wore disposable clothing, foot coverings, and applicable respiratory protection inside each work area when performing paint and plaster stabilization. Stabilization work was performed in compliance with the EPA Lead RRP rules and guidelines. When stabilization work was completed, paint chips and debris were folded up inside plastic floor coverings and disposed of in heavy duty plastic waste bags. Waste bags were tied with a “gooseneck” knot and sealed with tape. Waste was disposed off-site as construction debris.

ii. Oversight

An environmental technician was on-site each day that any prep, stabilization, or painting was performed by the contractor. The overall responsibility of the technician was to ensure compliance with lead safe work practices. The technician maintained an oversight spreadsheet completing the date each space was pre-cleaned, the contents were moved, the space was prepped, and the surfaces were stabilized. The technician also collected colorimetric wipes where necessary and recorded the number of RRP wipes, colorimetric wipes, and the results of any wipes submitted for flame atomic absorption spectrophotometry on this spreadsheet. RRP wipes collected by the painting contractor were verified as clean or passing by the technician.

In addition, the technician also completed an EPA Checklist spreadsheet. This spreadsheet confirmed that for each work area that warning signs were posted at the entrance, the work area was contained to prevent the spread of dust and debris, all objects in the work area were removed or covered, HVAC ducts were closed and covered, windows were closed, doors were closed and sealed, doors that must be used for passage were covered to prevent the spread of dust, floors were covered with taped down plastic, waste was contained on-site and while being transported off site, work area was properly cleaned after renovation, all chips and debris were picked up, protective sheeting misted, folded dirty side inward, and taped for removal, light lenses were inspected, surfaces above light fixtures were inspected, and that surfaces were HEPA vacuumed or wiped with wet cloths.

D. Cleanup and Completion of Stabilization Work

The following cleanup and completion procedures were performed for each work area after the completion of stabilization work:

i. Cleanup

Cleanup began once the contractor and environmental technician agreed that there were no signs of loose, peeling, flaking, bubbling, or crumbling paint or plaster on walls, ceilings, or any other painted surfaces. The protective sheeting was misted, folded dirty side inward, taped, and bagged in heavy duty bags. Workers used HEPA vacuums and wet cloths to clean floors, windowsills, and any other horizontal surfaces. The environmental technician then performed a visual inspection to ensure there were no visible signs of paint chips, debris, or dust of any kind on surfaces in the work area or outside the contained and isolated work area.

ii. Testing

Testing performed in each work area was a combination of EPA RRP cleaning verification wipes, Colorimetric Wipe SKC, Inc. Full Disclosure Instant Wipes for instant detection of lead in dust, and laboratory analysis via flame atomic absorption spectrophotometry. Laboratory analysis was performed by EMSL Analytical, Inc. of Cinnaminson, New Jersey. Once each work area was stabilized, plastic coverings removed, and surfaces cleaned, the environmental technician performed a visual inspection. Upon passing the visual inspection, the contractor performed EPA RRP verification wipes as required by EPA Lead RRP. The contractor and technician had to agree that each wipe passed the cleanliness standard. If either the contractor or technician failed a wipe, the space was recleaned and retested until the wipes passed. For the majority of spaces, passing EPA RRP verification wipes were the only tests required.

In "Child-occupied areas" spaces, at least one colorimetric wipe per space was collected. "Child-occupied areas" include classrooms, cafeterias, gymnasiums, and auditoriums that are routinely used by children in pre-kindergarten, kindergarten, and first grade. Common areas that these children only pass through, such as hallways and stairwells are not included. "Child-occupied areas" were identified by the Principal. The colorimetric wipes have a detection limit of 18µg of lead. If the wipe changes from an orange to a pink or red color, it indicates that there is a concentration of lead >18µg and the wipe fails. If a colorimetric wipe failed, the space was recleaned until both passing EPA RRP verification wipes and colorimetric wipes were obtained.

Approximately ten percent of colorimetric wipes collected were sent to EMSL Analytical, Inc. for flame atomic absorption spectrophotometry. The School District of Philadelphia has chosen to use a standard of 20µg of lead for passing floor samples. If laboratory results were >20µg, the space was recleaned and retested with EPA RRP verification wipes, colorimetric wipes, and flame atomic absorption until the results were <20µg.

III. Oversight

A. Scope of Work

Taggart Elementary School was inspected by a Lead Risk Assessor to develop a Scope of Work. The assessor looked for cracking, chipping, gouging, holes, flaking, spalling, efflorescence, and significant moisture damage on walls and ceilings throughout the school. The assessor also recorded any observed paint chips or plaster debris on floors, windowsills, furniture, and stored materials. The observed damage for each space became the Scope of Work for this project. Additional areas of damage found behind wall hangings and inside decluttered closets were added to the scope of work as they were observed. A copy of the Scope of Work can be found in Appendix A.

B. EPA Checklist

The on-site environmental technician completed an EPA Checklist spreadsheet. This spreadsheet confirmed that for each work area that warning signs were posted at the entrance, the work area was contained to prevent the spread of dust and debris, all objects in the work area were removed or covered, HVAC ducts were closed and covered, windows were closed, doors were closed and sealed, doors that must be used for passage were covered to prevent the spread of dust, floors were covered with taped down plastic, waste was contained on-site and while being transported off site, work area was properly cleaned after renovation, all chips and debris were picked up, protective sheeting misted, folded dirty side inward, and taped for removal, and that surfaces were HEPA vacuumed or wiped with wet clothes. The technician also confirmed that a certified renovator performed post renovation cleaning verification and signed off that each of the previously listed requirements had occurred for each work area. A copy of the EPA Checklist can be found in Appendix B.

C. Oversight

An environmental technician was on-site each day that any prep, stabilization, or painting was performed by contractor. The overall responsibility of the technician was to ensure compliance with lead safe work practices. Each technician was a certified renovator and lead dust sampling technician. The technician maintained an oversight spreadsheet completing the date each space was pre-cleaned, the contents were moved, the space was prepped, and the surfaces were stabilized. The technician also collected colorimetric wipes where necessary and recorded the number of RRP wipes, colorimetric wipes, and the results of any wipes submitted for flame atomic absorption spectrophotometry on this spreadsheet. A copy of the Oversight spreadsheet can be found in Appendix C.

D. Sample Results

Summary of Sample Results for Taggart Elementary School		
# RRP Wipes	# Colorimetric Wipes	# Flame AA Samples
1314	30	10

Specific locations for the RRP verification wipes and colorimetric wipes can be found in Appendix C. Specific results of flame atomic absorption samples can be found in Appendix D.

Appendix A. Scope of Work Table

Taggart -Scope of Work

Task ID	ULCS#	E l e m e n t	F l o o r	Space # (on Floor Plan)	Space Type	On Site Room Name	Component	Description of Paint and Plaster Damage (i.e. cracking, chipping, gouges, holes, flaking, spalling, efflorescence, significant moisture damage)	Quantity (sf)	On-going Moisture Intrusion (yes or no)	Paint and Plaster Debris on Surfaces and/or Educational Materials (describe location)	Quantity (sf)	Contents Need to be Moved (i.e. posters, contents, furniture)	Plastering Needed (yes or no)	Other Notes or Comments
1	2690	1	3	411	Student Restrooms - Male (4-12)	3rd Floor Boy's Restroom	Ceiling	Flaking above missing ceiling tile	10	No	No	N/A	N/A	No	
2	2690	1	3	411	Student Restrooms - Male (4-12)	3rd Floor Boy's Restroom	Floor	Chipping, Flaking	10	No	No	N/A	N/A	No	
3	2690	1	3	411	Student Restrooms - Male (4-12)	3rd Floor Boy's Restroom	W1	Cracking	10	No	No	N/A	N/A	No	
4	2690	1	3	411	Student Restrooms - Male (4-12)	3rd Floor Boy's Restroom	W2	Cracking, Chipping on transite, Efflorescence behind toilets	63	No	No	N/A	N/A	Yes	
5	2690	1	3	411	Student Restrooms - Male (4-12)	3rd Floor Boy's Restroom	W3	Cracking	15	No	No	N/A	N/A	No	
6	2690	1	3	411	Student Restrooms - Male (4-12)	3rd Floor Boy's Restroom	W4	Flaking on radiator, Efflorescence	55	Yes	No	N/A	N/A	Yes	Damage has been repaired but is returning
7	2690	1	3	400	Primary	Classroom 400	Floor	N/A	N/A	No	Paint chips in corner of walls 1&4	1	Furniture	No	Limited inspection due to stored materials
8	2690	1	3	400	Primary	Classroom 400	W1	Cracking, Chipping, Gouge, Holes, paint has been stabilized on 2	25	No	No	N/A	Posters, Table	Yes	
9	2690	1	3	400	Primary	Classroom 400	W2	Cracking, Chipping, Flaking	31	No	No	N/A	Stored Materials	No	
10	2690	1	3	400	Primary	Classroom 400	W3	Chipping on wall and radiators, Holes on wall, paint has been stabilized, Holes behind radiator	52	No	No	N/A	Furniture	Yes	
11	2690	1	3	400	Primary	Classroom 400	W4	Cracking, Chipping on wall and metal pipe, Gouge, Holes, paint has been stabilized, Flaking on wall and metal pipe	15	No	No	N/A	Posters, Furniture	Yes	
12	2690	1	3	400A	Storage	Classroom 400 Closet	Ceiling	Hole above window	1	No	No	N/A	Shelves and Stored Materials	Yes	Limited inspection due to shelves and stored materials
13	2690	1	3	400A	Storage	Classroom 400 Closet	Floor	N/A	N/A	No	No	N/A	Shelves and Stored Materials	No	Limited inspection due to shelves and stored materials
14	2690	1	3	400A	Storage	Classroom 400 Closet	W1	N/A	N/A	No	No	N/A	Shelves and Stored Materials	No	Limited inspection due to shelves and stored materials
15	2690	1	3	400A	Storage	Classroom 400 Closet	W2	N/A	N/A	No	No	N/A	Shelves and Stored Materials	No	Limited inspection due to shelves and stored materials
16	2690	1	3	400A	Storage	Classroom 400 Closet	W3	Chipping on radiator, Flaking behind radiator	4	No	No	N/A	Shelves and Stored Materials	No	Limited inspection due to shelves and stored materials
17	2690	1	3	400A	Storage	Classroom 400 Closet	W4	Cracking, Chipping	4	No	No	N/A	Shelves and Stored Materials	No	Limited inspection due to shelves and stored materials
18	2690	1	3	401	Primary	Classroom 401	W1	Chipping, Hole, Flaking on old speaker	3	No	No	N/A	Posters	No	

Taggart -Scope of Work

Task ID	ULCS#	E l e m e n t	F l o o r	Space # (on Floor Plan)	Space Type	On Site Room Name	Component	Description of Paint and Plaster Damage (i.e. cracking, chipping, gouges, holes, flaking, spalling, efflorescence, significant moisture damage)	Quantity (sf)	On-going Moisture Intrusion (yes or no)	Paint and Plaster Debris on Surfaces and/or Educational Materials (describe location)	Quantity (sf)	Contents Need to be Moved (i.e. posters, contents, furniture)	Plastering Needed (yes or no)	Other Notes or Comments
19	2690	1	3	401	Primary	Classroom 401	W2	Chipping	3	No	No	N/A	Posters	No	
20	2690	1	3	401	Primary	Classroom 401	W3	Flaking on wall and behind radiator	21	No	No	N/A	Posters	No	
21	2690	1	3	401	Primary	Classroom 401	W4	Hole	1	No	No	N/A	Posters	Yes	
22	2690	1	3	401A	Storage	Classroom 401 Closet	Ceiling	No Access	No Access	No Access	No Access	No Access	No Access	No Access	Teacher refused access stating it was her "private closet"
23	2690	1	3	401A	Storage	Classroom 401 Closet	Floor	No Access	No Access	No Access	No Access	No Access	No Access	No Access	Teacher refused access stating it was her "private closet"
24	2690	1	3	401A	Storage	Classroom 401 Closet	W1	No Access	No Access	No Access	No Access	No Access	No Access	No Access	Teacher refused access stating it was her "private closet"
25	2690	1	3	401A	Storage	Classroom 401 Closet	W2	No Access	No Access	No Access	No Access	No Access	No Access	No Access	Teacher refused access stating it was her "private closet"
26	2690	1	3	401A	Storage	Classroom 401 Closet	W3	No Access	No Access	No Access	No Access	No Access	No Access	No Access	Teacher refused access stating it was her "private closet"
27	2690	1	3	401A	Storage	Classroom 401 Closet	W4	No Access	No Access	No Access	No Access	No Access	No Access	No Access	Teacher refused access stating it was her "private closet"
28	2690	1	3	402	Primary	Classroom 402	W1	Chipping	14	No	No	N/A	Posters	No	
29	2690	1	3	402	Primary	Classroom 402	W2	Cracking, Chipping, Hole, Flaking	32	No	No	N/A	Furniture, Stored Materials	Yes	
30	2690	1	3	402	Primary	Classroom 402	W3	Cracking, Chipping on radiators, Hole, paint has been stabilized, Flaking behind radiators, Efflorescence behind radiator	82	Yes	No	N/A	Furniture, Stored Materials	Yes	
31	2690	1	3	402	Primary	Classroom 402	W4	Cracking, Chipping, Flaking	23	No	No	N/A	Posters	No	
32	2690	1	3	402A	Storage	Classroom 402 Closet	Ceiling	No Access	No Access	No Access	No Access	No Access	No Access	No Access	Padlocked. This space will need to be inspected.
33	2690	1	3	402A	Storage	Classroom 402 Closet	Floor	No Access	No Access	No Access	No Access	No Access	No Access	No Access	Padlocked. This space will need to be inspected.
34	2690	1	3	402A	Storage	Classroom 402 Closet	W1	No Access	No Access	No Access	No Access	No Access	No Access	No Access	Padlocked. This space will need to be inspected.
35	2690	1	3	402A	Storage	Classroom 402 Closet	W2	No Access	No Access	No Access	No Access	No Access	No Access	No Access	Padlocked. This space will need to be inspected.
36	2690	1	3	402A	Storage	Classroom 402 Closet	W3	No Access	No Access	No Access	No Access	No Access	No Access	No Access	Padlocked. This space will need to be inspected.
37	2690	1	3	402A	Storage	Classroom 402 Closet	W4	No Access	No Access	No Access	No Access	No Access	No Access	No Access	Padlocked. This space will need to be inspected.
38	2690	1	3	403	Primary	Classroom 403	Ceiling	Flaking above 2nd closet entrance	1	No	No	N/A	N/A	No	
39	2690	1	3	403	Primary	Classroom 403	W1	Cracking in air shaft, Chipping, Hole, paint has been stabilized	6	No	No	N/A	Cabinet	Yes	

Taggart -Scope of Work

Task ID	ULCS#	E l e m e n t	F l o o r	Space # (on Floor Plan)	Space Type	On Site Room Name	Component	Description of Paint and Plaster Damage (i.e. cracking, chipping, gouges, holes, flaking, spalling, efflorescence, significant moisture damage)	Quantity (sf)	On-going Moisture Intrusion (yes or no)	Paint and Plaster Debris on Surfaces and/or Educational Materials (describe location)	Quantity (sf)	Contents Need to be Moved (i.e. posters, contents, furniture)	Plastering Needed (yes or no)	Other Notes or Comments
40	2690	1	3	403	Primary	Classroom 403	W3	Chipping on radiators, Hole, paint has been stabilized, Hole behind radiator, Flaking behind radiator	46	No	No	N/A	Tables	Yes	
41	2690	1	3	403	Primary	Classroom 403	W4	Chipping, Flaking on door	3	No	No	N/A	Shelf and Books	No	
42	2690	1	3	403A	Storage	Classroom 403 Closet	Ceiling	N/A	N/A	No	No	N/A	Stored Materials	No	Limited inspection due to stored materials
43	2690	1	3	403A	Storage	Classroom 403 Closet	Floor	N/A	N/A	No	No	N/A	Stored Materials	No	Limited inspection due to stored materials
44	2690	1	3	403A	Storage	Classroom 403 Closet	W1	Hole	1	No	No	N/A	Stored Materials	Yes	Limited inspection due to stored materials
45	2690	1	3	403A	Storage	Classroom 403 Closet	W2	N/A	N/A	No	No	N/A	Stored Materials	No	Limited inspection due to stored materials
46	2690	1	3	403A	Storage	Classroom 403 Closet	W3	Cracking	6	No	No	N/A	Stored Materials	No	Limited inspection due to stored materials
47	2690	1	3	403A	Storage	Classroom 403 Closet	W4	N/A	N/A	No	No	N/A	Stored Materials	No	Limited inspection due to stored materials
48	2690	1	3	404	Primary	Classroom 404	W1	Cracking, some in air shaft, Chipping, Holes	23	No	No	N/A	Posters	No	
49	2690	1	3	404	Primary	Classroom 404	W3	Chipping on radiators, Flaking behind radiators	80	No	No	N/A	N/A	No	
50	2690	1	3	404A	Storage	Classroom 404 Closet	Ceiling	N/A	N/A	No	No	N/A	Stored Materials	No	Limited inspection due to stored materials
51	2690	1	3	404A	Storage	Classroom 404 Closet	Floor	N/A	N/A	No	No	N/A	Stored Materials	No	Limited inspection due to stored materials
52	2690	1	3	404A	Storage	Classroom 404 Closet	W1	N/A	N/A	No	No	N/A	Stored Materials	No	Limited inspection due to stored materials
53	2690	1	3	404A	Storage	Classroom 404 Closet	W2	N/A	N/A	No	No	N/A	Stored Materials	No	Limited inspection due to stored materials
54	2690	1	3	404A	Storage	Classroom 404 Closet	W3	Cracking	10	No	No	N/A	Cabinet, Stored Materials	No	Limited inspection due to stored materials
55	2690	1	3	404A	Storage	Classroom 404 Closet	W4	Chipping	3	No	No	N/A	Stored Materials	No	Limited inspection due to stored materials
56	2690	1	3	405	Primary	Classroom 405	W1	Cracking, Chipping, Flaking	34	No	No	N/A	N/A	Yes	
57	2690	1	3	405	Primary	Classroom 405	W2	Cracking, Chipping, Holes, paint has been stabilized	29	No	No	N/A	N/A	Yes	
58	2690	1	3	405	Primary	Classroom 405	W3	Hole, paint has been stabilized, Flaking behind radiator	41	No	No	N/A	N/A	No	
59	2690	1	3	405A	Storage	Classroom 405 Closet	Ceiling	N/A	N/A	No	No	N/A	Stored Materials	No	Limited inspection due to stored materials
60	2690	1	3	405A	Storage	Classroom 405 Closet	Floor	N/A	N/A	No	No	N/A	Stored Materials	No	Limited inspection due to stored materials
61	2690	1	3	405A	Storage	Classroom 405 Closet	W1	N/A	N/A	No	No	N/A	Cabinet	No	Limited inspection due to stored materials
62	2690	1	3	405A	Storage	Classroom 405 Closet	W2	Cracking	2	No	Debris on hooks	1	Stored Materials	No	Limited inspection due to stored materials
63	2690	1	3	405A	Storage	Classroom 405 Closet	W3	Cracking, Hole, paint has been stabilized	7	No	No	N/A	Stored Materials	Yes	Limited inspection due to stored materials
64	2690	1	3	405A	Storage	Classroom 405 Closet	W4	Cracking, Chipping, Flaking	11	No	No	N/A	Stored Materials	Yes	Limited inspection due to stored materials

Taggart -Scope of Work

Task ID	ULCS#	E l e m e n t	F l o o r	Space # (on Floor Plan)	Space Type	On Site Room Name	Component	Description of Paint and Plaster Damage (i.e. cracking, chipping, gouges, holes, flaking, spalling, efflorescence, significant moisture damage)	Quantity (sf)	On-going Moisture Intrusion (yes or no)	Paint and Plaster Debris on Surfaces and/or Educational Materials (describe location)	Quantity (sf)	Contents Need to be Moved (i.e. posters, contents, furniture)	Plastering Needed (yes or no)	Other Notes or Comments
65	2690	1	3	406	Primary	Classroom 406	W1	Cracking, Chipping, Holes, paint has been stabilized on 1, Flaking in air shaft	12	No	No	N/A	Posters	Yes	
66	2690	1	3	406	Primary	Classroom 406	W2	Cracking, Chipping on wall and metal pipe	8	No	No	N/A	Shelves and Stored Materials	No	
67	2690	1	3	406	Primary	Classroom 406	W3	Cracking behind shelf, Chipping on radiators, Hole, Efflorescence behind radiator	45	Yes	No	N/A	Stored Materials	Yes	
68	2690	1	3	406	Primary	Classroom 406	W4	Cracking, Chipping, Holes, paint has been stabilized	33	No	No	N/A	Desks	Yes	
69	2690	1	3	406A	Storage	Classroom 406 Closet	Ceiling	N/A	N/A	No	No	N/A	Stored Materials	No	Limited inspection due to stored materials
70	2690	1	3	406A	Storage	Classroom 406 Closet	Floor	N/A	N/A	No	No	N/A	Stored Materials	No	Limited inspection due to stored materials
71	2690	1	3	406A	Storage	Classroom 406 Closet	W1	Hole, paint has been stabilized	1	No	No	N/A	Stored Materials	Yes	
72	2690	1	3	406A	Storage	Classroom 406 Closet	W2	N/A	N/A	No	Debris on Hooks	1	Stored Materials	No	Limited inspection due to stored materials
73	2690	1	3	406A	Storage	Classroom 406 Closet	W3	Cracking, Hole, paint has been stabilized	7	No	No	N/A	Stored Materials	Yes	
74	2690	1	3	406A	Storage	Classroom 406 Closet	W4	Cracking, Holes, paint has been stabilized, Flaking	13	No	No	N/A	Stored Materials	Yes	
75	2690	1	3	407	Primary	Classroom 407	Ceiling	Flaking by entrance	2	No	No	N/A	N/A	No	
76	2690	1	3	407	Primary	Classroom 407	W1	Chipping	19	No	No	N/A	Posters	No	
77	2690	1	3	407	Primary	Classroom 407	W2	Chipping, Efflorescence	13	Yes	No	N/A	Posters, Shelves	Yes	
78	2690	1	3	407	Primary	Classroom 407	W3	Cracking, Chipping on radiators, Flaking behind radiators, Efflorescence	105	Yes	No	N/A	Posters, Shelves, Stored Materials	Yes	Limited inspection due to stored materials
79	2690	1	3	407	Primary	Classroom 407	W4	Cracking, Chipping, Flaking	13	No	No	N/A	Furniture, Stored Materials	No	
80	2690	1	3	407A	Storage	Classroom 407 Closet	Floor	N/A	N/A	No	Debris in corner of walls 2&3	3	N/A	No	
81	2690	1	3	407A	Storage	Classroom 407 Closet	W2	Cracking, Holes, Flaking, Coat hooks pulling off wall	62	No	No	N/A	Cabinets, Stored Materials	Yes	Limited inspection due to stored materials
82	2690	1	3	407A	Storage	Classroom 407 Closet	W3	Cracking, Chipping on radiator, Efflorescence	17	Yes	No	N/A	Stored Materials	Yes	Limited inspection due to stored materials
83	2690	1	3	407A	Storage	Classroom 407 Closet	W4	Cracking, Flaking	15	No	No	N/A	N/A	No	
84	2690	1	3	408	Primary	Classroom 408	W1	Chipping, Holes, paint has been stabilized	28	No	No	N/A	Posters	Yes	
85	2690	1	3	408	Primary	Classroom 408	W2	Chipping, Gouges, Hole, paint has been stabilized	10	No	No	N/A	Posters, Furniture	Yes	
86	2690	1	3	408	Primary	Classroom 408	W3	Chipping on wall and radiators, Holes, paint has been stabilized, Flaking behind radiators	78	No	No	N/A	Posters, Furniture	Yes	
87	2690	1	3	408	Primary	Classroom 408	W4	Chipping, Holes, paint has been stabilized	10	No	No	N/A	Posters, Furniture	Yes	

Taggart -Scope of Work

Task ID	ULCS#	E l e m e n t	F l o o r	Space # (on Floor Plan)	Space Type	On Site Room Name	Component	Description of Paint and Plaster Damage (i.e. cracking, chipping, gouges, holes, flaking, spalling, efflorescence, significant moisture damage)	Quantity (sf)	On-going Moisture Intrusion (yes or no)	Paint and Plaster Debris on Surfaces and/or Educational Materials (describe location)	Quantity (sf)	Contents Need to be Moved (i.e. posters, contents, furniture)	Plastering Needed (yes or no)	Other Notes or Comments
88	2690	1	3	408A	Storage	Classroom 408 Closet	Ceiling	N/A	N/A	No	No	N/A	N/A	No	Limited inspection due to stored materials
89	2690	1	3	408A	Storage	Classroom 408 Closet	Floor	N/A	N/A	No	No	N/A	N/A	No	Limited inspection due to stored materials
90	2690	1	3	408A	Storage	Classroom 408 Closet	W1	Cracking, Flaking	4	No	No	N/A	Cabinet	Yes	Limited inspection due to stored materials
91	2690	1	3	408A	Storage	Classroom 408 Closet	W2	Cracking, Flaking	35	No	No	N/A	Cabinet	No	Limited inspection due to stored materials
92	2690	1	3	408A	Storage	Classroom 408 Closet	W3	Chipping, Flaking	8	No	No	N/A	Stored Materials	No	Limited inspection due to stored materials
93	2690	1	3	408A	Storage	Classroom 408 Closet	W4	Flaking	8	No	No	N/A	Stored Materials	No	Limited inspection due to stored materials
94	2690	1	3	409	Primary	Classroom 409	Ceiling	Flaking outside Closet	3	No	No	N/A	N/A	No	
95	2690	1	3	409	Primary	Classroom 409	W1	Chipping, Holes, paint has been stabilized	12	No	No	N/A	Posters	Yes	
96	2690	1	3	409	Primary	Classroom 409	W2	Chipping, Hole, paint has been stabilized	7	No	No	N/A	Posters, Furniture	Yes	
97	2690	1	3	409	Primary	Classroom 409	W3	Chipping on radiators, Holes, paint has been stabilized, Holes behind radiator	47	No	No	N/A	Posters, Furniture	Yes	
98	2690	1	3	409	Primary	Classroom 409	W4	Cracking, Chipping, Flaking	15	No	No	N/A	Posters, Furniture	No	
99	2690	1	3	409A	Storage	Classroom 409 Closet	W1	Hole	1	No	No	N/A	N/A	Yes	
100	2690	1	3	409A	Storage	Classroom 409 Closet	W2	Cracking, Flaking	22	No	No	N/A	N/A	No	
101	2690	1	3	409A	Storage	Classroom 409 Closet	W3	Flaking behind radiator	4	No	Debris behind radiator	1	Shelf	No	
102	2690	1	3	409A	Storage	Classroom 409 Closet	W4	Gouge, Flaking, Coat hooks pulling off wall	6	No	No	N/A	N/A	Yes	
103	2690	1	3	410	Primary	Classroom 410	Floor	N/A	N/A	No	Paint chips by metal pipe	1	N/A	No	
104	2690	1	3	410	Primary	Classroom 410	W1	Cracking, Chipping, Holes, paint has been stabilized on 1	11	No	No	N/A	Posters, Table	Yes	
105	2690	1	3	410	Primary	Classroom 410	W2	Chipping	4	No	No	N/A	Posters	No	
106	2690	1	3	410	Primary	Classroom 410	W3	Chipping on wall and radiators, flaking on wall and metal pipe, Efflorescence	65	Yes	No	N/A	Shelves, Stored Materials	Yes	
107	2690	1	3	410	Primary	Classroom 410	W4	Chipping, Flaking	5	No	No	N/A	Shelves, Stored Materials	No	
108	2690	1	3	410A	Storage	Classroom 410 Closet	W1	Holes, paint has been stabilized on 2, Flaking	5	No	No	N/A	Stored Materials	Yes	Limited inspection due to stored materials
109	2690	1	3	410A	Storage	Classroom 410 Closet	W2	Holes, paint has been stabilized	2	No	No	N/A	Stored Materials	Yes	Limited inspection due to stored materials
110	2690	1	3	410A	Storage	Classroom 410 Closet	W3	Chipping on wall and metal pipe, Gouge, Flaking	10	No	No	N/A	Stored Materials	Yes	Limited inspection due to stored materials
111	2690	1	3	410A	Storage	Classroom 410 Closet	W4	Chipping on radiator, Flaking behind radiator	10	No	No	N/A	N/A	No	
112	2690	1	3	S5-400	Stairs, Fire Tower	Fire Tower across from Classroom 400	Ceiling	Cracking	24	No	No	N/A	N/A	No	Repair to concrete ceiling needed

Taggart -Scope of Work

Task ID	ULCS#	E l e m e n t	F l o o r	Space # (on Floor Plan)	Space Type	On Site Room Name	Component	Description of Paint and Plaster Damage (i.e. cracking, chipping, gouges, holes, flaking, spalling, efflorescence, significant moisture damage)	Quantity (sf)	On-going Moisture Intrusion (yes or no)	Paint and Plaster Debris on Surfaces and/or Educational Materials (describe location)	Quantity (sf)	Contents Need to be Moved (i.e. posters, contents, furniture)	Plastering Needed (yes or no)	Other Notes or Comments
113	2690	1	3	S5-400	Stairs, Fire Tower	Fire Tower across from Classroom 400	Floor	N/A	N/A	No	Debris in corner of walls 1&2 and along wall 4	8	N/A	No	
114	2690	1	3	S5-400	Stairs, Fire Tower	Fire Tower across from Classroom 400	W1	Cracking, Efflorescence	75	Yes	No	N/A	N/A	No	Repair to concrete block wall needed
115	2690	1	3	S5-400	Stairs, Fire Tower	Fire Tower across from Classroom 400	W2	Cracking, Efflorescence	43	Yes	No	N/A	N/A	No	Repair to concrete block wall needed
116	2690	1	3	S5-400	Stairs, Fire Tower	Fire Tower across from Classroom 400	W3	Chipping on doors and doorframe	12	No	No	N/A	N/A	No	
117	2690	1	3	S5-400	Stairs, Fire Tower	Fire Tower across from Classroom 400	W4	Cracking	25	No	No	5	N/A	No	Repair to concrete block wall needed
118	2690	1	3	S3-400	Stairs, Fire Tower	Fire Tower across from Classrooms 404-405	Ceiling	No Access	No Access	No Access	No Access	No Access	No Access	No Access	This space will need to be inspected
119	2690	1	3	S3-400	Stairs, Fire Tower	Fire Tower across from Classrooms 404-405	Floor	No Access	No Access	No Access	No Access	No Access	No Access	No Access	This space will need to be inspected
120	2690	1	3	S3-400	Stairs, Fire Tower	Fire Tower across from Classrooms 404-405	W1	No Access	No Access	No Access	No Access	No Access	No Access	No Access	This space will need to be inspected
121	2690	1	3	S3-400	Stairs, Fire Tower	Fire Tower across from Classrooms 404-405	W2	No Access	No Access	No Access	No Access	No Access	No Access	No Access	This space will need to be inspected
122	2690	1	3	S3-400	Stairs, Fire Tower	Fire Tower across from Classrooms 404-405	W3	No Access	No Access	No Access	No Access	No Access	No Access	No Access	This space will need to be inspected
123	2690	1	3	S3-400	Stairs, Fire Tower	Fire Tower across from Classrooms 404-405	W4	No Access	No Access	No Access	No Access	No Access	No Access	No Access	This space will need to be inspected
124	2690	1	3	H402	Circulation (Hallway)	Hallway outside Classrooms 400-401	W1	Chipping on radiators, Holes, paint has been stabilized, Efflorescence	44	Yes	No	N/A	Displayed Student Work	Yes	Damage has been repaired but is returning
125	2690	1	3	H402	Circulation (Hallway)	Hallway outside Classrooms 400-401	W2	Chipping on doors and doorframe	10	No	No	N/A	N/A	No	
126	2690	1	3	H402	Circulation (Hallway)	Hallway outside Classrooms 400-401	W3	Chipping on metal jackets, Holes, paint has been stabilized	5	No	No	N/A	Displayed Student Work	Yes	
127	2690	1	3	H400	Circulation (Hallway)	Hallway outside Classrooms 403-406	W2	Cracking, Chipping on wall, metal pipe, and radiators, Holes, paint has been stabilized on 8, Flaking	58	No	Debris inside radiator cover	2	Displayed Student Work	Yes	
128	2690	1	3	H400	Circulation (Hallway)	Hallway outside Classrooms 403-406	W3	Chipping, Hole, paint has been stabilized	3	No	No	N/A	N/A	Yes	
129	2690	1	3	H400	Circulation (Hallway)	Hallway outside Classrooms 403-406	W4	Chipping on metal jackets, Holes, paint has been stabilized, Efflorescence	63	Yes	Debris in windowsills	1	Displayed Student Work	Yes	

Taggart -Scope of Work

Task ID	ULCS#	E l e m e n t	F l o o r	Space # (on Floor Plan)	Space Type	On Site Room Name	Component	Description of Paint and Plaster Damage (i.e. cracking, chipping, gouges, holes, flaking, spalling, efflorescence, significant moisture damage)	Quantity (sf)	On-going Moisture Intrusion (yes or no)	Paint and Plaster Debris on Surfaces and/or Educational Materials (describe location)	Quantity (sf)	Contents Need to be Moved (i.e. posters, contents, furniture)	Plastering Needed (yes or no)	Other Notes or Comments
130	2690	1	3	H401	Circulation (Hallway)	Hallway outside Classrooms 408-409	W1	Chipping, Holes, paint has been stabilized, Flaking	14	No	No	N/A	Displayed Student Work	Yes	
131	2690	1	3	H401	Circulation (Hallway)	Hallway outside Classrooms 408-409	W3	Cracking, Chipping, Flaking	32	No	No	N/A	Displayed Student Work	No	
132	2690	1	3	H401	Circulation (Hallway)	Hallway outside Classrooms 408-409	W4	Cracking, Chipping	16	No	No	N/A	N/A	Yes	
133	2690	1	3	S4-400	Stairs	Stairwell adjacent to Classroom 402	Ceiling	Flaking	12	No	No	N/A	N/A	No	
134	2690	1	3	S4-400	Stairs	Stairwell adjacent to Classroom 402	Floor	Chipping on stairs, cove, and railings	89	No	No	N/A	N/A	No	
135	2690	1	3	S4-400	Stairs	Stairwell adjacent to Classroom 402	W1	Chipping on wall, doors, and doorframe, Hole, Flaking, Spalling	43	Yes	No	N/A	N/A	Yes	
136	2690	1	3	S4-400	Stairs	Stairwell adjacent to Classroom 402	W2	Cracking, Flaking on wall and side of stairs, Spalling	35	Yes	No	N/A	N/A	Yes	
137	2690	1	3	S4-400	Stairs	Stairwell adjacent to Classroom 402	W3	Cracking	3	No	No	N/A	N/A	No	
138	2690	1	3	S4-400	Stairs	Stairwell adjacent to Classroom 402	W4	Cracking, Chipping, Flaking	22	No	No	N/A	N/A	No	
139	2690	1	3	S2-400	Stairs	Stairwell adjacent to Classroom 407	Floor	Chipping on stairs, cove, and railings	73	No	Paint chips along wall 3	N/A	N/A	No	
140	2690	1	3	S2-400	Stairs	Stairwell adjacent to Classroom 407	W1	Cracking	3	No	No	N/A	N/A	No	
141	2690	1	3	S2-400	Stairs	Stairwell adjacent to Classroom 407	W2	Cracking, Chipping, Flaking	9	No	No	N/A	N/A	No	
142	2690	1	3	S2-400	Stairs	Stairwell adjacent to Classroom 407	W3	Chipping on wall, doors, and doorframe, Holes, paint has been stabilized	11	No	No	N/A	N/A	Yes	
143	2690	1	3	S2-400	Stairs	Stairwell adjacent to Classroom 407	W4	Chipping, Flaking	18	No	No	N/A	N/A	No	
144	2690	1	3	S1-400	Stairs	Stairwell adjacent to Classroom 409	Floor	Chipping on stairs, cove, and railings	76	No	No	N/A	N/A	No	
145	2690	1	3	S1-400	Stairs	Stairwell adjacent to Classroom 409	W1	Cracking, Holes, Flaking	35	No	No	N/A	N/A	Yes	
146	2690	1	3	S1-400	Stairs	Stairwell adjacent to Classroom 409	W2	Cracking, Chipping on wall, door and doorframe	24	No	No	N/A	N/A	No	
147	2690	1	3	S1-400	Stairs	Stairwell adjacent to Classroom 409	W3	Cracking, Flaking	55	No	No	N/A	N/A	No	
148	2690	1	3	S1-400	Stairs	Stairwell adjacent to Classroom 409	W4	Cracking, Chipping on radiator, Hole	31	No	Debris inside radiator cover	5	N/A	Yes	
149	2690	1	3	S2-500	Stairs	Stairwell to Attic	Ceiling	Efflorescence	22	Yes	No	N/A	N/A	Yes	Damage has been repaired but is returning
150	2690	1	3	S2-500	Stairs	Stairwell to Attic	Floor	Chipping on railings	7	No	No	N/A	N/A	No	
151	2690	1	3	S2-500	Stairs	Stairwell to Attic	W1	Flaking, Efflorescence	6	Yes	No	N/A	Table, Desks	Yes	
152	2690	1	3	S2-500	Stairs	Stairwell to Attic	W2	Cracking, Flaking	5	No	No	N/A	N/A	No	
153	2690	1	3	S2-500	Stairs	Stairwell to Attic	W3	Cracking	4	No	No	N/A	N/A	Yes	
154	2690	1	3	500	Storage	Storage Room 500	Ceiling	Holes, paint has been stabilized, Flaking	40	No	No	N/A	Cabinets, Stored Materials	Yes	
155	2690	1	3	500	Storage	Storage Room 500	Floor	N/A	N/A	No	Debris in corner of walls 1&4	1	Cabinets	No	Limited inspection due to stored materials

Taggart -Scope of Work

Task ID	ULCS#	E l e m e n t	F l o o r	Space # (on Floor Plan)	Space Type	On Site Room Name	Component	Description of Paint and Plaster Damage (i.e. cracking, chipping, gouges, holes, flaking, spalling, efflorescence, significant moisture damage)	Quantity (sf)	On-going Moisture Intrusion (yes or no)	Paint and Plaster Debris on Surfaces and/or Educational Materials (describe location)	Quantity (sf)	Contents Need to be Moved (i.e. posters, contents, furniture)	Plastering Needed (yes or no)	Other Notes or Comments
156	2690	1	3	500	Storage	Storage Room 500	W1	Chipping, Flaking	6	No	No	N/A	Cabinets	No	
157	2690	1	3	500	Storage	Storage Room 500	W2	Chipping on radiator, Gouge, Holes, paint has been stabilized	24	No	No	N/A	Furniture	Yes	
158	2690	1	3	500	Storage	Storage Room 500	W4	Cracking, Chipping, Hole, paint has been stabilized, Flaking	16	No	No	N/A	Cabinets, Stored Materials	Yes	
159	2690	1	2	313	Student Restrooms - Female (4-12)	2nd Floor Girl's Restroom	Ceiling	Cracking	1	No	No	N/A	N/A	No	
160	2690	1	2	313	Student Restrooms - Female (4-12)	2nd Floor Girl's Restroom	Floor	Chipping on transite stalls	13	No	No	N/A	N/A	No	
161	2690	1	2	313	Student Restrooms - Female (4-12)	2nd Floor Girl's Restroom	W1	Cracking, Spalling	2	Yes	No	N/A	N/A	Yes	
162	2690	1	2	313	Student Restrooms - Female (4-12)	2nd Floor Girl's Restroom	W2	Cracking	2	No	No	N/A	N/A	No	
163	2690	1	2	313	Student Restrooms - Female (4-12)	2nd Floor Girl's Restroom	W3	Cracking, Chipping on radiator, Flaking	5	No	No	N/A	N/A	No	
164	2690	1	2	315A	Restrooms, Staff - Male	2nd Floor Men's Restroom	Ceiling	Cracking	25	No	No	N/A	N/A	No	
165	2690	1	2	315A	Restrooms, Staff - Male	2nd Floor Men's Restroom	W1	Chipping on doorframe	10	No	No	N/A	N/A	No	
166	2690	1	2	315A	Restrooms, Staff - Male	2nd Floor Men's Restroom	W2	Chipping on transite, Holes, paint has been stabilized	10	No	No	N/A	N/A	Yes	
167	2690	1	2	315A	Restrooms, Staff - Male	2nd Floor Men's Restroom	W3	Cracking, Chipping on radiator, Holes, paint has been stabilized	32	No	No	N/A	N/A	Yes	
168	2690	1	2	315A	Restrooms, Staff - Male	2nd Floor Men's Restroom	W4	Cracking, Holes, paint has been stabilized	25	No	No	N/A	N/A	Yes	
169	2690	1	2	311	Restrooms, Staff - Female	2nd Floor Women's Restroom	Ceiling	Chipping on transite, Flaking on metal pipe	13	No	No	N/A	N/A	No	
170	2690	1	2	311	Restrooms, Staff - Female	2nd Floor Women's Restroom	W1	Holes, paint has been stabilized	8	No	No	N/A	N/A	Yes	
171	2690	1	2	311	Restrooms, Staff - Female	2nd Floor Women's Restroom	W2	Holes, paint has been stabilized	12	No	No	N/A	N/A	Yes	
172	2690	1	2	311	Restrooms, Staff - Female	2nd Floor Women's Restroom	W3	Holes, paint has been stabilized, Flaking on metal pipe	15	No	No	N/A	N/A	Yes	
173	2690	1	2	311	Restrooms, Staff - Female	2nd Floor Women's Restroom	W4	Chipping on radiator, Holes, paint has been stabilized, Flaking on radiator heat shield	33	No	No	N/A	N/A	Yes	
174	2690	1	2	300	Primary	Classroom 300	W1	Cracking, Chipping	17	No	No	N/A	Posters, Shelves	No	
175	2690	1	2	300	Primary	Classroom 300	W2	Cracking, Chipping, Holes, Flaking	19	No	No	N/A	Shelves, Stored Materials	Yes	

Taggart -Scope of Work

Task ID	ULCS#	E l e m e n t	F l o o r	Space # (on Floor Plan)	Space Type	On Site Room Name	Component	Description of Paint and Plaster Damage (i.e. cracking, chipping, gouges, holes, flaking, spalling, efflorescence, significant moisture damage)	Quantity (sf)	On-going Moisture Intrusion (yes or no)	Paint and Plaster Debris on Surfaces and/or Educational Materials (describe location)	Quantity (sf)	Contents Need to be Moved (i.e. posters, contents, furniture)	Plastering Needed (yes or no)	Other Notes or Comments
176	2690	1	2	300	Primary	Classroom 300	W3	Cracking, Chipping on wall and radiator	48	No	No	N/A	Shelves, Stored Materials	No	
177	2690	1	2	300	Primary	Classroom 300	W4	Cracking, Chipping, Flaking	7	No	No	N/A	Stored Materials	No	
178	2690	1	2	300A	Storage	Classroom 300 Closet	W2	Cracking, Chipping on cove	27	No	No	N/A	N/A	No	
179	2690	1	2	300A	Storage	Classroom 300 Closet	W3	Chipping on radiator, Flaking	6	No	No	N/A	Cabinet, Stored Materials	No	Limited inspection due to stored materials
180	2690	1	2	300A	Storage	Classroom 300 Closet	W4	Cracking, Chipping on wall and cove, Holes, paint has been stabilized	19	No	No	N/A	N/A	Yes	
181	2690	1	2	301	Primary	Classroom 301	W1	Chipping, Holes, paint has been stabilized	16	No	No	N/A	Posters, Desks	Yes	
182	2690	1	2	301	Primary	Classroom 301	W2	Chipping	3	No	No	N/A	Cabinets, Desks	No	
183	2690	1	2	301	Primary	Classroom 301	W3	Chipping on radiators, Holes, paint has been stabilized, Efflorescence, Significant Moisture Damage behind radiator	45	Yes	No	N/A	Shelves with Stored Materials	Yes	
184	2690	1	2	301	Primary	Classroom 301	W4	Chipping	5	No	No	N/A	Posters, Shelves with Stored Materials	No	
185	2690	1	2	301A	Storage	Classroom 301 Closet	W1	Cracking, Flaking	3	No	No	N/A	N/A	No	
186	2690	1	2	301A	Storage	Classroom 301 Closet	W2	Cracking, Flaking on metal pipe	11	No	No	N/A	Stored Materials	No	
187	2690	1	2	301A	Storage	Classroom 301 Closet	W3	Hole	1	No	No	N/A	Stored Materials	Yes	Limited inspection due to stored materials
188	2690	1	2	301A	Storage	Classroom 301 Closet	W4	Cracking, Chipping, Flaking	31	No	No	N/A	Stored Materials	No	
189	2690	1	2	302	Primary	Classroom 302	W1	Cracking, Chipping	17	No	No	N/A	Posters	No	
190	2690	1	2	302	Primary	Classroom 302	W2	Cracking, Chipping on wall and door	17	No	No	N/A	Cabinet, Furniture	Yes	
191	2690	1	2	302	Primary	Classroom 302	W3	Cracking, Chipping on radiators and plastic jacket, Flaking behind radiators	84	No	No	N/A	Shelves, Stored Materials	No	
192	2690	1	2	302	Primary	Classroom 302	W4	Cracking, Chipping	8	No	No	N/A	N/A	No	
193	2690	1	2	302A	Storage	Classroom 302 Closet	Ceiling	N/A	N/A	No	No	N/A	Stored Materials	No	Limited inspection due to stored materials
194	2690	1	2	302A	Storage	Classroom 302 Closet	Floor	N/A	N/A	No	No	N/A	Stored Materials	No	Limited inspection due to stored materials
195	2690	1	2	302A	Storage	Classroom 302 Closet	W1	N/A	N/A	No	No	N/A	Stored Materials	No	Limited inspection due to stored materials
196	2690	1	2	302A	Storage	Classroom 302 Closet	W2	Cracking, Flaking	4	No	No	N/A	Stored Materials	No	
197	2690	1	2	302A	Storage	Classroom 302 Closet	W3	Chipping on radiator, Flaking behind radiator	6	No	No	N/A	Stored Materials	No	
198	2690	1	2	302A	Storage	Classroom 302 Closet	W4	Holes, paint has been stabilized	5	No	Debris on hooks	1	Stored Materials	Yes	

Taggart -Scope of Work

Task ID	ULCS#	E l e m e n t	F l o o r	Space # (on Floor Plan)	Space Type	On Site Room Name	Component	Description of Paint and Plaster Damage (i.e. cracking, chipping, gouges, holes, flaking, spalling, efflorescence, significant moisture damage)	Quantity (sf)	On-going Moisture Intrusion (yes or no)	Paint and Plaster Debris on Surfaces and/or Educational Materials (describe location)	Quantity (sf)	Contents Need to be Moved (i.e. posters, contents, furniture)	Plastering Needed (yes or no)	Other Notes or Comments
199	2690	1	2	303	Primary	Classroom 303	W1	Chipping, Holes, Wood trim pulling off wall	8	No	No	N/A	Posters	Yes	
200	2690	1	2	303	Primary	Classroom 303	W3	Chipping on wall and radiators, Flaking behind radiators	61	No	No	N/A	Shelves, Stored Materials	No	
201	2690	1	2	303	Primary	Classroom 303	W4	Cracking, Chipping	3	No	No	N/A	Posters, Desks	No	
202	2690	1	2	303A	Storage	Classroom 303 Closet	Ceiling	Cracking above missing ceiling tile	8	No	No	N/A	N/A	No	
203	2690	1	2	303A	Storage	Classroom 303 Closet	W2	Chipping, Coat hooks pulling off wall	6	No	No	N/A	Cabinets, Stored Materials	Yes	Limited inspection due to stored materials
204	2690	1	2	303A	Storage	Classroom 303 Closet	W3	Cracking, some above missing ceiling tile, Hole, paint has been stabilized	25	No	No	N/A	Stored Materials	Yes	
205	2690	1	2	303A	Storage	Classroom 303 Closet	W4	Cracking, Coat hooks pulling off wall	40	No	No	N/A	N/A	Yes	
206	2690	1	2	304	Primary	Classroom 304	Floor	N/A	N/A	No	Debris in corner of walls 3&4	1	N/A	No	
207	2690	1	2	304	Primary	Classroom 304	W1	Cracking in air shaft, Chipping, Holes	19	No	No	N/A	N/A	Yes	
208	2690	1	2	304	Primary	Classroom 304	W2	Holes, Efflorescence behind desk	6	Yes	No	N/A	Desk	Yes	
209	2690	1	2	304	Primary	Classroom 304	W3	Chipping on plastic jacket, Gouges, Holes	6	No	No	N/A	N/A	Yes	
210	2690	1	2	304	Primary	Classroom 304	W4	Chipping, Holes	14	No	No	N/A	N/A	Yes	
211	2690	1	2	304A	Storage	Classroom 304 Closet	W1	Cracking, Hole	3	No	No	N/A	N/A	Yes	
212	2690	1	2	304A	Storage	Classroom 304 Closet	W2	Cracking, Chipping	4	No	No	N/A	N/A	No	
213	2690	1	2	304A	Storage	Classroom 304 Closet	W3	Flaking	5	No	No	N/A	Stored Materials	No	
214	2690	1	2	304A	Storage	Classroom 304 Closet	W4	Cracking, Holes, paint has been stabilized on 2, Flaking	24	No	No	N/A	N/A	Yes	
215	2690	1	2	307	Primary	Classroom 307	Ceiling	Flaking above entrance and 2nd closet entrance	6	No	No	N/A	N/A	No	
216	2690	1	2	307	Primary	Classroom 307	Floor	N/A	N/A	No	Debris on carpet along wall 3	2	N/A	No	
217	2690	1	2	307	Primary	Classroom 307	W1	Cracking, Chipping, Holes, Significant Moisture Damage above entrance	35	Yes	No	N/A	Posters	Yes	
218	2690	1	2	307	Primary	Classroom 307	W2	Cracking, Chipping, Flaking	50	No	No	N/A	Posters, Shelves	No	
219	2690	1	2	307	Primary	Classroom 307	W3	Chipping on radiators, Flaking on wall and behind radiator	58	No	No	N/A	Shelves, Stored Materials	No	
220	2690	1	2	307	Primary	Classroom 307	W4	Chipping, Flaking	27	No	No	N/A	Posters, Desks	No	
221	2690	1	2	307A	Storage	Classroom 307 Closet	Ceiling	Flaking above missing ceiling tile	16	No	No	N/A	Stored Materials	No	
222	2690	1	2	307A	Storage	Classroom 307 Closet	W1	Flaking	1	No	No	N/A	N/A	No	

Taggart -Scope of Work

Task ID	ULCS#	E l e m e n t	F l o o r	Space # (on Floor Plan)	Space Type	On Site Room Name	Component	Description of Paint and Plaster Damage (i.e. cracking, chipping, gouges, holes, flaking, spalling, efflorescence, significant moisture damage)	Quantity (sf)	On-going Moisture Intrusion (yes or no)	Paint and Plaster Debris on Surfaces and/or Educational Materials (describe location)	Quantity (sf)	Contents Need to be Moved (i.e. posters, contents, furniture)	Plastering Needed (yes or no)	Other Notes or Comments
223	2690	1	2	307A	Storage	Classroom 307 Closet	W2	Flaking on wall and metal pipe	10	No	No	N/A	Cabinet, Shelves, Stored Material	No	Limited inspection due to stored materials
224	2690	1	2	307A	Storage	Classroom 307 Closet	W3	Flaking, some above missing ceiling tile	8	No	No	N/A	Stored Materials	No	Limited inspection due to stored materials
225	2690	1	2	307A	Storage	Classroom 307 Closet	W4	Flaking	30	No	No	N/A	N/A	No	
226	2690	1	2	308	Primary	Classroom 308	Ceiling	Cracking above entrance	3	No	No	N/A	N/A	No	
227	2690	1	2	308	Primary	Classroom 308	W1	Chipping, Hole, Flaking	8	No	No	N/A	N/A	Yes	
228	2690	1	2	308	Primary	Classroom 308	W2	N/A	N/A	No	No	N/A	Posters, Shelves, Stored Materials	No	Limited inspection due to stored materials
229	2690	1	2	308	Primary	Classroom 308	W3	Chipping on wall and radiators	43	No	No	N/A	N/A	No	
230	2690	1	2	308	Primary	Classroom 308	W4	N/A	N/A	No	No	N/A	Cabinets, Shelves	No	Limited inspection due to stored materials
231	2690	1	2	308A	Storage	Classroom 308 Closet	Ceiling	Cracking	30	No	No	N/A	N/A	No	
232	2690	1	2	308A	Storage	Classroom 308 Closet	W1	Cracking, Chipping, Flaking, Coat hooks pulling off wall	28	No	No	N/A	N/A	Yes	
233	2690	1	2	308A	Storage	Classroom 308 Closet	W2	Efflorescence	1	Yes	No	N/A	Cabinet, Stored Materials	Yes	Limited inspection due to stored materials
234	2690	1	2	308A	Storage	Classroom 308 Closet	W3	Cracking, Chipping	43	No	No	N/A	Refrigerator, Shelves, Stored Materials	No	Limited inspection due to stored materials
235	2690	1	2	308A	Storage	Classroom 308 Closet	W4	Cracking	20	No	No	N/A	Stored Materials	No	
236	2690	1	2	309	Art - Elementary	Classroom 309	W1	Chipping on wall, door and doorframe, Hole	31	No	No	N/A	Posters, Art	Yes	
237	2690	1	2	309	Art - Elementary	Classroom 309	W2	Cracking, Efflorescence	5	Yes	No	N/A	Cabinets, Stored Materials	Yes	Limited inspection due to stored materials
238	2690	1	2	309	Art - Elementary	Classroom 309	W3	Cracking, Holes	7	No	No	N/A	Stored Materials	Yes	Limited inspection due to stored materials
239	2690	1	2	309	Art - Elementary	Classroom 309	W4	Hole	1	No	No	N/A	Stored Materials	Yes	Limited inspection due to stored materials
240	2690	1	2	309A	Storage	Classroom 309 Closet	Ceiling	No Access	No Access	No Access	No Access	No Access	No Access	No Access	Access blocked by stored materials. This space will need to be inspected.
241	2690	1	2	309A	Storage	Classroom 309 Closet	Floor	No Access	No Access	No Access	No Access	No Access	No Access	No Access	Access blocked by stored materials. This space will need to be inspected.
242	2690	1	2	309A	Storage	Classroom 309 Closet	W1	No Access	No Access	No Access	No Access	No Access	No Access	No Access	Access blocked by stored materials. This space will need to be inspected.

Taggart -Scope of Work

Task ID	ULCS#	E l e m e n t	F l o o r	Space # (on Floor Plan)	Space Type	On Site Room Name	Component	Description of Paint and Plaster Damage (i.e. cracking, chipping, gouges, holes, flaking, spalling, efflorescence, significant moisture damage)	Quantity (sf)	On-going Moisture Intrusion (yes or no)	Paint and Plaster Debris on Surfaces and/or Educational Materials (describe location)	Quantity (sf)	Contents Need to be Moved (i.e. posters, contents, furniture)	Plastering Needed (yes or no)	Other Notes or Comments
243	2690	1	2	309A	Storage	Classroom 309 Closet	W2	No Access	No Access	No Access	No Access	No Access	No Access	No Access	Access blocked by stored materials. This space will need to be inspected.
244	2690	1	2	309A	Storage	Classroom 309 Closet	W3	No Access	No Access	No Access	No Access	No Access	No Access	No Access	Access blocked by stored materials. This space will need to be inspected.
245	2690	1	2	309A	Storage	Classroom 309 Closet	W4	No Access	No Access	No Access	No Access	No Access	No Access	No Access	Access blocked by stored materials. This space will need to be inspected.
246	2690	1	2	312	Teacher Lounge/Dining	Dining Room	W1	Chipping, Hole	2	No	No	N/A	N/A	Yes	
247	2690	1	2	312	Teacher Lounge/Dining	Dining Room	W2	Flaking, behind cabinets	3	No	No	N/A	Cabinets	No	
248	2690	1	2	312	Teacher Lounge/Dining	Dining Room	W3	Cracking, Chipping on radiator, Flaking behind radiator	18	No	No	N/A	N/A	No	
249	2690	1	2	312	Teacher Lounge/Dining	Dining Room	W4	2 cr	2	No	No	N/A	N/A	No	
250	2690	1	2	312A	Kitchen	Dining Room Kitchen	W1	Flaking	4	No	No	N/A	N/A	No	
251	2690	1	2	312A	Kitchen	Dining Room Kitchen	W2	Cracking, Flaking, Efflorescence behind radiator	13	Yes	No	N/A	N/A	Yes	
252	2690	1	2	312A	Kitchen	Dining Room Kitchen	W3	Cracking, Holes	9	No	No	N/A	N/A	Yes	
253	2690	1	2	312A	Kitchen	Dining Room Kitchen	W4	Cracking	15	No	No	N/A	N/A	No	
254	2690	1	2	S5-300	Stairs. Fire Tower	Fire Tower across from Classroom 300	Ceiling	Efflorescence	5	Yes	No	No	N/A	No	
255	2690	1	2	S5-300	Stairs. Fire Tower	Fire Tower across from Classroom 300	Floor	N/A	N/A	No	Paint chips below efflorescence	2	N/A	No	
256	2690	1	2	S5-300	Stairs. Fire Tower	Fire Tower across from Classroom 300	W1	Cracking, Hole, Flaking, Efflorescence	34	Yes	No	No	N/A	No	Repair to concrete block wall needed
257	2690	1	2	S5-300	Stairs. Fire Tower	Fire Tower across from Classroom 300	W2	Cracking, Efflorescence	18	Yes	No	No	N/A	No	Repair to caulk needed
258	2690	1	2	S5-300	Stairs. Fire Tower	Fire Tower across from Classroom 300	W3	Chipping on wall and doorframe	10	No	No	No	N/A	No	
259	2690	1	2	S5-300	Stairs. Fire Tower	Fire Tower across from Classroom 300	W4	Cracking, Flaking on metal pipe	32	No	No	No	N/A	No	Repair to concrete block wall and caulk needed
260	2690	1	2	S3-300	Stairs, Fire Tower	Fire Tower across from Classroom 304 and IMC	Ceiling	No Access	No Access	No Access	No Access	No Access	No Access	No Access	This space will need to be inspected
261	2690	1	2	S3-300	Stairs, Fire Tower	Fire Tower across from Classroom 304 and IMC	Floor	No Access	No Access	No Access	No Access	No Access	No Access	No Access	This space will need to be inspected

Taggart -Scope of Work

Task ID	ULCS#	E l e m e n t	F l o o r	Space # (on Floor Plan)	Space Type	On Site Room Name	Component	Description of Paint and Plaster Damage (i.e. cracking, chipping, gouges, holes, flaking, spalling, efflorescence, significant moisture damage)	Quantity (sf)	On-going Moisture Intrusion (yes or no)	Paint and Plaster Debris on Surfaces and/or Educational Materials (describe location)	Quantity (sf)	Contents Need to be Moved (i.e. posters, contents, furniture)	Plastering Needed (yes or no)	Other Notes or Comments
262	2690	1	2	S3-300	Stairs, Fire Tower	Fire Tower across from Classroom 304 and IMC	W1	No Access	No Access	No Access	No Access	No Access	No Access	No Access	This space will need to be inspected
263	2690	1	2	S3-300	Stairs, Fire Tower	Fire Tower across from Classroom 304 and IMC	W2	No Access	No Access	No Access	No Access	No Access	No Access	No Access	This space will need to be inspected
264	2690	1	2	S3-300	Stairs, Fire Tower	Fire Tower across from Classroom 304 and IMC	W3	No Access	No Access	No Access	No Access	No Access	No Access	No Access	This space will need to be inspected
265	2690	1	2	S3-300	Stairs, Fire Tower	Fire Tower across from Classroom 304 and IMC	W4	No Access	No Access	No Access	No Access	No Access	No Access	No Access	This space will need to be inspected
266	2690	1	2	H302	Circulation (Hallway)	Hallway outside Classrooms 300-301	W1	Cracking, Chipping on wall, radiators, and metal jackets, Flaking	67	No	No	N/A	Displayed Student Work	No	
267	2690	1	2	H302	Circulation (Hallway)	Hallway outside Classrooms 300-301	W2	Chipping on wall and doors, Gouges, Flaking	20	No	No	N/A	N/A	Yes	
268	2690	1	2	H302	Circulation (Hallway)	Hallway outside Classrooms 300-301	W3	Cracking, Chipping, Hole, Flaking	21	No	No	N/A	Displayed Student Work	Yes	
269	2690	1	2	H302	Circulation (Hallway)	Hallway outside Classrooms 300-301	W4	Flaking	2	No	No	N/A	N/A	No	
270	2690	1	2	H300	Circulation (Hallway)	Hallway outside Classrooms 303-307	W1	Chipping, Holes, paint has been stabilized	8	No	No	N/A	N/A	Yes	
271	2690	1	2	H300	Circulation (Hallway)	Hallway outside Classrooms 303-307	W2	Cracking, Chipping on wall and metal pipe, Holes, Flaking on wall and metal pipe	76	No	No	N/A	Displayed Student Work	Yes	
272	2690	1	2	H300	Circulation (Hallway)	Hallway outside Classrooms 303-307	W3	Chipping , Spalling	4	Yes	No	N/A	N/A	Yes	
273	2690	1	2	H300	Circulation (Hallway)	Hallway outside Classrooms 303-307	W4	Cracking, Chipping on wall and metal and plastic jackets, Holes, paint has been stabilized, Flaking	51	No	No	N/A	Displayed Student Work	Yes	
274	2690	1	2	H301	Circulation (Hallway)	Hallway outside Classrooms 308-309	W1	Chipping, Hole, paint has been stabilized	17	No	No	N/A	Displayed Student Work	Yes	
275	2690	1	2	H301	Circulation (Hallway)	Hallway outside Classrooms 308-309	W3	Chipping, Hole, paint has been stabilized	7	No	No	N/A	Displayed Student Work	Yes	
276	2690	1	2	H301	Circulation (Hallway)	Hallway outside Classrooms 308-309	W4	Holes, paint has been stabilized	13	No	No	N/A	N/A	Yes	
277	2690	1	2	305	IMC (Library)	IMC	Floor	N/A	N/A	No	Debris outside telecommunication equipment room	4	N/A	No	
278	2690	1	2	305	IMC (Library)	IMC	W1	Cracking, some in air shaft, Chipping, Holes	34	No	No	N/A	Shelves with books	Yes	
279	2690	1	2	305	IMC (Library)	IMC	W2	Cracking	6	No	No	N/A	N/A	No	

Taggart -Scope of Work

Task ID	ULCS#	E l e m e n t	F l o o r	Space # (on Floor Plan)	Space Type	On Site Room Name	Component	Description of Paint and Plaster Damage (i.e. cracking, chipping, gouges, holes, flaking, spalling, efflorescence, significant moisture damage)	Quantity (sf)	On-going Moisture Intrusion (yes or no)	Paint and Plaster Debris on Surfaces and/or Educational Materials (describe location)	Quantity (sf)	Contents Need to be Moved (i.e. posters, contents, furniture)	Plastering Needed (yes or no)	Other Notes or Comments
280	2690	1	2	305	IMC (Library)	IMC	W3	Cracking, Chipping, Flaking behind built in seats	12	No	No	N/A	Built in seats	No	Limited access to radiators
281	2690	1	2	305	IMC (Library)	IMC	W4	Chipping, Holes	5	No	No	N/A	Shelves with books	Yes	
282	2690	1	2	305D	Storage	IMC Closet	Ceiling	N/A	N/A	No	No	N/A	Shelves, Books, Stored Materials	No	Limited inspection due to stored materials
283	2690	1	2	305D	Storage	IMC Closet	Floor	N/A	N/A	No	No	N/A	Shelves, Books, Stored Materials	No	Limited inspection due to stored materials
284	2690	1	2	305D	Storage	IMC Closet	W1	Cracking	2	No	No	N/A	Shelves, Books, Stored Materials	No	
285	2690	1	2	305D	Storage	IMC Closet	W2	Cracking, Gouge, Flaking	22	No	No	N/A	Shelves, Books, Stored Materials	Yes	Limited inspection due to stored materials
286	2690	1	2	305D	Storage	IMC Closet	W3	Cracking	3	No	No	N/A	Shelves, Books, Stored Materials	No	Limited inspection due to stored materials
287	2690	1	2	305D	Storage	IMC Closet	W4	Cracking	12	No	No	N/A	Shelves, Books, Stored Materials	Yes	Limited inspection due to stored materials
288	2690	1	2	305C	Telecommunication Equipment Room	IMC Telecommunication Room	Floor	N/A	N/A	No	Debris near wall 3	5	N/A	No	
289	2690	1	2	305C	Telecommunication Equipment Room	IMC Telecommunication Room	W1	Cracking, Hole	2	No	No	N/A	N/A	Yes	
290	2690	1	2	305C	Telecommunication Equipment Room	IMC Telecommunication Room	W2	Cracking, Hole	5	No	No	N/A	N/A	Yes	
291	2690	1	2	305C	Telecommunication Equipment Room	IMC Telecommunication Room	W3	Cracking, Holes	9	No	No	N/A	N/A	Yes	
292	2690	1	2	305C	Telecommunication Equipment Room	IMC Telecommunication Room	W4	Cracking, Hole	19	No	No	N/A	N/A	Yes	
293	2690	1	2	315	Teacher Lounge/Dining	Men's Lounge outside 2nd Floor Men's Restroom	Ceiling	Cracking, Flaking above damaged ceiling tile	4	No	No	N/A	Stored Materials	No	
294	2690	1	2	315	Teacher Lounge/Dining	Men's Lounge outside 2nd Floor Men's Restroom	Floor	N/A	N/A	No	No	N/A	Stored Materials	No	Limited inspection due to stored materials
295	2690	1	2	315	Teacher Lounge/Dining	Men's Lounge outside 2nd Floor Men's Restroom	W1	Holes, paint has been stabilized on 3	4	No	No	N/A	Stored Materials	Yes	Limited inspection due to stored materials
296	2690	1	2	315	Teacher Lounge/Dining	Men's Lounge outside 2nd Floor Men's Restroom	W2	Holes, paint has been stabilized	5	No	No	N/A	Stored Materials	Yes	Limited inspection due to stored materials

Taggart -Scope of Work

Task ID	ULCS#	E l e m e n t	F l o o r	Space # (on Floor Plan)	Space Type	On Site Room Name	Component	Description of Paint and Plaster Damage (i.e. cracking, chipping, gouges, holes, flaking, spalling, efflorescence, significant moisture damage)	Quantity (sf)	On-going Moisture Intrusion (yes or no)	Paint and Plaster Debris on Surfaces and/or Educational Materials (describe location)	Quantity (sf)	Contents Need to be Moved (i.e. posters, contents, furniture)	Plastering Needed (yes or no)	Other Notes or Comments
297	2690	1	2	315	Teacher Lounge/Dining	Men's Lounge outside 2nd Floor Men's Restroom	W3	Holes, paint has been stabilized	1	No	No	N/A	Stored Materials	Yes	Limited inspection due to stored materials
298	2690	1	2	315	Teacher Lounge/Dining	Men's Lounge outside 2nd Floor Men's Restroom	W4	Chipping on radiator, Cracking above missing ceiling tile, Holes, paint has been stabilized	44	No	Debris on windowsill	1	Stored Materials	Yes	
299	2690	1	2	S4-300	Stairs	Stairwell adjacent to Classroom 302	Floor	Chipping on cove and railings	64	No	No	N/A	N/A	No	
300	2690	1	2	S4-300	Stairs	Stairwell adjacent to Classroom 302	W1	Chipping on doors and doorframe, Holes, paint has been stabilized on 4, Flaking	22	No	No	N/A	N/A	Yes	
301	2690	1	2	S4-300	Stairs	Stairwell adjacent to Classroom 302	W2	Cracking, Hole, paint has been stabilized, Flaking	13	No	No	N/A	N/A	Yes	
302	2690	1	2	S4-300	Stairs	Stairwell adjacent to Classroom 302	W3	Cracking	2	No	No	N/A	N/A	No	
303	2690	1	2	S4-300	Stairs	Stairwell adjacent to Classroom 302	W4	Hole, paint has been stabilized, Flaking	7	No	No	N/A	N/A	Yes	
304	2690	1	2	S2-300	Stairs	Stairwell adjacent to Classroom 307	Ceiling	Flaking	1	No	No	N/A	N/A	No	
305	2690	1	2	S2-300	Stairs	Stairwell adjacent to Classroom 307	Floor	Chipping on stairs, cove and railings	83	No	No	N/A	N/A	No	
306	2690	1	2	S2-300	Stairs	Stairwell adjacent to Classroom 307	W1	Cracking, Flaking	6	No	No	N/A	N/A	No	
307	2690	1	2	S2-300	Stairs	Stairwell adjacent to Classroom 307	W2	Chipping, Hole, paint has been stabilized, Flaking	6	No	No	N/A	N/A	Yes	
308	2690	1	2	S2-300	Stairs	Stairwell adjacent to Classroom 307	W3	Chipping on doors, Holes, paint has been stabilized, Flaking on doors, Efflorescence	20	Yes	No	N/A	N/A	Yes	
309	2690	1	2	S2-300	Stairs	Stairwell adjacent to Classroom 307	W4	Flaking	11	No	No	N/A	N/A	No	
310	2690	1	2	S1-300	Stairs	Stairwell adjacent to Classroom 309	Floor	Chipping on stairs, cove and railings	76	No	No	N/A	N/A	No	
311	2690	1	2	S1-300	Stairs	Stairwell adjacent to Classroom 309	W1	Cracking, Flaking	16	No	No	N/A	N/A	No	
312	2690	1	2	S1-300	Stairs	Stairwell adjacent to Classroom 309	W2	Chipping on doors and doorframe, Holes	20	No	No	N/A	N/A	Yes	
313	2690	1	2	S1-300	Stairs	Stairwell adjacent to Classroom 309	W3	Cracking, Holes, Flaking	13	No	Debris inside radiator cover	2	N/A	Yes	
314	2690	1	2	S1-300	Stairs	Stairwell adjacent to Classroom 309	W4	Cracking, Holes, paint has been stabilized	8	No	No	N/A	N/A	Yes	
315	2690	1	2	313A	Circulation (Hallway)	Vestibule outside 2nd Floor Girl's Restroom	Ceiling	Cracking, Flaking	4	No	No	N/A	N/A	No	
316	2690	1	2	313A	Circulation (Hallway)	Vestibule outside 2nd Floor Girl's Restroom	W1	Flaking	2	No	No	N/A	N/A	No	
317	2690	1	2	313A	Circulation (Hallway)	Vestibule outside 2nd Floor Girl's Restroom	W2	Cracking, Gouge	6	No	No	N/A	N/A	Yes	
318	2690	1	2	313A	Circulation (Hallway)	Vestibule outside 2nd Floor Girl's Restroom	W3	Cracking, Hole, paint has been stabilized	11	No	No	N/A	N/A	Yes	

Taggart -Scope of Work

Task ID	ULCS#	E l e m e n t	F l o o r	Space # (on Floor Plan)	Space Type	On Site Room Name	Component	Description of Paint and Plaster Damage (i.e. cracking, chipping, gouges, holes, flaking, spalling, efflorescence, significant moisture damage)	Quantity (sf)	On-going Moisture Intrusion (yes or no)	Paint and Plaster Debris on Surfaces and/or Educational Materials (describe location)	Quantity (sf)	Contents Need to be Moved (i.e. posters, contents, furniture)	Plastering Needed (yes or no)	Other Notes or Comments
319	2690	1	2	313A	Circulation (Hallway)	Vestibule outside 2nd Floor Girl's Restroom	W4	Cracking	8	No	No	N/A	N/A	No	
320	2690	1	2	310	Teacher Lounge/Dining	Women's Lounge outside 2nd Floor Women's Restroom	W1	Chipping, Flaking	16	No	No	N/A	N/A	No	
321	2690	1	2	310	Teacher Lounge/Dining	Women's Lounge outside 2nd Floor Women's Restroom	W2	Cracking, Flaking	12	No	No	N/A	N/A	No	
322	2690	1	2	310	Teacher Lounge/Dining	Women's Lounge outside 2nd Floor Women's Restroom	W3	Cracking, Holes, Flaking	17	No	No	N/A	N/A	Yes	
323	2690	1	2	310	Teacher Lounge/Dining	Women's Lounge outside 2nd Floor Women's Restroom	W4	Cracking, Flaking, Spalling	24	Yes	No	N/A	N/A	Yes	
324	2690	1	1	200	Primary	Classroom 200	W1	Cracking, Chipping on wall and metal jacket	7	No	No	N/A	Posters	No	
325	2690	1	1	200	Primary	Classroom 200	W2	Cracking, Chipping, Holes	9	No	No	N/A	Posters	Yes	
326	2690	1	1	200	Primary	Classroom 200	W3	Cracking, Chipping, Flaking behind radiators	48	No	No	N/A	Shelves, Stored Materials	No	
327	2690	1	1	200	Primary	Classroom 200	W4	N/A	N/A	No	No	N/A	Posters, Built in Shelves, Stored Materials	No	
328	2690	1	1	200A	Storage	Classroom 200 Closet	Ceiling	N/A	N/A	No	No	N/A	Shelves, Stored Materials	No	Limited inspection due to stored materials
329	2690	1	1	200A	Storage	Classroom 200 Closet	Floor	N/A	N/A	No	No	N/A	Shelves, Stored Materials	No	Limited inspection due to stored materials
330	2690	1	1	200A	Storage	Classroom 200 Closet	W1	N/A	N/A	No	No	N/A	Shelves, Stored Materials	No	Limited inspection due to stored materials
331	2690	1	1	200A	Storage	Classroom 200 Closet	W2	N/A	N/A	No	No	N/A	Shelves, Stored Materials	No	Limited inspection due to stored materials
332	2690	1	1	200A	Storage	Classroom 200 Closet	W3	N/A	N/A	No	No	N/A	Shelves, Stored Materials	No	Limited inspection due to stored materials
333	2690	1	1	200A	Storage	Classroom 200 Closet	W4	Cracking	3	No	No	N/A	Shelves, Stored Materials	No	Limited inspection due to stored materials
334	2690	1	1	201	Primary	Classroom 201	W1	Chipping on doorframe and cove	14	No	No	N/A	N/A	No	
335	2690	1	1	201	Primary	Classroom 201	W2	Cracking, Chipping on cove	15	No	Debris in air shaft	3	N/A	No	
336	2690	1	1	201	Primary	Classroom 201	W3	Flaking behind radiator and cover	40	No	No	N/A	Shelves with stored materials	No	

Taggart -Scope of Work

Task ID	ULCS#	E l e m e n t	F l o o r	Space # (on Floor Plan)	Space Type	On Site Room Name	Component	Description of Paint and Plaster Damage (i.e. cracking, chipping, gouges, holes, flaking, spalling, efflorescence, significant moisture damage)	Quantity (sf)	On-going Moisture Intrusion (yes or no)	Paint and Plaster Debris on Surfaces and/or Educational Materials (describe location)	Quantity (sf)	Contents Need to be Moved (i.e. posters, contents, furniture)	Plastering Needed (yes or no)	Other Notes or Comments
337	2690	1	1	201A	Storage	Classroom 201 Closet	Floor	N/A	N/A	No	Debris in corner of walls 1&2, Paint chips in corner of walls 2&3	4	N/A	No	
338	2690	1	1	201A	Storage	Classroom 201 Closet	W1	Cracking, Hole	2	No	No	N/A	N/A	Yes	
339	2690	1	1	201A	Storage	Classroom 201 Closet	W2	Flaking on metal pipe	10	No	No	N/A	Shelves with stored materials	No	Limited inspection due to stored materials
340	2690	1	1	201A	Storage	Classroom 201 Closet	W3	N/A	N/A	No	No	N/A	Cabinet	No	Limited inspection due to stored materials
341	2690	1	1	201A	Storage	Classroom 201 Closet	W4	Cracking, Chipping, Flaking	36	No	No	N/A	Stored Materials	No	
342	2690	1	1	202	Primary	Classroom 202	W1	Chipping on wall, door and doorframe, Hole, paint has been stabilized	11	No	No	N/A	N/A	Yes	
343	2690	1	1	202	Primary	Classroom 202	W2	Cracking, Chipping	13	No	No	N/A	N/A	No	
344	2690	1	1	202	Primary	Classroom 202	W3	Chipping on radiators, Flaking behind shelves	45	No	No	N/A	Shelves	No	
345	2690	1	1	202	Primary	Classroom 202	W4	Cracking	5	No	No	N/A	N/A	No	
346	2690	1	1	202A	Storage	Classroom 202 Closet	W2	N/A	N/A	No	No	N/A	Shelves and Stored Materials	No	Limited inspection due to stored materials
347	2690	1	1	202A	Storage	Classroom 202 Closet	W3	Chipping on radiator, Hole, Flaking	9	No	No	N/A	Shelves and Stored Materials	Yes	Limited inspection due to stored materials
348	2690	1	1	202A	Storage	Classroom 202 Closet	W4	N/A	N/A	No	No	N/A	Shelves and Stored Materials	No	Limited inspection due to stored materials
349	2690	1	1	204	Computer - Intermediate Middle	Classroom 204	W1	Chipping on wall and cove, Holes around entrance, paint has been stabilized, Hole in air shaft	22	No	No	N/A	Computers, Tables	Yes	
350	2690	1	1	204	Computer - Intermediate Middle	Classroom 204	W2	Chipping	1	No	Paint chips on office windowsill	1	N/A	No	
351	2690	1	1	204	Computer - Intermediate Middle	Classroom 204	W3	Chipping on radiators, Flaking behind radiators	60	No	No	N/A	Computers, Tables	No	
352	2690	1	1	204	Computer - Intermediate Middle	Classroom 204	W4	Chipping	3	No	No	N/A	N/A	No	
353	2690	1	1	204C	Storage	Classroom 204 Closet near Entrance	W2	Cracking, Hole	9	No	No	N/A	N/A	Yes	
354	2690	1	1	204C	Storage	Classroom 204 Closet near Entrance	W4	Cracking, Holes, paint has been stabilized	12	No	No	N/A	N/A	Yes	
355	2690	1	1	204B	Storage	Classroom 204 Closet near front of Room	Floor	N/A	N/A	No	Debris along wall 4	5	N/A	No	

Taggart -Scope of Work

Task ID	ULCS#	E l e m e n t	F l o o r	Space # (on Floor Plan)	Space Type	On Site Room Name	Component	Description of Paint and Plaster Damage (i.e. cracking, chipping, gouges, holes, flaking, spalling, efflorescence, significant moisture damage)	Quantity (sf)	On-going Moisture Intrusion (yes or no)	Paint and Plaster Debris on Surfaces and/or Educational Materials (describe location)	Quantity (sf)	Contents Need to be Moved (i.e. posters, contents, furniture)	Plastering Needed (yes or no)	Other Notes or Comments
356	2690	1	1	204B	Storage	Classroom 204 Closet near front of Room	W1	Cracking, Chipping, Flaking	30	No	No	N/A	N/A	Yes	
357	2690	1	1	204B	Storage	Classroom 204 Closet near front of Room	W2	Cracking	12	No	No	N/A	N/A	Yes	
358	2690	1	1	204B	Storage	Classroom 204 Closet near front of Room	W3	Cracking	14	No	No	N/A	Shelves with stored materials	Yes	Limited inspection due to stored materials
359	2690	1	1	204B	Storage	Classroom 204 Closet near front of Room	W4	Cracking, Chipping, Gouges	9	No	No	N/A	N/A	Yes	
360	2690	1	1	204A	Administrative Office	Classroom 204 Office	Ceiling	Flaking above window	3	No	No	N/A	Table	No	
361	2690	1	1	204A	Administrative Office	Classroom 204 Office	Floor	N/A	N/A	No	Paint chips along wall 4	7	N/A	No	
362	2690	1	1	204A	Administrative Office	Classroom 204 Office	W4	Chipping on radiator, Flaking behind radiator	10	No	No	N/A	Table	No	
363	2690	1	1	204D	Storage	Classroom 204 Office Closet	Floor	N/A	N/A	No	Debris along wall 3 from drilling	3	N/A	No	
364	2690	1	1	204D	Storage	Classroom 204 Office Closet	W2	N/A	N/A	No	No	N/A	Cabinet	No	Limited inspection due to stored materials
365	2690	1	1	204D	Storage	Classroom 204 Office Closet	W3	Cracking	15	No	No	N/A	Shelves with stored materials	Yes	
366	2690	1	1	204D	Storage	Classroom 204 Office Closet	W4	Cracking	5	No	No	N/A	Shelves with stored materials	Yes	
367	2690	1	1	207	Primary	Classroom 207	Floor	N/A	N/A	No	Debris in wall 4 air shaft	2	N/A	No	
368	2690	1	1	207	Primary	Classroom 207	W1	Cracking, Chipping, Hole	19	No	No	N/A	Furniture	Yes	
369	2690	1	1	207	Primary	Classroom 207	W2	Chipping, Flaking	7	No	No	N/A	Furniture	No	
370	2690	1	1	207	Primary	Classroom 207	W3	Chipping on radiators, Holes, paint has been stabilized on 3, Flaking on wall and behind radiators	86	No	Debris on windowsills	1	Chairs, File Cabinet	Yes	Limited inspection due to stored materials
371	2690	1	1	207	Primary	Classroom 207	W4	Cracking, Chipping, Flaking in air shaft	22	No	No	N/A	N/A	No	
372	2690	1	1	207A	Storage	Classroom 207 Closet	Ceiling	N/A	N/A	No	No	N/A	Instruments, Stored Materials	No	Limited inspection due to stored materials
373	2690	1	1	207A	Storage	Classroom 207 Closet	Floor	N/A	N/A	No	Debris scattered	3	Instruments, Stored Materials	No	Limited inspection due to stored materials
374	2690	1	1	207A	Storage	Classroom 207 Closet	W1	Cracking	1	No	No	N/A	Instruments, Stored Materials	No	
375	2690	1	1	207A	Storage	Classroom 207 Closet	W2	Flaking	1	No	No	N/A	Instruments, Stored Materials	No	
376	2690	1	1	207A	Storage	Classroom 207 Closet	W3	N/A	N/A	No	No	N/A	Instruments, Stored Materials, Cabinet	No	Limited inspection due to stored materials

Taggart -Scope of Work

Task ID	ULCS#	E l e m e n t	F l o o r	Space # (on Floor Plan)	Space Type	On Site Room Name	Component	Description of Paint and Plaster Damage (i.e. cracking, chipping, gouges, holes, flaking, spalling, efflorescence, significant moisture damage)	Quantity (sf)	On-going Moisture Intrusion (yes or no)	Paint and Plaster Debris on Surfaces and/or Educational Materials (describe location)	Quantity (sf)	Contents Need to be Moved (i.e. posters, contents, furniture)	Plastering Needed (yes or no)	Other Notes or Comments
377	2690	1	1	207A	Storage	Classroom 207 Closet	W4	N/A	N/A	No	No	N/A	Instruments, Stored Materials	No	Limited inspection due to stored materials
378	2690	1	1	208	Primary	Classroom 208	W1	Cracking, Chipping, Flaking	18	No	No	N/A	N/A	No	
379	2690	1	1	208	Primary	Classroom 208	W2	Cracking, Chipping on wall and water fountain	163	No	No	N/A	Posters, Stored Materials	No	Limited inspection due to stored materials
380	2690	1	1	208	Primary	Classroom 208	W3	Cracking, Chipping, Flaking behind radiators and covers	27	No	No	N/A	Posters, Furniture	No	
381	2690	1	1	208	Primary	Classroom 208	W4	Cracking, Chipping	13	No	No	N/A	N/A	No	
382	2690	1	1	208B	Storage	Classroom 208 Coat Closet	W1	Cracking, Holes, paint has been stabilized	53	No	No	N/A	Microwave, Refrigerator, Stored Materials	Yes	
383	2690	1	1	208B	Storage	Classroom 208 Coat Closet	W2	Cracking, Flaking on wall and behind radiator	24	No	Debris inside radiator cover	2	Stored Materials	No	
384	2690	1	1	208B	Storage	Classroom 208 Coat Closet	W3	Cracking, Flaking	27	No	No	N/A	Built in shelves with stored materials	No	
385	2690	1	1	208A	Storage	Classroom 208 Storage Closet	Ceiling	No Access	No Access	No Access	No Access	No Access	No Access	No Access	Padlocked. This space will need to be inspected.
386	2690	1	1	208A	Storage	Classroom 208 Storage Closet	Floor	No Access	No Access	No Access	No Access	No Access	No Access	No Access	Padlocked. This space will need to be inspected.
387	2690	1	1	208A	Storage	Classroom 208 Storage Closet	W1	No Access	No Access	No Access	No Access	No Access	No Access	No Access	Padlocked. This space will need to be inspected.
388	2690	1	1	208A	Storage	Classroom 208 Storage Closet	W2	No Access	No Access	No Access	No Access	No Access	No Access	No Access	Padlocked. This space will need to be inspected.
389	2690	1	1	208A	Storage	Classroom 208 Storage Closet	W3	No Access	No Access	No Access	No Access	No Access	No Access	No Access	Padlocked. This space will need to be inspected.
390	2690	1	1	208A	Storage	Classroom 208 Storage Closet	W4	No Access	No Access	No Access	No Access	No Access	No Access	No Access	Padlocked. This space will need to be inspected.
391	2690	1	1	209	Primary	Classroom 209	W1	Chipping, Flaking	20	No	No	N/A	Posters	No	Limited inspection due to posters
392	2690	1	1	209	Primary	Classroom 209	W2	Chipping, Spalling	42	Yes	No	N/A	Built in Cabinets	Yes	
393	2690	1	1	209	Primary	Classroom 209	W3	Chipping, Holes, paint has been stabilized, Flaking	5	No	No	N/A	Stored Materials	Yes	
394	2690	1	1	209	Primary	Classroom 209	W4	Chipping	10	No	No	N/A	Stored Materials	No	
395	2690	1	1	209A	Storage	Classroom 209 Storage Area to right of Entrance	Ceiling	Flaking	33	No	No	N/A	Shelves, Stored Materials	No	
396	2690	1	1	209A	Storage	Classroom 209 Storage Area to right of Entrance	Floor	N/A	N/A	No	Paint chips along wall 2	5	Shelves, Stored Materials	No	Limited inspection due to stored materials

Taggart -Scope of Work

Task ID	ULCS#	E l e m e n t	F l o o r	Space # (on Floor Plan)	Space Type	On Site Room Name	Component	Description of Paint and Plaster Damage (i.e. cracking, chipping, gouges, holes, flaking, spalling, efflorescence, significant moisture damage)	Quantity (sf)	On-going Moisture Intrusion (yes or no)	Paint and Plaster Debris on Surfaces and/or Educational Materials (describe location)	Quantity (sf)	Contents Need to be Moved (i.e. posters, contents, furniture)	Plastering Needed (yes or no)	Other Notes or Comments
397	2690	1	1	209A	Storage	Classroom 209 Storage Area to right of Entrance	W1	Cracking, Chipping, Flaking	18	No	No	N/A	Shelves, Stored Materials	Yes	
398	2690	1	1	209A	Storage	Classroom 209 Storage Area to right of Entrance	W2	N/A	N/A	No	No	N/A	Shelves, Stored Materials	No	Limited inspection due to stored materials
399	2690	1	1	209A	Storage	Classroom 209 Storage Area to right of Entrance	W3	Cracking	20	No	No	N/A	Shelves, Stored Materials	Yes	
400	2690	1	1	209A	Storage	Classroom 209 Storage Area to right of Entrance	W4	Cracking, Flaking	15	No	No	N/A	Shelves, Stored Materials	No	
401	2690	1	1	200B	Student Restrooms - Male/Female (Classroom)	Classrooms 200 and 201 Restroom	W1	Cracking, Efflorescence	8	Yes	No	N/A	N/A	Yes	Classroom 201 Entrance
402	2690	1	1	200B	Student Restrooms - Male/Female (Classroom)	Classrooms 200 and 201 Restroom	W2	Cracking, Chipping on stalls, Flaking behind toilets	82	No	No	N/A	N/A	No	
403	2690	1	1	200B	Student Restrooms - Male/Female (Classroom)	Classrooms 200 and 201 Restroom	W3	Chipping, Flaking	6	No	No	N/A	N/A	No	
404	2690	1	1	200B	Student Restrooms - Male/Female (Classroom)	Classrooms 200 and 201 Restroom	W4	Chipping on radiator cover, Flaking on wall and radiator	20	No	Debris on windowsill	2	N/A	No	
405	2690	1	1	208C	Student Restrooms - Male/Female (Classroom)	Classrooms 208 and 209 Restroom	Ceiling	Cracking	5	No	No	N/A	N/A	No	
406	2690	1	1	208C	Student Restrooms - Male/Female (Classroom)	Classrooms 208 and 209 Restroom	W1	Chipping on door, doorframe, and radiator, Flaking	14	No	No	N/A	N/A	No	Classroom 208 Entrance
407	2690	1	1	208C	Student Restrooms - Male/Female (Classroom)	Classrooms 208 and 209 Restroom	W2	Cracking	15	No	No	N/A	N/A	Yes	
408	2690	1	1	208C	Student Restrooms - Male/Female (Classroom)	Classrooms 208 and 209 Restroom	W3	Cracking, Chipping, Flaking on door and doorframe	55	No	No	N/A	N/A	Yes	
409	2690	1	1	214	Administrative Office	Counselor's Office adjacent to Classroom 200	W1	Cracking, Holes, paint has been stabilized, Flaking on door and frame	40	No	No	N/A	N/A	Yes	
410	2690	1	1	214	Administrative Office	Counselor's Office adjacent to Classroom 200	W2	Cracking, Chipping on wood cabinet and bulletin board frame, Holes, paint has been stabilized	30	No	No	N/A	N/A	Yes	
411	2690	1	1	214	Administrative Office	Counselor's Office adjacent to Classroom 200	W3	Cracking, Holes, paint has been stabilized	10	No	No	N/A	N/A	Yes	

Taggart -Scope of Work

Task ID	ULCS#	E l e m e n t	F l o o r	Space # (on Floor Plan)	Space Type	On Site Room Name	Component	Description of Paint and Plaster Damage (i.e. cracking, chipping, gouges, holes, flaking, spalling, efflorescence, significant moisture damage)	Quantity (sf)	On-going Moisture Intrusion (yes or no)	Paint and Plaster Debris on Surfaces and/or Educational Materials (describe location)	Quantity (sf)	Contents Need to be Moved (i.e. posters, contents, furniture)	Plastering Needed (yes or no)	Other Notes or Comments
412	2690	1	1	214	Administrative Office	Counselor's Office adjacent to Classroom 200	W4	Chipping on cove and radiator, Holes, paint has been stabilized, Flaking behind radiator	55	No	No	N/A	N/A	Yes	
413	2690	1	1	214A	Restrooms, Staff - Male/Female	Counselor's Office Restroom	Ceiling	Cracking	5	No	No	N/A	N/A	No	
414	2690	1	1	214A	Restrooms, Staff - Male/Female	Counselor's Office Restroom	Floor	N/A	N/A	No	Paint chips scattered	3	N/A	No	
415	2690	1	1	214A	Restrooms, Staff - Male/Female	Counselor's Office Restroom	W1	Chipping on door and doorframe, Holes, paint has been stabilized	18	No	No	N/A	N/A	Yes	
416	2690	1	1	214A	Restrooms, Staff - Male/Female	Counselor's Office Restroom	W2	Cracking, Holes, paint has been stabilized	8	No	No	N/A	N/A	Yes	
417	2690	1	1	214A	Restrooms, Staff - Male/Female	Counselor's Office Restroom	W3	Chipping on radiator, Holes, paint has been stabilized on 3	18	No	No	N/A	N/A	Yes	
418	2690	1	1	214A	Restrooms, Staff - Male/Female	Counselor's Office Restroom	W4	Holes, paint has been stabilized	2	No	No	N/A	N/A	Yes	
419	2690	1	1	S5-200	Stairs, Fire Tower	Fire Tower across from Classroom 200	W1	Cracking, Holes	34	No	No	N/A	N/A	No	Repair to concrete block wall needed
420	2690	1	1	S5-200	Stairs, Fire Tower	Fire Tower across from Classroom 200	W2	Cracking	17	No	No	N/A	N/A	No	Repair to concrete block wall and caulk needed
421	2690	1	1	S5-200	Stairs, Fire Tower	Fire Tower across from Classroom 200	W3	Chipping on doorframe	5	No	No	N/A	N/A	No	
422	2690	1	1	S5-200	Stairs, Fire Tower	Fire Tower across from Classroom 200	W4	Cracking, Chipping on door and doorframe	22	No	No	N/A	N/A	No	Repair to caulk needed
423	2690	1	1	S3-200	Stairs, Fire Tower	Fire Tower across from Classroom 204	Floor	Chipping on left side, flaking on right side	10	No	No	N/A	N/A	No	
424	2690	1	1	S3-200	Stairs, Fire Tower	Fire Tower across from Classroom 204	W1	Chipping on door and doorframe on left and right sides	9	No	No	N/A	N/A	No	
425	2690	1	1	S3-200	Stairs, Fire Tower	Fire Tower across from Classroom 204	W3	Chipping on door and doorframe on left and right sides	6	No	No	N/A	N/A	No	
426	2690	1	1	H201	Circulation (Hallway)	Hallway outside Classroom 208	W1	Cracking, Holes	5	No	No	N/A	N/A	Yes	
427	2690	1	1	H201	Circulation (Hallway)	Hallway outside Classroom 208	W2	Chipping on doors and frame, Holes, paint has been stabilized	15	No	No	N/A	N/A	Yes	
428	2690	1	1	H201	Circulation (Hallway)	Hallway outside Classroom 208	W3	Cracking, Chipping	15	No	No	N/A	N/A	No	
429	2690	1	1	H201	Circulation (Hallway)	Hallway outside Classroom 208	W4	Holes, paint has been stabilized	10	No	No	N/A	N/A	Yes	
430	2690	1	1	H202	Circulation (Hallway)	Hallway outside Classrooms 200-201	W1	Cracking, Chipping on radiator covers and metal jackets, Holes, paint has been stabilized	41	No	No	N/A	N/A	Yes	
431	2690	1	1	H202	Circulation (Hallway)	Hallway outside Classrooms 200-201	W2	Chipping, Flaking on doors and doorframe	22	No	No	N/A	N/A	No	

Taggart -Scope of Work

Task ID	ULCS#	E l e m e n t	F l o o r	Space # (on Floor Plan)	Space Type	On Site Room Name	Component	Description of Paint and Plaster Damage (i.e. cracking, chipping, gouges, holes, flaking, spalling, efflorescence, significant moisture damage)	Quantity (sf)	On-going Moisture Intrusion (yes or no)	Paint and Plaster Debris on Surfaces and/or Educational Materials (describe location)	Quantity (sf)	Contents Need to be Moved (i.e. posters, contents, furniture)	Plastering Needed (yes or no)	Other Notes or Comments
432	2690	1	1	H202	Circulation (Hallway)	Hallway outside Classrooms 200-201	W3	Chipping	5	No	No	N/A	N/A	No	
433	2690	1	1	H200	Circulation (Hallway)	Hallway outside Offices 203-206	W1	Chipping on wall, doors, and doorframe, Gouges, paint has been stabilized, Flaking on doors and doorframe	39	No	No	N/A	N/A	Yes	
434	2690	1	1	H200	Circulation (Hallway)	Hallway outside Offices 203-206	W2	Cracking, Chipping, Holes	28	No	No	N/A	Displayed Student Work	Yes	
435	2690	1	1	H200	Circulation (Hallway)	Hallway outside Offices 203-206	W3	Hole, paint has been stabilized	1	No	No	N/A	N/A	Yes	
436	2690	1	1	H200	Circulation (Hallway)	Hallway outside Offices 203-206	W4	Cracking, Chipping on metal jackets and radiator, Holes, paint has been stabilized on 1	33	No	No	N/A	Displayed Student Work	Yes	
437	2690	1	1	210	Administrative Office	Main Office	W1	Cracking, Chipping on doorframe, Flaking	55	No	No	N/A	N/A	No	
438	2690	1	1	210	Administrative Office	Main Office	W2	Chipping on radiator, Flaking behind radiator	11	No	No	N/A	N/A	No	
439	2690	1	1	210	Administrative Office	Main Office	W3	Cracking, Chipping on conduit box	32	No	No	N/A	Desk	No	
440	2690	1	1	210	Administrative Office	Main Office	W4	Cracking	10	No	No	N/A	N/A	No	
441	2690	1	1	210B	Administrative Office	Main Office Assistant Principal's Office	Floor	N/A	N/A	No	Paint chips behind radiator	5	N/A	No	
442	2690	1	1	210B	Administrative Office	Main Office Assistant Principal's Office	W1	Chipping on doorframe	10	No	No	N/A	N/A	No	
443	2690	1	1	210B	Administrative Office	Main Office Assistant Principal's Office	W2	Cracking	15	No	No	N/A	N/A	Yes	
444	2690	1	1	210B	Administrative Office	Main Office Assistant Principal's Office	W3	Cracking, Chipping on radiator	20	No	No	N/A	N/A	No	
445	2690	1	1	210B	Administrative Office	Main Office Assistant Principal's Office	W4	Chipping	1	No	No	N/A	N/A	No	
446	2690	1	1	210A	Storage	Main Office Closet	W2	Chipping on metal pipe	1	No	No	N/A	Built in Shelves with stored materials	No	
447	2690	1	1	210A	Storage	Main Office Closet	W3	N/A	N/A	No	No	N/A	Built in Shelves with stored materials	No	Limited inspection due to stored materials
448	2690	1	1	210A	Storage	Main Office Closet	W4	Chipping	1	No	No	N/A	N/A	No	
449	2690	1	1	211	Restrooms, Staff - Male/Female	Main Office Restroom	W1	Chipping on doorframe, Hole	14	No	No	N/A	N/A	Yes	
450	2690	1	1	211	Restrooms, Staff - Male/Female	Main Office Restroom	W2	Hole, paint has been stabilized, Flaking	3	No	No	N/A	N/A	Yes	
451	2690	1	1	211	Restrooms, Staff - Male/Female	Main Office Restroom	W3	Chipping on radiator, Hole	4	No	No	N/A	N/A	Yes	
452	2690	1	1	211	Restrooms, Staff - Male/Female	Main Office Restroom	W4	Cracking, Hole, paint has been stabilized	11	No	No	N/A	N/A	Yes	

Taggart -Scope of Work

Task ID	ULCS#	E l e m e n t	F l o o r	Space # (on Floor Plan)	Space Type	On Site Room Name	Component	Description of Paint and Plaster Damage (i.e. cracking, chipping, gouges, holes, flaking, spalling, efflorescence, significant moisture damage)	Quantity (sf)	On-going Moisture Intrusion (yes or no)	Paint and Plaster Debris on Surfaces and/or Educational Materials (describe location)	Quantity (sf)	Contents Need to be Moved (i.e. posters, contents, furniture)	Plastering Needed (yes or no)	Other Notes or Comments
453	2690	1	1	203	Administrative Office	Office 203	W1	Chipping on doorframe	5	No	No	N/A	N/A	No	
454	2690	1	1	203	Administrative Office	Office 203	W2	Chipping, Staple Holes	26	No	No	N/A	N/A	No	Repair to sheetrock wall needed
455	2690	1	1	203	Administrative Office	Office 203	W3	Chipping on radiator, Flaking behind radiator	10	No	No	N/A	N/A	No	
456	2690	1	1	203	Administrative Office	Office 203	W4	Cracking, Chipping, Flaking	28	No	No	N/A	N/A	No	
457	2690	1	1	205	Administrative Office	Office 205	W1	Cracking, Hole, paint has been stabilized, Flaking, Significant Moisture Damage	9	Yes	No	N/A	Cabinet	Yes	
458	2690	1	1	205	Administrative Office	Office 205	W2	Chipping	5	No	No	N/A	Posters	No	
459	2690	1	1	205	Administrative Office	Office 205	W3	Hole, paint has been stabilized, Flaking	3	No	No	N/A	N/A	Yes	
460	2690	1	1	205	Administrative Office	Office 205	W4	Holes, paint has been stabilized	2	No	No	N/A	N/A	Yes	
461	2690	1	1	205A	Storage	Office 205 Closet	W1	Cracking, Flaking	13	No	No	N/A	N/A	Yes	
462	2690	1	1	205A	Storage	Office 205 Closet	W2	Cracking, Chipping	6	No	No	N/A	N/A	No	
463	2690	1	1	205A	Storage	Office 205 Closet	W3	Cracking	5	No	No	N/A	Cabinets, Stored Materials	No	Limited inspection due to stored materials
464	2690	1	1	205A	Storage	Office 205 Closet	W4	Cracking, Chipping	13	No	No	N/A	Cabinets, Stored Materials	Yes	Limited inspection due to stored materials
465	2690	1	1	206	Administrative Office	Office 206	W1	Holes, paint has been stabilized on 1	3	No	No	N/A	Built in Cabinets, Shelves with stored materials	Yes	Limited inspection due to stored materials
466	2690	1	1	206	Administrative Office	Office 206	W2	Chipping, Hole, paint has been stabilized	2	No	No	N/A	N/A	Yes	
467	2690	1	1	206	Administrative Office	Office 206	W3	Holes, paint has been stabilized, Flaking on wall and behind radiators and covers	51	No	No	N/A	N/A	Yes	
468	2690	1	1	206	Administrative Office	Office 206	W4	Cracking, Chipping	12	No	No	N/A	N/A	No	
469	2690	1	1	206A	Storage	Office 206 Closet	Ceiling	N/A	N/A	No	No	N/A	N/A	No	This is PSSA closet so only one person has a key
470	2690	1	1	206A	Storage	Office 206 Closet	Floor	N/A	N/A	No	No	N/A	N/A	No	This is PSSA closet so only one person has a key
471	2690	1	1	206A	Storage	Office 206 Closet	W1	N/A	N/A	No	No	N/A	N/A	No	This is PSSA closet so only one person has a key
472	2690	1	1	206A	Storage	Office 206 Closet	W2	Cracking, Flaking	20	No	No	N/A	Shelves with stored materials	No	Limited inspection due to stored materials
473	2690	1	1	206A	Storage	Office 206 Closet	W3	Flaking	20	No	No	N/A	Cabinets	No	Limited inspection due to stored materials
474	2690	1	1	206A	Storage	Office 206 Closet	W4	Cracking, Flaking, Coat hooks pulling off wall	66	No	No	N/A	N/A	Yes	This is PSSA closet so only one person has a key

Taggart -Scope of Work

Task ID	ULCS#	E l e m e n t	F l o o r	Space # (on Floor Plan)	Space Type	On Site Room Name	Component	Description of Paint and Plaster Damage (i.e. cracking, chipping, gouges, holes, flaking, spalling, efflorescence, significant moisture damage)	Quantity (sf)	On-going Moisture Intrusion (yes or no)	Paint and Plaster Debris on Surfaces and/or Educational Materials (describe location)	Quantity (sf)	Contents Need to be Moved (i.e. posters, contents, furniture)	Plastering Needed (yes or no)	Other Notes or Comments
475	2690	1	1	213	Administrative Office	Principal's Office	W1	Cracking, Hole	16	No	No	N/A	N/A	Yes	
476	2690	1	1	213	Administrative Office	Principal's Office	W2	Flaking on wall and behind radiator	10	No	No	N/A	Desk	No	
477	2690	1	1	213	Administrative Office	Principal's Office	W3	Cracking	10	No	No	N/A	Desk	No	
478	2690	1	1	213A	Storage	Principal's Office Storage Area	Floor	N/A	N/A	No	Paint chips in corner of walls 2&3	1	N/A	No	
479	2690	1	1	213A	Storage	Principal's Office Storage Area	W2	Spalling	5	Yes	No	N/A	Stored Materials	Yes	
480	2690	1	1	S4-200	Stairs	Stairwell adjacent to Classroom 202	Ceiling	Flaking	12	No	No	N/A	N/A	No	
481	2690	1	1	S4-200	Stairs	Stairwell adjacent to Classroom 202	Floor	Chipping on cove and railings	33	No	No	N/A	N/A	No	
482	2690	1	1	S4-200	Stairs	Stairwell adjacent to Classroom 202	W1	Chipping on wall, doors and doorframe, Holes, paint has been stabilized, Flaking on doors and doorframe	19	No	No	N/A	N/A	Yes	
483	2690	1	1	S4-200	Stairs	Stairwell adjacent to Classroom 202	W3	Chipping on doors and doorframe, Hole, paint has been stabilized	21	No	No	N/A	N/A	Yes	
484	2690	1	1	S4-200	Stairs	Stairwell adjacent to Classroom 202	W4	Holes, paint has been stabilized	2	No	No	N/A	N/A	Yes	
485	2690	1	1	S18	Circulation (Hallway)	Stairwell adjacent to Classroom 202 Vestibule	W2	Chipping on radiator, Holes, Flaking on wall and radiator heat shield	N/A	No	No	N/A	N/A	Yes	
486	2690	1	1	S18	Circulation (Hallway)	Stairwell adjacent to Classroom 202 Vestibule	W3	Chipping on doors and doorframe, Flaking	N/A	No	No	N/A	N/A	No	
487	2690	1	1	S18	Circulation (Hallway)	Stairwell adjacent to Classroom 202 Vestibule	W4	Holes, paint has been stabilized, Flaking on wall and radiator heat shield	N/A	No	No	N/A	N/A	Yes	
488	2690	1	1	S2-200	Stairs	Stairwell adjacent to Classroom 207	Ceiling	Flaking	15	No	No	N/A	N/A	No	
489	2690	1	1	S2-200	Stairs	Stairwell adjacent to Classroom 207	Floor	Chipping on stairs and railings	190	No	No	N/A	N/A	No	
490	2690	1	1	S2-200	Stairs	Stairwell adjacent to Classroom 207	W1	Chipping on railings, Flaking above windows	8	No	No	N/A	N/A	No	
491	2690	1	1	S2-200	Stairs	Stairwell adjacent to Classroom 207	W2	Cracking, Chipping on wall and radiator, Holes, paint has been stabilized	13	No	No	N/A	N/A	Yes	
492	2690	1	1	S2-200	Stairs	Stairwell adjacent to Classroom 207	W3	Holes, some paint has been stabilized	2	No	No	N/A	N/A	Yes	
493	2690	1	1	S2-200	Stairs	Stairwell adjacent to Classroom 207	W4	Cracking, Chipping, Holes, paint has been stabilized	31	No	No	N/A	N/A	Yes	
494	2690	1	1	S1-200	Stairs	Stairwell adjacent to Classroom 209	Ceiling	Chipping	2	No	No	N/A	N/A	No	
495	2690	1	1	S1-200	Stairs	Stairwell adjacent to Classroom 209	Floor	Chipping on stairs, cove, and railings	92	No	No	N/A	N/A	No	
496	2690	1	1	S1-200	Stairs	Stairwell adjacent to Classroom 209	W1	Cracking	2	No	No	N/A	N/A	No	
497	2690	1	1	S1-200	Stairs	Stairwell adjacent to Classroom 209	W2	Chipping on doors, Gouges	9	No	No	N/A	N/A	No	

Taggart -Scope of Work

Task ID	ULCS#	E l e m e n t	F l o o r	Space # (on Floor Plan)	Space Type	On Site Room Name	Component	Description of Paint and Plaster Damage (i.e. cracking, chipping, gouges, holes, flaking, spalling, efflorescence, significant moisture damage)	Quantity (sf)	On-going Moisture Intrusion (yes or no)	Paint and Plaster Debris on Surfaces and/or Educational Materials (describe location)	Quantity (sf)	Contents Need to be Moved (i.e. posters, contents, furniture)	Plastering Needed (yes or no)	Other Notes or Comments
498	2690	1	1	S1-200	Stairs	Stairwell adjacent to Classroom 209	W3	Cracking, Chipping on metal jackets, Flaking on metal pipe, Spalling, Efflorescence	32	Yes	No	N/A	N/A	Yes	
499	2690	1	1	S1-200	Stairs	Stairwell adjacent to Classroom 209	W4	Cracking, Spalling	20	Yes	No	N/A	N/A	Yes	
500	2690	1	1	203B	Circulation (Hallway)	Vestibule 203	W1	Cracking	1	No	No	N/A	N/A	No	
501	2690	1	1	203B	Circulation (Hallway)	Vestibule 203	W2	Cracking, Chipping	2	No	No	N/A	N/A	No	
502	2690	1	1	203B	Circulation (Hallway)	Vestibule 203	W3	Chipping	2	No	No	N/A	N/A	No	
503	2690	1	1	203B	Circulation (Hallway)	Vestibule 203	W4	Chipping	5	No	No	N/A	N/A	No	
504	2690	1	1	203A	Storage	Vestibule 203 Closet	Ceiling	N/A	N/A	No	No	N/A	Shelves and Stored Materials	No	Limited inspection due to stored materials
505	2690	1	1	203A	Storage	Vestibule 203 Closet	Floor	N/A	N/A	No	No	N/A	Shelves and Stored Materials	No	Limited inspection due to stored materials
506	2690	1	1	203A	Storage	Vestibule 203 Closet	W1	N/A	N/A	No	No	N/A	Shelves and Stored Materials	No	Limited inspection due to stored materials
507	2690	1	1	203A	Storage	Vestibule 203 Closet	W2	N/A	N/A	No	No	N/A	Shelves and Stored Materials	No	Limited inspection due to stored materials
508	2690	1	1	203A	Storage	Vestibule 203 Closet	W3	Chipping	2	No	No	N/A	Shelves and Stored Materials	No	Limited inspection due to stored materials
509	2690	1	1	203A	Storage	Vestibule 203 Closet	W4	N/A	N/A	No	No	N/A	Shelves and Stored Materials	No	Limited inspection due to stored materials
510	2690	2	0	2-100A	Stage	Auditorium Stage	W3	Chipping	20	No	No	N/A	N/A	No	
511	2690	2	0	2-100A	Stage	Auditorium Stage	W4	Chipping	5	No	No	N/A	N/A	No	
512	2690	2	0	2-100	Gymnasium / Auditorium / Cafeteria	Auditorium/Gymnasium/Cafeteria	Ceiling	Flaking on beam	10	No	No	N/A	N/A	No	
513	2690	2	0	2-100	Gymnasium / Auditorium / Cafeteria	Auditorium/Gymnasium/Cafeteria	W1	Cracking, Chipping on wall, doorframe, and office window, Efflorescence	98	Yes	No	N/A	N/A	No	Repair to concrete block wall needed
514	2690	2	0	2-100	Gymnasium / Auditorium / Cafeteria	Auditorium/Gymnasium/Cafeteria	W2	Chipping on wall and metal duct	53	No	No	N/A	N/A	No	
515	2690	2	0	2-100	Gymnasium / Auditorium / Cafeteria	Auditorium/Gymnasium/Cafeteria	W3	Chipping on wall, doors, and frames	75	No	No	N/A	N/A	No	
516	2690	2	0	2-100	Gymnasium / Auditorium / Cafeteria	Auditorium/Gymnasium/Cafeteria	W4	Chipping	10	No	No	N/A	N/A	No	
517	2690	1	0	107G	Student Restrooms - Male (4-12)	Basement Boy's Restroom Toilet Area	Ceiling	Flaking on ceiling and metal ducts	768	No	No	N/A	N/A	No	Restroom is not currently in operation
518	2690	1	0	107G	Student Restrooms - Male (4-12)	Basement Boy's Restroom Toilet Area	Floor	N/A	N/A	No	Paint chips throughout	768	N/A	No	Restroom is not currently in operation

Taggart -Scope of Work

Task ID	ULCS#	E l e m e n t	F l o o r	Space # (on Floor Plan)	Space Type	On Site Room Name	Component	Description of Paint and Plaster Damage (i.e. cracking, chipping, gouges, holes, flaking, spalling, efflorescence, significant moisture damage)	Quantity (sf)	On-going Moisture Intrusion (yes or no)	Paint and Plaster Debris on Surfaces and/or Educational Materials (describe location)	Quantity (sf)	Contents Need to be Moved (i.e. posters, contents, furniture)	Plastering Needed (yes or no)	Other Notes or Comments
519	2690	1	0	107G	Student Restrooms - Male (4-12)	Basement Boy's Restroom Toilet Area	W1	Flaking	195	No	No	N/A	N/A	No	Restroom is not currently in operation
520	2690	1	0	107G	Student Restrooms - Male (4-12)	Basement Boy's Restroom Toilet Area	W2	Flaking	145	No	No	N/A	N/A	No	Restroom is not currently in operation
521	2690	1	0	107G	Student Restrooms - Male (4-12)	Basement Boy's Restroom Toilet Area	W3	Flaking	195	No	No	N/A	N/A	No	Restroom is not currently in operation
522	2690	1	0	107G	Student Restrooms - Male (4-12)	Basement Boy's Restroom Toilet Area	W4	Flaking	145	No	No	N/A	N/A	No	Restroom is not currently in operation
523	2690	1	0	107F	Student Restrooms - Male (4-12)	Basement Boy's Restroom Urinal Area	Ceiling	Flaking on ceiling, metal pipes, and metal ducts	336	No	No	N/A	N/A	No	Restroom is not currently in operation
524	2690	1	0	107F	Student Restrooms - Male (4-12)	Basement Boy's Restroom Urinal Area	Floor	N/A	N/A	No	Paint chips throughout	336	N/A	No	Restroom is not currently in operation
525	2690	1	0	107F	Student Restrooms - Male (4-12)	Basement Boy's Restroom Urinal Area	W1	Flaking	85	No	No	N/A	N/A	No	Restroom is not currently in operation
526	2690	1	0	107F	Student Restrooms - Male (4-12)	Basement Boy's Restroom Urinal Area	W2	Flaking	145	No	No	N/A	N/A	No	Restroom is not currently in operation
527	2690	1	0	107F	Student Restrooms - Male (4-12)	Basement Boy's Restroom Urinal Area	W3	Flaking	85	No	No	N/A	N/A	No	Restroom is not currently in operation
528	2690	1	0	107F	Student Restrooms - Male (4-12)	Basement Boy's Restroom Urinal Area	W4	Flaking	145	No	No	N/A	N/A	No	Restroom is not currently in operation
529	2690	1	0	100	Student Restrooms - Female (4-12)	Basement Girl's Restroom	Ceiling	Cracking on ACM pipe insulation, Flaking on ceiling, metal pipes, and metal ducts	1040	No	No	N/A	Stored Materials	No	Restroom is not currently in operation
530	2690	1	0	100	Student Restrooms - Female (4-12)	Basement Girl's Restroom	Floor	N/A	N/A	No	Paint chips scattered throughout	200	Stored Materials	No	Restroom is not currently in operation
531	2690	1	0	100	Student Restrooms - Female (4-12)	Basement Girl's Restroom	W1	Flaking	10	No	No	N/A	Stored Materials	No	Restroom is not currently in operation
532	2690	1	0	100	Student Restrooms - Female (4-12)	Basement Girl's Restroom	W2	N/A	N/A	No	No	N/A	Stored Materials	No	Restroom is not currently in operation
533	2690	1	0	100	Student Restrooms - Female (4-12)	Basement Girl's Restroom	W3	Flaking	210	No	No	N/A	Stored Materials	No	Restroom is not currently in operation
534	2690	1	0	100	Student Restrooms - Female (4-12)	Basement Girl's Restroom	W4	Flaking	145	No	No	N/A	Stored Materials	No	Restroom is not currently in operation
535	2690	1	0	101	Primary	Classroom 101	Ceiling	Cracking on ACM pipe insulation, Chipping on metal duct, metal pipe, and metal steam pipes, Flaking on metal duct and metal steam pipes, Significant Moisture Damage	275	Yes	No	N/A	Furniture	Yes	Limited inspection due to stored materials

Taggart -Scope of Work

Task ID	ULCS#	E l e m e n t	F l o o r	Space # (on Floor Plan)	Space Type	On Site Room Name	Component	Description of Paint and Plaster Damage (i.e. cracking, chipping, gouges, holes, flaking, spalling, efflorescence, significant moisture damage)	Quantity (sf)	On-going Moisture Intrusion (yes or no)	Paint and Plaster Debris on Surfaces and/or Educational Materials (describe location)	Quantity (sf)	Contents Need to be Moved (i.e. posters, contents, furniture)	Plastering Needed (yes or no)	Other Notes or Comments
536	2690	1	0	101	Primary	Classroom 101	Floor	N/A	N/A	No	Debris under damaged ceiling	3	Furniture	No	Limited inspection due to stored materials
537	2690	1	0	101	Primary	Classroom 101	W1	Cracking, Chipping, Holes, paint has been stabilized	57	No	No	N/A	Posters, Furniture	Yes	
538	2690	1	0	101	Primary	Classroom 101	W2	Chipping, Flaking	12	No	No	N/A	Stored Materials	No	
539	2690	1	0	101	Primary	Classroom 101	W3	Cracking, Holes, paint has been stabilized, Flaking on wall and metal jacket	123	No	Debris in corner of walls 2&3 and corner by restroom	10	File Cabinets, Shelves with stored materials	Yes	Limited inspection due to stored materials
540	2690	1	0	101	Primary	Classroom 101	W4	Cracking	10	No	No	N/A	Cabinets	No	Limited inspection due to cabinets
541	2690	1	0	101A	Student Restrooms - Male/Female (Classroom)	Classroom 101 Restroom	Ceiling	Significant Moisture Damage	4	Yes	No	N/A	N/A	Yes	
542	2690	1	0	101A	Student Restrooms - Male/Female (Classroom)	Classroom 101 Restroom	Floor	N/A	N/A	No	Debris along wall 3	5	N/A	No	
543	2690	1	0	101A	Student Restrooms - Male/Female (Classroom)	Classroom 101 Restroom	W3	Holes, paint has been stabilized	20	No	No	N/A	N/A	No	
544	2690	1	0	102C	Circulation (Hallway)	Classroom 102 Vestibule	Ceiling	Flaking on and above metal duct	13	No	No	N/A	N/A	No	
545	2690	1	0	102C	Circulation (Hallway)	Classroom 102 Vestibule	W2	Cracking, Chipping	7	No	No	N/A	N/A	No	
546	2690	1	0	102C	Circulation (Hallway)	Classroom 102 Vestibule	W3	Chipping	1	No	No	N/A	N/A	No	
547	2690	1	0	102C	Circulation (Hallway)	Classroom 102 Vestibule	W4	Cracking, Chipping	4	No	No	N/A	N/A	No	
548	2690	1	0	102	Primary	Classroom 102A	Ceiling	Chipping on metal steam pipes, Flaking on ceiling, metal duct, and metal steam pipes	38	No	No	N/A	N/A	No	
549	2690	1	0	102	Primary	Classroom 102A	W1	Chipping	20	No	No	N/A	N/A	No	
550	2690	1	0	102	Primary	Classroom 102A	W2	Holes in sheetrock	15	No	No	N/A	N/A	No	
551	2690	1	0	102	Primary	Classroom 102A	W3	Flaking	1	No	No	N/A	N/A	No	
552	2690	1	0	102	Primary	Classroom 102A	W4	Flaking	7	No	No	N/A	N/A	No	
553	2690	1	0	102B	Primary	Classroom 102B (to Right of Vestibule)	Ceiling	Cracking on ACM pipe insulation, chipping on metal steam pipes	22	No	No	N/A	N/A	No	
554	2690	1	0	102B	Primary	Classroom 102B (to Right of Vestibule)	W1	Chipping	5	No	No	N/A	N/A	No	
555	2690	1	0	102B	Primary	Classroom 102B (to Right of Vestibule)	W2	Chipping	3	No	No	N/A	N/A	No	
556	2690	1	0	102B	Primary	Classroom 102B (to Right of Vestibule)	W3	Chipping on metal jacket, Flaking	2	No	No	N/A	N/A	No	
557	2690	1	0	102B	Primary	Classroom 102B (to Right of Vestibule)	W4	Chipping	2	No	No	N/A	N/A	No	

Taggart -Scope of Work

[illegible]

Taggart -Scope of Work

Task ID	ULCS#	E l e m e n t	F l o o r	Space # (on Floor Plan)	Space Type	On Site Room Name	Component	Description of Paint and Plaster Damage (i.e. cracking, chipping, gouges, holes, flaking, spalling, efflorescence, significant moisture damage)	Quantity (sf)	On-going Moisture Intrusion (yes or no)	Paint and Plaster Debris on Surfaces and/or Educational Materials (describe location)	Quantity (sf)	Contents Need to be Moved (i.e. posters, contents, furniture)	Plastering Needed (yes or no)	Other Notes or Comments
575	2690	1	0	102A	Storage	Closet adjacent to Classroom 102 Vestibule	W2	No Access	No Access	No Access	No Access	No Access	No Access	No Access	
576	2690	1	0	102A	Storage	Closet adjacent to Classroom 102 Vestibule	W3	No Access	No Access	No Access	No Access	No Access	No Access	No Access	
577	2690	1	0	102A	Storage	Closet adjacent to Classroom 102 Vestibule	W4	No Access	No Access	No Access	No Access	No Access	No Access	No Access	
578	2690	1	0	101B	Storage	Closet between Classroom 101 and Stairwell	Ceiling	Flaking	30	No	No	N/A	Stored Equipment	No	
579	2690	1	0	101B	Storage	Closet between Classroom 101 and Stairwell	Floor	N/A	N/A	No	No	N/A	Stored Equipment	No	Limited inspection due to stored materials
580	2690	1	0	101B	Storage	Closet between Classroom 101 and Stairwell	W1	N/A	N/A	No	No	N/A	Stored Equipment	No	Limited inspection due to stored materials
581	2690	1	0	101B	Storage	Closet between Classroom 101 and Stairwell	W2	N/A	N/A	No	No	N/A	Stored Equipment	No	Limited inspection due to stored materials
582	2690	1	0	101B	Storage	Closet between Classroom 101 and Stairwell	W3	N/A	N/A	No	No	N/A	Stored Equipment	No	Limited inspection due to stored materials
583	2690	1	0	101B	Storage	Closet between Classroom 101 and Stairwell	W4	Efflorescence	10	Yes	No	N/A	Stored Equipment	No	
584	2690	1	0	H103D	Administrative Office	Education Works Office	Ceiling	Cracking on ACM pipe insulation	15	No	No	N/A	Stored Materials	No	
585	2690	1	0	H103D	Administrative Office	Education Works Office	Floor	N/A	N/A	No	Paint chips scattered throughout	5	N/A	No	
586	2690	1	0	H103D	Administrative Office	Education Works Office	W2	Chipping	10	No	No	N/A	Desk, File Cabinet, Cabinets	No	
587	2690	2	0	2-104	Lockers - Male	Former Boy's Locker Room	W1	Chipping on doorframe	15	No	No	N/A	Stored Equipment	No	
588	2690	2	0	2-104	Lockers - Male	Former Boy's Locker Room	W2	Chipping	18	No	No	N/A	Stored Equipment	No	
589	2690	2	0	2-104	Lockers - Male	Former Boy's Locker Room	W3	Chipping	2	No	No	N/A	Stored Equipment	No	
590	2690	2	0	2-104	Lockers - Male	Former Boy's Locker Room	W4	Chipping on lockers	40	No	No	N/A	Stored Equipment	No	
591	2690	2	0	2-104A	Student Restrooms - Male (4-12)	Former Boy's Locker Room Restroom	W1	Chipping on wall and doorframe	7	No	No	N/A	N/A	No	
592	2690	2	0	2-104A	Student Restrooms - Male (4-12)	Former Boy's Locker Room Restroom	W2	Chipping	3	No	No	N/A	N/A	No	
593	2690	2	0	2-104A	Student Restrooms - Male (4-12)	Former Boy's Locker Room Restroom	W3	Chipping, Flaking on metal jacket	4	Yes	No	N/A	N/A	No	

Taggart -Scope of Work

Task ID	ULCS#	E l e m e n t	F l o o r	Space # (on Floor Plan)	Space Type	On Site Room Name	Component	Description of Paint and Plaster Damage (i.e. cracking, chipping, gouges, holes, flaking, spalling, efflorescence, significant moisture damage)	Quantity (sf)	On-going Moisture Intrusion (yes or no)	Paint and Plaster Debris on Surfaces and/or Educational Materials (describe location)	Quantity (sf)	Contents Need to be Moved (i.e. posters, contents, furniture)	Plastering Needed (yes or no)	Other Notes or Comments
594	2690	2	0	2-104A	Student Restrooms - Male (4-12)	Former Boy's Locker Room Restroom	W4	Chipping	5	No	No	N/A	N/A	No	
595	2690	2	0	2-104B	Showers - Male	Former Boy's Locker Room Shower Area	Ceiling	Chipping on partition at entrance	5	No	No	N/A	Stored Equipment	No	
596	2690	2	0	2-104B	Showers - Male	Former Boy's Locker Room Shower Area	Floor	Chipping on center walls for old showers	25	No	No	N/A	Stored Equipment	No	
597	2690	2	0	2-104B	Showers - Male	Former Boy's Locker Room Shower Area	W1	Chipping	13	No	No	N/A	Stored Equipment	No	
598	2690	2	0	2-104B	Showers - Male	Former Boy's Locker Room Shower Area	W2	Chipping	16	No	No	N/A	Stored Equipment	No	
599	2690	2	0	2-104B	Showers - Male	Former Boy's Locker Room Shower Area	W3	Chipping	15	No	No	N/A	Stored Equipment	No	
600	2690	2	0	2-104B	Showers - Male	Former Boy's Locker Room Shower Area	W4	Chipping	18	No	No	N/A	Stored Equipment	No	
601	2690	2	0	2-105	Lockers - Female	Former Girl's Locker Room	Ceiling	N/A	N/A	No	No	N/A	Stored Gym Equipment	No	Limited inspection due to stored materials
602	2690	2	0	2-105	Lockers - Female	Former Girl's Locker Room	Floor	N/A	N/A	No	No	N/A	Stored Gym Equipment	No	Limited inspection due to stored materials
603	2690	2	0	2-105	Lockers - Female	Former Girl's Locker Room	W1	Chipping on wall and doorframe	10	No	No	N/A	Stored Gym Equipment	No	
604	2690	2	0	2-105	Lockers - Female	Former Girl's Locker Room	W2	N/A	N/A	No	No	N/A	Stored Gym Equipment	No	Limited inspection due to stored materials
605	2690	2	0	2-105	Lockers - Female	Former Girl's Locker Room	W3	Chipping	2	No	No	N/A	Stored Gym Equipment	No	
606	2690	2	0	2-105	Lockers - Female	Former Girl's Locker Room	W4	Cracking, Chipping	13	No	No	N/A	Stored Gym Equipment	No	Repair to concrete block wall needed
607	2690	2	0	2-105A	Showers - Female	Former Girl's Locker Room Large Shower Area	Ceiling	N/A	N/A	No	No	N/A	Cabinets and Stored Gym Equipment	No	Limited inspection due to stored materials
608	2690	2	0	2-105A	Showers - Female	Former Girl's Locker Room Large Shower Area	Floor	Chipping on center walls for old showers	25	No	No	N/A	Cabinets and Stored Gym Equipment	No	
609	2690	2	0	2-105A	Showers - Female	Former Girl's Locker Room Large Shower Area	W1	Chipping	8	No	No	N/A	Cabinets and Stored Gym Equipment	No	
610	2690	2	0	2-105A	Showers - Female	Former Girl's Locker Room Large Shower Area	W2	Chipping	16	No	No	N/A	Cabinets and Stored Gym Equipment	No	
611	2690	2	0	2-105A	Showers - Female	Former Girl's Locker Room Large Shower Area	W3	Chipping	14	No	No	N/A	Cabinets and Stored Gym Equipment	No	

Taggart -Scope of Work

Task ID	ULCS#	E l e m e n t	F l o o r	Space # (on Floor Plan)	Space Type	On Site Room Name	Component	Description of Paint and Plaster Damage (i.e. cracking, chipping, gouges, holes, flaking, spalling, efflorescence, significant moisture damage)	Quantity (sf)	On-going Moisture Intrusion (yes or no)	Paint and Plaster Debris on Surfaces and/or Educational Materials (describe location)	Quantity (sf)	Contents Need to be Moved (i.e. posters, contents, furniture)	Plastering Needed (yes or no)	Other Notes or Comments
612	2690	2	0	2-105A	Showers - Female	Former Girl's Locker Room Large Shower Area	W4	Chipping	9	No	No	N/A	Cabinets and Stored Gym Equipment	No	
613	2690	2	0	2-105B	Student Restrooms - Female (4-12)	Former Girl's Locker Room Restroom	W1	Chipping	3	No	No	N/A	N/A	No	
614	2690	2	0	2-105B	Student Restrooms - Female (4-12)	Former Girl's Locker Room Restroom	W2	Chipping	6	No	No	N/A	N/A	No	
615	2690	2	0	2-105B	Student Restrooms - Female (4-12)	Former Girl's Locker Room Restroom	W3	Cracking in corner of walls 2&3, Chipping	16	No	No	N/A	N/A	No	Repair to concrete block wall needed
616	2690	2	0	2-105B	Student Restrooms - Female (4-12)	Former Girl's Locker Room Restroom	W4	Chipping	3	No	No	N/A	N/A	No	
617	2690	2	0	2-105C	Showers - Male	Former Girl's Locker Room Small Shower Area	W1	Flaking	5	No	No	N/A	N/A	No	
618	2690	2	0	2-105C	Showers - Male	Former Girl's Locker Room Small Shower Area	W2	Flaking	6	No	No	N/A	N/A	No	
619	2690	2	0	2-105C	Showers - Male	Former Girl's Locker Room Small Shower Area	W3	Cracking in corner of walls 3&4, Flaking	6	No	No	N/A	N/A	No	Repair to concrete block wall needed
620	2690	2	0	2-105C	Showers - Male	Former Girl's Locker Room Small Shower Area	W4	Flaking	5	No	No	N/A	N/A	No	
621	2690	2	0	2-106	Administrative Office	Gym Office	W1	Chipping on doorframe	5	No	No	N/A	N/A	No	
622	2690	2	0	2-106	Administrative Office	Gym Office	W2	Chipping	1	No	No	N/A	Stored Materials	No	
623	2690	2	0	2-106A	Restrooms, Staff - Male/Female	Gym Office Restroom	W1	Chipping on doorframe	5	No	No	N/A	N/A	No	
624	2690	2	0	2-106A	Restrooms, Staff - Male/Female	Gym Office Restroom	W3	Chipping	4	No	No	N/A	N/A	No	
625	2690	2	0	2-106A	Restrooms, Staff - Male/Female	Gym Office Restroom	W4	Chipping	4	No	No	N/A	N/A	No	
626	2690	2	0	103A	Storage	Gym Storage Room	W1	Chipping on wall and frame, Efflorescence	30	Yes	No	N/A	N/A	No	
627	2690	2	0	103A	Storage	Gym Storage Room	W2	Chipping	10	No	No	N/A	N/A	No	
628	2690	2	0	103A	Storage	Gym Storage Room	W3	Chipping, Hole	11	No	No	N/A	N/A	No	Repair to concrete block wall needed
629	2690	2	0	103A	Storage	Gym Storage Room	W4	Chipping, Holes, Efflorescence	11	Yes	No	N/A	N/A	No	Repair to concrete block wall needed
630	2690	2	0	2-111	Circulation (Hallway)	Hallway between Elements 1 and 2	W1	Cracking, Chipping on doors and frame, Holes	9	No	No	N/A	N/A	No	Repair to concrete block wall needed
631	2690	2	0	2-111	Circulation (Hallway)	Hallway between Elements 1 and 2	W2	Chipping on doors and frame center	10	No	No	N/A	N/A	No	

Taggart -Scope of Work

Task ID	ULCS#	E l e m e n t	F l o o r	Space # (on Floor Plan)	Space Type	On Site Room Name	Component	Description of Paint and Plaster Damage (i.e. cracking, chipping, gouges, holes, flaking, spalling, efflorescence, significant moisture damage)	Quantity (sf)	On-going Moisture Intrusion (yes or no)	Paint and Plaster Debris on Surfaces and/or Educational Materials (describe location)	Quantity (sf)	Contents Need to be Moved (i.e. posters, contents, furniture)	Plastering Needed (yes or no)	Other Notes or Comments
632	2690	2	0	2-111	Circulation (Hallway)	Hallway between Elements 1 and 2	W3	Chipping on doors and frame	10	No	No	N/A	N/A	No	
633	2690	2	0	2-111	Circulation (Hallway)	Hallway between Elements 1 and 2	W4	Chipping on doors and frame	10	No	No	N/A	N/A	No	
634	2690	1	0	H100	Circulation (Hallway)	Hallway outside Boiler Room	Ceiling	Cracking on ACM pipe insulation, Chipping above pipes and on metal duct, Flaking on ACM pipe insulation, metal duct, metal pipe, and ceiling, some above duct	522	No	No	N/A	Cafeteria Tables	No	Limited inspection due to stored materials
635	2690	1	0	H100	Circulation (Hallway)	Hallway outside Boiler Room	Floor	Chipping along walls	120	No	No	N/A	N/A	No	
636	2690	1	0	H100	Circulation (Hallway)	Hallway outside Boiler Room	W2	Chipping on wall and metal pipe, Flaking on wall and metal pipe	9	No	No	N/A	N/A	No	
637	2690	1	0	H100	Circulation (Hallway)	Hallway outside Boiler Room	W4	Flaking on wall and metal jackets	34	No	No	N/A	N/A	No	
638	2690	1	0	013A	Storage	Hallway outside Boiler Room Closet	Ceiling	No Access	No Access	No Access	No Access	No Access	No Access	No Access	
639	2690	1	0	013A	Storage	Hallway outside Boiler Room Closet	Floor	No Access	No Access	No Access	No Access	No Access	No Access	No Access	
640	2690	1	0	013A	Storage	Hallway outside Boiler Room Closet	W1	No Access	No Access	No Access	No Access	No Access	No Access	No Access	
641	2690	1	0	013A	Storage	Hallway outside Boiler Room Closet	W2	No Access	No Access	No Access	No Access	No Access	No Access	No Access	
642	2690	1	0	013A	Storage	Hallway outside Boiler Room Closet	W3	No Access	No Access	No Access	No Access	No Access	No Access	No Access	
643	2690	1	0	013A	Storage	Hallway outside Boiler Room Closet	W4	No Access	No Access	No Access	No Access	No Access	No Access	No Access	
644	2690	1	0	H102	Circulation (Hallway)	Hallway outside Classroom 101	Ceiling	Cracking on ACM pipe insulation, Chipping on metal duct, Flaking on ceiling and metal duct around attached lights	308	No	No	N/A	N/A	No	
645	2690	1	0	H102	Circulation (Hallway)	Hallway outside Classroom 101	Floor	Chipping along walls and railings	140	No	Paint chips around wall 2 pipes	1	N/A	No	
646	2690	1	0	H102	Circulation (Hallway)	Hallway outside Classroom 101	W1	Chipping on metal jackets, Flaking on wall and ACM pipe insulation	21	No	No	N/A	N/A	No	
647	2690	1	0	H102	Circulation (Hallway)	Hallway outside Classroom 101	W2	Chipping on metal pipe	5	No	No	N/A	N/A	No	
648	2690	1	0	H102	Circulation (Hallway)	Hallway outside Classroom 101	W3	Chipping on metal pipe, Flaking	2	No	No	N/A	N/A	No	

Taggart -Scope of Work

Task ID	ULCS#	E l e m e n t	F l o o r	Space # (on Floor Plan)	Space Type	On Site Room Name	Component	Description of Paint and Plaster Damage (i.e. cracking, chipping, gouges, holes, flaking, spalling, efflorescence, significant moisture damage)	Quantity (sf)	On-going Moisture Intrusion (yes or no)	Paint and Plaster Debris on Surfaces and/or Educational Materials (describe location)	Quantity (sf)	Contents Need to be Moved (i.e. posters, contents, furniture)	Plastering Needed (yes or no)	Other Notes or Comments
649	2690	1	0	H102	Circulation (Hallway)	Hallway outside Classroom 101	W4	Chipping on doors and frame exterior entrance, Chipping on 3rd set of doors in, Flaking on ACM pipe insulation and wood frame of 2nd set of doors in	44	No	No	N/A	N/A	No	
650	2690	2	0	2-107	Circulation (Hallway)	Hallway outside Gym	W1	Chipping	20	No	No	N/A	N/A	No	
651	2690	2	0	2-107	Circulation (Hallway)	Hallway outside Gym	W2	Cracking in corner of walls 1&2	10	No	No	N/A	N/A	No	Repair to concrete block wall needed
652	2690	2	0	2-107	Circulation (Hallway)	Hallway outside Gym	W3	Chipping	40	No	No	N/A	N/A	No	
653	2690	2	0	2-107	Circulation (Hallway)	Hallway outside Gym	W4	Cracking, Chipping	14	No	No	N/A	N/A	No	Repair to concrete block wall needed
654	2690	1	0	H101	Circulation (Hallway)	Hallway outside Nurse's Office	Ceiling	Chipping on ceiling and metal duct, Flaking on ceiling, ACM pipe insulation, metal pipe, and metal duct	73	No	No	N/A	N/A	No	
655	2690	1	0	H101	Circulation (Hallway)	Hallway outside Nurse's Office	Floor	Chipping along walls	50	No	No	N/A	N/A	No	
656	2690	1	0	H101	Circulation (Hallway)	Hallway outside Nurse's Office	W1	Flaking on wall, metal duct, and bell	4	No	No	N/A	N/A	No	
657	2690	1	0	H101	Circulation (Hallway)	Hallway outside Nurse's Office	W3	Flaking	1	No	No	N/A	N/A	No	
658	2690	1	0	H103	Circulation (Hallway)	Hallway outside Storage Room 103-Classroom 104	Ceiling	Cracking on ACM pipe insulation, Flaking on and above metal duct	255	No	No	N/A	N/A	No	
659	2690	1	0	H103	Circulation (Hallway)	Hallway outside Storage Room 103-Classroom 104	Floor	Chipping along walls	20	No	No	N/A	N/A	No	
660	2690	1	0	H103	Circulation (Hallway)	Hallway outside Storage Room 103-Classroom 104	W1	Chipping	5	No	No	N/A	N/A	No	
661	2690	1	0	H103	Circulation (Hallway)	Hallway outside Storage Room 103-Classroom 104	W2	Chipping, Staple Holes, Flaking	51	No	No	N/A	N/A	No	
662	2690	1	0	H103	Circulation (Hallway)	Hallway outside Storage Room 103-Classroom 104	W4	Chipping on wall and metal jackets	12	No	No	N/A	N/A	No	
663	2690	2	0	2-101	Kitchen	Kitchen	Ceiling	N/A	N/A	No	No	N/A	Kitchen Equipment	No	Limited inspection due to stored materials
664	2690	2	0	2-101	Kitchen	Kitchen	Floor	N/A	N/A	No	No	N/A	Kitchen Equipment	No	Limited inspection due to stored materials
665	2690	2	0	2-101	Kitchen	Kitchen	W1	Hole, Chipping on door and frame	21	No	No	N/A	Kitchen Equipment	No	Repair to concrete block wall needed
666	2690	2	0	2-101	Kitchen	Kitchen	W2	Chipping on wall, doors, and frames	25	No	No	N/A	Kitchen Equipment	No	
667	2690	2	0	2-101	Kitchen	Kitchen	W3	Chipping	10	No	No	N/A	Kitchen Equipment	No	

Taggart -Scope of Work

Task ID	ULCS#	E l e m e n t	F l o o r	Space # (on Floor Plan)	Space Type	On Site Room Name	Component	Description of Paint and Plaster Damage (i.e. cracking, chipping, gouges, holes, flaking, spalling, efflorescence, significant moisture damage)	Quantity (sf)	On-going Moisture Intrusion (yes or no)	Paint and Plaster Debris on Surfaces and/or Educational Materials (describe location)	Quantity (sf)	Contents Need to be Moved (i.e. posters, contents, furniture)	Plastering Needed (yes or no)	Other Notes or Comments
668	2690	2	0	2-101	Kitchen	Kitchen	W4	Chipping	3	No	No	N/A	Kitchen Equipment	No	
669	2690	2	0	2-103	Restrooms, Staff - Male/Female	Kitchen Restroom 115A	W1	Cracking, Chipping on wall and doorframe	19	No	No	N/A	N/A	No	
670	2690	2	0	2-103	Restrooms, Staff - Male/Female	Kitchen Restroom 115A	W2	Chipping	5	No	No	N/A	N/A	No	
671	2690	2	0	2-103	Restrooms, Staff - Male/Female	Kitchen Restroom 115A	W3	Cracking in corner of walls 3&4, Chipping	15	No	No	N/A	N/A	No	
672	2690	2	0	2-103	Restrooms, Staff - Male/Female	Kitchen Restroom 115A	W4	Chipping	3	No	No	N/A	N/A	No	
673	2690	2	0	2-102	Lockers - Female	Kitchen Staff Locker Room	W1	Chipping on doorframe	2	No	No	N/A	N/A	No	
674	2690	2	0	2-102	Lockers - Female	Kitchen Staff Locker Room	W3	Cracking, Chipping	6	No	No	N/A	N/A	No	Repair to concrete block wall needed
675	2690	2	0	2-102	Lockers - Female	Kitchen Staff Locker Room	W4	Chipping on lockers	5	No	No	N/A	N/A	No	
676	2690	2	0	2-109	Restrooms, Staff - Male	Men's Restroom near Gym	W1	Chipping on door and frame, Flaking	22	No	No	N/A	N/A	No	
677	2690	2	0	2-109	Restrooms, Staff - Male	Men's Restroom near Gym	W2	Flaking	1	No	No	N/A	N/A	No	
678	2690	2	0	2-109	Restrooms, Staff - Male	Men's Restroom near Gym	W3	Flaking	5	No	No	N/A	N/A	No	
679	2690	2	0	2-109	Restrooms, Staff - Male	Men's Restroom near Gym	W4	Flaking	3	No	No	N/A	N/A	No	
680	2690	1	0	107D	Health Service Room	Nurse's Office 108	Ceiling	Cracking on ACM pipe insulation, Flaking on ceiling beams	76	No	No	N/A	Furniture	No	
681	2690	1	0	107D	Health Service Room	Nurse's Office 108	Floor	N/A	N/A	No	No	N/A	Furniture	No	Limited inspection due to stored materials
682	2690	1	0	107D	Health Service Room	Nurse's Office 108	W1	Chipping	2	No	No	N/A	Furniture	No	
683	2690	1	0	107D	Health Service Room	Nurse's Office 108	W2	Cracking, Chipping, Flaking	16	No	No	N/A	Furniture	No	
684	2690	1	0	107D	Health Service Room	Nurse's Office 108	W3	Cracking, Chipping, Hole, Efflorescence	33	Yes	No	N/A	Furniture	Yes	
685	2690	1	0	107D	Health Service Room	Nurse's Office 108	W4	Flaking	15	No	No	N/A	Furniture	No	
686	2690	1	0	107E	Student Restrooms - Male/Female	Nurse's Office 108 Restroom	Ceiling	Cracking on ACM pipe insulation, Flaking	16	No	No	N/A	N/A	No	
687	2690	1	0	107E	Student Restrooms - Male/Female	Nurse's Office 108 Restroom	W1	Chipping on doorframe	2	No	No	N/A	N/A	No	
688	2690	1	0	107E	Student Restrooms - Male/Female	Nurse's Office 108 Restroom	W2	Cracking, Holes, paint has been stabilized	7	No	No	N/A	N/A	No	
689	2690	1	0	107E	Student Restrooms - Male/Female	Nurse's Office 108 Restroom	W3	Holes, paint has been stabilized, Flaking	16	No	No	N/A	N/A	No	
690	2690	1	0	107C	Health Service Room	Nurse's Office 108 Waiting Area	Ceiling	Cracking on ACM pipe insulation, Holes on ceiling beams, Flaking on ceiling beams and metal ducts, some in cage	165	No	No	N/A	Tables, Books	Yes	Limited inspection due to stored materials

Taggart -Scope of Work

Task ID	ULCS#	E l e m e n t	F l o o r	Space # (on Floor Plan)	Space Type	On Site Room Name	Component	Description of Paint and Plaster Damage (i.e. cracking, chipping, gouges, holes, flaking, spalling, efflorescence, significant moisture damage)	Quantity (sf)	On-going Moisture Intrusion (yes or no)	Paint and Plaster Debris on Surfaces and/or Educational Materials (describe location)	Quantity (sf)	Contents Need to be Moved (i.e. posters, contents, furniture)	Plastering Needed (yes or no)	Other Notes or Comments
691	2690	1	0	107C	Health Service Room	Nurse's Office 108 Waiting Area	Floor	N/A	N/A	No	Paint chips in cage area	5	Tables, Books	No	Limited inspection due to stored materials
692	2690	1	0	107C	Health Service Room	Nurse's Office 108 Waiting Area	W1	Cracking, Chipping on wall and cove, Flaking, some in air shaft	37	No	No	N/A	Tables, Books	No	
693	2690	1	0	107C	Health Service Room	Nurse's Office 108 Waiting Area	W2	Chipping, Flaking	35	No	No	N/A	Tables, Books	No	
694	2690	1	0	107C	Health Service Room	Nurse's Office 108 Waiting Area	W3	Cracking, Chipping, Flaking on wall and metal jacket in cage, Efflorescence in cage	39	Yes	No	N/A	Tables, Books	Yes	
695	2690	1	0	107C	Health Service Room	Nurse's Office 108 Waiting Area	W4	Hole in cage, Flaking on wall in cage and on built in wood cabinets	21	No	No	N/A	Tables, Books	Yes	
696	2690	1	0	H103B	Closed Circuit Storage Area	Security Camera Room	Ceiling	Flaking	66	No	No	N/A	Stored Materials	No	
697	2690	1	0	H103B	Closed Circuit Storage Area	Security Camera Room	Floor	N/A	N/A	No	Paint chips on floor and stored materials	66	Stored Materials	No	Limited inspection due to stored materials
698	2690	1	0	H103B	Closed Circuit Storage Area	Security Camera Room	W1	Flaking on metal duct	1	No	No	N/A	Stored Materials	No	
699	2690	1	0	H103B	Closed Circuit Storage Area	Security Camera Room	W2	N/A	N/A	No	No	N/A	Stored Materials	No	Limited inspection due to stored materials
700	2690	1	0	H103B	Closed Circuit Storage Area	Security Camera Room	W3	N/A	N/A	No	No	N/A	Stored Materials	No	Limited inspection due to stored materials
701	2690	1	0	H103B	Closed Circuit Storage Area	Security Camera Room	W4	N/A	N/A	No	No	N/A	Stored Materials	No	Limited inspection due to stored materials
702	2690	1	0	107B	Storage	Security Office Closet	Ceiling	Cracking on ACM pipe insulation	49	No	No	N/A	Stored Materials	No	
703	2690	1	0	107B	Storage	Security Office Closet	Floor	Chipping	96	No	Debris in corner of walls 2&3	3	Stored Materials	No	Limited inspection due to stored materials
704	2690	1	0	107B	Storage	Security Office Closet	W1	Cracking, Holes	4	No	No	N/A	Stored Materials	Yes	Hallway entrance
705	2690	1	0	107B	Storage	Security Office Closet	W2	Chipping on metal pipe, Holes, paint has been stabilized	11	No	No	N/A	Stored Materials	Yes	
706	2690	1	0	107B	Storage	Security Office Closet	W3	Holes, paint has been stabilized	20	No	No	N/A	Stored Materials	Yes	
707	2690	1	0	107B	Storage	Security Office Closet	W4	Flaking	1	No	No	N/A	Stored Materials	No	
708	2690	1	0	S3-100	Stairs	Stairwell across from Building Engineer's Office	Ceiling	Flaking	60	No	No	N/A	N/A	No	
709	2690	1	0	S3-100	Stairs	Stairwell across from Building Engineer's Office	Floor	N/A	N/A	No	Paint chips	5	N/A	No	
710	2690	1	0	S3A-100	Circulation (Hallway)	Stairwell across from Building Engineer's Office Vestibule	Ceiling	Flaking	85	No	No	N/A	N/A	No	
711	2690	1	0	S3A-100	Circulation (Hallway)	Stairwell across from Building Engineer's Office Vestibule	Floor	N/A	N/A	No	Paint chips	5	N/A	No	

Taggart -Scope of Work

[illegible]

Taggart -Scope of Work

Task ID	ULCS#	E l e m e n t	F l o o r	Space # (on Floor Plan)	Space Type	On Site Room Name	Component	Description of Paint and Plaster Damage (i.e. cracking, chipping, gouges, holes, flaking, spalling, efflorescence, significant moisture damage)	Quantity (sf)	On-going Moisture Intrusion (yes or no)	Paint and Plaster Debris on Surfaces and/or Educational Materials (describe location)	Quantity (sf)	Contents Need to be Moved (i.e. posters, contents, furniture)	Plastering Needed (yes or no)	Other Notes or Comments
731	2690	1	0	S2A	Storage	Stairwell adjacent to Nurse's Office Closet	Floor	No Access	No Access	No Access	No Access	No Access	No Access	No Access	
732	2690	1	0	S2A	Storage	Stairwell adjacent to Nurse's Office Closet	W1	No Access	No Access	No Access	No Access	No Access	No Access	No Access	
733	2690	1	0	S2A	Storage	Stairwell adjacent to Nurse's Office Closet	W2	No Access	No Access	No Access	No Access	No Access	No Access	No Access	
734	2690	1	0	S2A	Storage	Stairwell adjacent to Nurse's Office Closet	W3	No Access	No Access	No Access	No Access	No Access	No Access	No Access	
735	2690	1	0	S2A	Storage	Stairwell adjacent to Nurse's Office Closet	W4	No Access	No Access	No Access	No Access	No Access	No Access	No Access	
736	2690	1	0	100A	Storage	Storage Closet adjacent to Girl's Restroom	Ceiling	Flaking	8	No	No	N/A	Boxes	No	Limited inspection due to boxes
737	2690	1	0	100A	Storage	Storage Closet adjacent to Girl's Restroom	Floor	N/A	N/A	No	Paint chips	15	Boxes	No	Limited inspection due to boxes
738	2690	1	0	100A	Storage	Storage Closet adjacent to Girl's Restroom	W1	Flaking	2	No	No	N/A	Boxes	No	Limited inspection due to boxes
739	2690	1	0	100A	Storage	Storage Closet adjacent to Girl's Restroom	W2	N/A	N/A	No	No	N/A	Boxes	No	Limited inspection due to boxes
740	2690	1	0	100A	Storage	Storage Closet adjacent to Girl's Restroom	W3	Cracking, Chipping, Flaking	16	No	No	N/A	Boxes	No	Limited inspection due to boxes
741	2690	1	0	100A	Storage	Storage Closet adjacent to Girl's Restroom	W4	Cracking, Chipping, Flaking	7	No	No	N/A	Boxes	No	Limited inspection due to boxes
742	2690	1	0	103	Storage	Storage Room 103	Ceiling	Cracking on ACM pipe insulation	94	No	No	N/A	N/A	No	
743	2690	1	0	103	Storage	Storage Room 103	W1	Cracking, Flaking	9	No	No	N/A	Shelves	No	
744	2690	1	0	103	Storage	Storage Room 103	W2	Chipping	1	No	No	N/A	N/A	No	
745	2690	1	0	103	Storage	Storage Room 103	W3	Chipping, Flaking on metal jackets	6	No	Debris on outlets	1	Stored Materials	No	
746	2690	1	0	103	Storage	Storage Room 103	W4	Cracking	25	No	No	N/A	Shelves	No	
747	2690	1	0	H103C	Storage	Storage Room 300	Ceiling	Flaking on ceiling and metal duct	104	No	No	N/A	Stored Materials	No	Limited inspection due to stored materials
748	2690	1	0	H103C	Storage	Storage Room 300	Floor	N/A	N/A	No	Paint chips	84	Stored Materials	No	Limited inspection due to stored materials
749	2690	1	0	H103C	Storage	Storage Room 300	W1	Chipping, Gouges in sheetrock, Flaking on metal duct	7	No	No	N/A	Stored Materials	No	
750	2690	1	0	H103C	Storage	Storage Room 300	W2	N/A	N/A	No	No	N/A	Stored Materials	No	Limited inspection due to stored materials
751	2690	1	0	H103C	Storage	Storage Room 300	W3	Flaking	25	No	No	N/A	Stored Materials	No	
752	2690	1	0	H103C	Storage	Storage Room 300	W4	Gouges in sheetrock, Flaking	8	No	No	N/A	Stored Materials	No	

Taggart -Scope of Work

Task ID	ULCS#	E l e m e n t	F l o o r	Space # (on Floor Plan)	Space Type	On Site Room Name	Component	Description of Paint and Plaster Damage (i.e. cracking, chipping, gouges, holes, flaking, spalling, efflorescence, significant moisture damage)	Quantity (sf)	On-going Moisture Intrusion (yes or no)	Paint and Plaster Debris on Surfaces and/or Educational Materials (describe location)	Quantity (sf)	Contents Need to be Moved (i.e. posters, contents, furniture)	Plastering Needed (yes or no)	Other Notes or Comments
753	2690	1	0	H103A	Storage	Storage Room adjacent to Classroom 104	Ceiling	Flaking	72	No	No	N/A	Stored Materials	No	
754	2690	1	0	H103A	Storage	Storage Room adjacent to Classroom 104	Floor	N/A	N/A	No	No	N/A	Stored Materials	No	Limited inspection due to stored materials
755	2690	1	0	H103A	Storage	Storage Room adjacent to Classroom 104	W1	Flaking on metal duct	1	No	No	N/A	Stored Materials	No	
756	2690	1	0	H103A	Storage	Storage Room adjacent to Classroom 104	W2	N/A	N/A	No	No	N/A	Stored Materials	No	Limited inspection due to stored materials
757	2690	1	0	H103A	Storage	Storage Room adjacent to Classroom 104	W3	N/A	N/A	No	No	N/A	Stored Materials	No	Limited inspection due to stored materials
758	2690	1	0	H103A	Storage	Storage Room adjacent to Classroom 104	W4	N/A	N/A	No	No	N/A	Stored Materials	No	Limited inspection due to stored materials
759	2690	2	0	121A	Storage	Storage Room to Left of Stage	Ceiling	Chipping on metal ducts	10	No	No	N/A	Stored Materials	No	
760	2690	2	0	121A	Storage	Storage Room to Left of Stage	Floor	N/A	N/A	No	No	N/A	Stored Materials	No	Limited inspection due to stored materials
761	2690	2	0	121A	Storage	Storage Room to Left of Stage	W1	Chipping on doorframe	5	No	No	N/A	Stored Materials	No	
762	2690	2	0	121A	Storage	Storage Room to Left of Stage	W2	N/A	N/A	No	No	N/A	Stored Materials	No	Limited inspection due to stored materials
763	2690	2	0	121A	Storage	Storage Room to Left of Stage	W3	N/A	N/A	No	No	N/A	Stored Materials	No	Limited inspection due to stored materials
764	2690	2	0	121A	Storage	Storage Room to Left of Stage	W4	N/A	N/A	No	No	N/A	Stored Materials	No	Limited inspection due to stored materials
765	2690	2	0	119A	Storage	Storage Room to Right of Stage	Ceiling	No Access	No Access	No Access	No Access	No Access	No Access	No Access	
766	2690	2	0	119A	Storage	Storage Room to Right of Stage	Floor	No Access	No Access	No Access	No Access	No Access	No Access	No Access	
767	2690	2	0	119A	Storage	Storage Room to Right of Stage	W1	No Access	No Access	No Access	No Access	No Access	No Access	No Access	
768	2690	2	0	119A	Storage	Storage Room to Right of Stage	W2	No Access	No Access	No Access	No Access	No Access	No Access	No Access	
769	2690	2	0	119A	Storage	Storage Room to Right of Stage	W3	No Access	No Access	No Access	No Access	No Access	No Access	No Access	
770	2690	2	0	119A	Storage	Storage Room to Right of Stage	W4	No Access	No Access	No Access	No Access	No Access	No Access	No Access	
771	2690	2	0	2-110	Restrooms, Staff - Female	Women's Restroom near Gym	W1	Chipping on wall and frame	20	No	No	N/A	N/A	No	
772	2690	2	0	2-110	Restrooms, Staff - Female	Women's Restroom near Gym	W2	Chipping	2	No	No	N/A	N/A	No	
773	2690	2	0	2-110	Restrooms, Staff - Female	Women's Restroom near Gym	W3	Chipping	5	No	No	N/A	N/A	No	
774	2690	2	0	2-110	Restrooms, Staff - Female	Women's Restroom near Gym	W4	Chipping	3	No	No	N/A	N/A	No	

Appendix B. EPA Checklist Table

Task ID	ULCS#	Element	Floor	Space # (on Floor Plan)	Space Type	On Site Room Name	Component	Description of Paint and Plaster Damage (i.e. cracking, chipping, gouges, holes, flaking, spalling, efflorescence, significant moisture damage)	Warning signs posted at entrance to work area	Work area contained to prevent spread of dust and debris	All objects in the work area removed or covered (interiors)	HVAC ducts in the work area closed and covered (interiors)	Windows in the work area closed (interiors)	Doors in the work area closed and sealed (interiors)	Doors that must be used in the work area covered to allow passage but prevent spread of dust
1	2690	1	3	411	Student Restrooms - Male (4-12)	3rd Floor Boy's Restroom	Ceiling	Flaking above missing ceiling tile	Yes	Yes	Yes	Yes	Yes	Yes	Yes
2	2690	1	3	411	Student Restrooms - Male (4-12)	3rd Floor Boy's Restroom	Floor	Chipping, Flaking	Yes	Yes	Yes	Yes	Yes	Yes	Yes
3	2690	1	3	411	Student Restrooms - Male (4-12)	3rd Floor Boy's Restroom	W1	Cracking	Yes	Yes	Yes	Yes	Yes	Yes	Yes
4	2690	1	3	411	Student Restrooms - Male (4-12)	3rd Floor Boy's Restroom	W2	Cracking, Chipping on transite, Efflorescence behind toilets	Yes	Yes	Yes	Yes	Yes	Yes	Yes
5	2690	1	3	411	Student Restrooms - Male (4-12)	3rd Floor Boy's Restroom	W3	Cracking	Yes	Yes	Yes	Yes	Yes	Yes	Yes
6	2690	1	3	411	Student Restrooms - Male (4-12)	3rd Floor Boy's Restroom	W4	Flaking on radiator, Efflorescence	Yes	Yes	Yes	Yes	Yes	Yes	Yes
7	2690	1	3	400	Primary	Classroom 400	Floor		Yes	Yes	Yes	Yes	Yes	Yes	Yes
8	2690	1	3	400	Primary	Classroom 400	W1	Cracking, Chipping, Gouge, Holes, paint has been stabilized on 2	Yes	Yes	Yes	Yes	Yes	Yes	Yes
9	2690	1	3	400	Primary	Classroom 400	W2	Cracking, Chipping, Flaking	Yes	Yes	Yes	Yes	Yes	Yes	Yes
10	2690	1	3	400	Primary	Classroom 400	W3	Chipping on wall and radiators, Holes on wall, paint has been stabilized, Holes behind radiator	Yes	Yes	Yes	Yes	Yes	Yes	Yes
11	2690	1	3	400	Primary	Classroom 400	W4	Cracking, Chipping on wall and metal pipe, Gouge, Holes, paint has been stabilized, Flaking on wall and metal pipe	Yes	Yes	Yes	Yes	Yes	Yes	Yes
12	2690	1	3	400A	Storage	Classroom 400 Closet	Ceiling	Hole above window	Yes	Yes	Yes	Yes	Yes	Yes	Yes
13	2690	1	3	400A	Storage	Classroom 400 Closet	Floor		Yes	Yes	Yes	Yes	Yes	Yes	Yes
14	2690	1	3	400A	Storage	Classroom 400 Closet	W1		Yes	Yes	Yes	Yes	Yes	Yes	Yes
15	2690	1	3	400A	Storage	Classroom 400 Closet	W2		Yes	Yes	Yes	Yes	Yes	Yes	Yes
16	2690	1	3	400A	Storage	Classroom 400 Closet	W3	Chipping on radiator, Flaking behind radiator	Yes	Yes	Yes	Yes	Yes	Yes	Yes
17	2690	1	3	400A	Storage	Classroom 400 Closet	W4	Cracking, Chipping	Yes	Yes	Yes	Yes	Yes	Yes	Yes
18	2690	1	3	401	Primary	Classroom 401	W1	Chipping, Hole, Flaking on old speaker	Yes	Yes	Yes	Yes	Yes	Yes	Yes
19	2690	1	3	401	Primary	Classroom 401	W2	Chipping	Yes	Yes	Yes	Yes	Yes	Yes	Yes
20	2690	1	3	401	Primary	Classroom 401	W3	Flaking on wall and behind radiator	Yes	Yes	Yes	Yes	Yes	Yes	Yes
21	2690	1	3	401	Primary	Classroom 401	W4	Hole	Yes	Yes	Yes	Yes	Yes	Yes	Yes

Task ID	ULCS#	E l e m e n t	F l o o r	Space # (on Floor Plan)	Space Type	On Site Room Name	Component	Description of Paint and Plaster Damage (i.e. cracking, chipping, gouges, holes, flaking, spalling, efflorescence, significant moisture damage)	Warning signs posted at entrance to work area	Work area contained to prevent spread of dust and debris	All objects in the work area removed or covered (interiors)	HVAC ducts in the work area closed and covered (interiors)	Windows in the work area closed (interiors)	Doors in the work area closed and sealed (interiors)	Doors that must be used in the work area covered to allow passage but prevent spread of dust
22	2690	1	3	401A	Storage	Classroom 401 Closet	Ceiling	No Access	Yes	Yes	Yes	Yes	Yes	Yes	Yes
23	2690	1	3	401A	Storage	Classroom 401 Closet	Floor	No Access	Yes	Yes	Yes	Yes	Yes	Yes	Yes
24	2690	1	3	401A	Storage	Classroom 401 Closet	W1	No Access	Yes	Yes	Yes	Yes	Yes	Yes	Yes
25	2690	1	3	401A	Storage	Classroom 401 Closet	W2	No Access	Yes	Yes	Yes	Yes	Yes	Yes	Yes
26	2690	1	3	401A	Storage	Classroom 401 Closet	W3	No Access	Yes	Yes	Yes	Yes	Yes	Yes	Yes
27	2690	1	3	401A	Storage	Classroom 401 Closet	W4	No Access	Yes	Yes	Yes	Yes	Yes	Yes	Yes
28	2690	1	3	402	Primary	Classroom 402	W1	Chipping	Yes	Yes	Yes	Yes	Yes	Yes	Yes
29	2690	1	3	402	Primary	Classroom 402	W2	Cracking, Chipping, Hole, Flaking	Yes	Yes	Yes	Yes	Yes	Yes	Yes
30	2690	1	3	402	Primary	Classroom 402	W3	Cracking, Chipping on radiators, Hole, paint has been stabilized, Flaking behind radiators, Efflorescence behind radiator	Yes	Yes	Yes	Yes	Yes	Yes	Yes
31	2690	1	3	402	Primary	Classroom 402	W4	Cracking, Chipping, Flaking	Yes	Yes	Yes	Yes	Yes	Yes	Yes
32	2690	1	3	402A	Storage	Classroom 402 Closet	Ceiling	No Access	Yes	Yes	Yes	Yes	Yes	Yes	Yes
33	2690	1	3	402A	Storage	Classroom 402 Closet	Floor	No Access	Yes	Yes	Yes	Yes	Yes	Yes	Yes
34	2690	1	3	402A	Storage	Classroom 402 Closet	W1	No Access	Yes	Yes	Yes	Yes	Yes	Yes	Yes
35	2690	1	3	402A	Storage	Classroom 402 Closet	W2	No Access	Yes	Yes	Yes	Yes	Yes	Yes	Yes
36	2690	1	3	402A	Storage	Classroom 402 Closet	W3	No Access	Yes	Yes	Yes	Yes	Yes	Yes	Yes
37	2690	1	3	402A	Storage	Classroom 402 Closet	W4	No Access	Yes	Yes	Yes	Yes	Yes	Yes	Yes
38	2690	1	3	403	Primary	Classroom 403	Ceiling	Flaking above 2nd closet entrance	Yes	Yes	Yes	Yes	Yes	Yes	Yes
39	2690	1	3	403	Primary	Classroom 403	W1	Cracking in air shaft, Chipping, Hole, paint has been stabilized	Yes	Yes	Yes	Yes	Yes	Yes	Yes
40	2690	1	3	403	Primary	Classroom 403	W3	Chipping on radiators, Hole, paint has been stabilized, Hole behind radiator, Flaking behind radiator	Yes	Yes	Yes	Yes	Yes	Yes	Yes
41	2690	1	3	403	Primary	Classroom 403	W4	Chipping, Flaking on door	Yes	Yes	Yes	Yes	Yes	Yes	Yes
42	2690	1	3	403A	Storage	Classroom 403 Closet	Ceiling		Yes	Yes	Yes	Yes	Yes	Yes	Yes
43	2690	1	3	403A	Storage	Classroom 403 Closet	Floor		Yes	Yes	Yes	Yes	Yes	Yes	Yes
44	2690	1	3	403A	Storage	Classroom 403 Closet	W1	Hole	Yes	Yes	Yes	Yes	Yes	Yes	Yes
45	2690	1	3	403A	Storage	Classroom 403 Closet	W2		Yes	Yes	Yes	Yes	Yes	Yes	Yes

Task ID	ULCS#	E l e m e n t	F l o o r	Space # (on Floor Plan)	Space Type	On Site Room Name	Component	Description of Paint and Plaster Damage (i.e. cracking, chipping, gouges, holes, flaking, spalling, efflorescence, significant moisture damage)	Warning signs posted at entrance to work area	Work area contained to prevent spread of dust and debris	All objects in the work area removed or covered (interiors)	HVAC ducts in the work area closed and covered (interiors)	Windows in the work area closed (interiors)	Doors in the work area closed and sealed (interiors)	Doors that must be used in the work area covered to allow passage but prevent spread of dust
46	2690	1	3	403A	Storage	Classroom 403 Closet	W3	Cracking	Yes	Yes	Yes	Yes	Yes	Yes	Yes
47	2690	1	3	403A	Storage	Classroom 403 Closet	W4		Yes	Yes	Yes	Yes	Yes	Yes	Yes
48	2690	1	3	404	Primary	Classroom 404	W1	Cracking, some in air shaft, Chipping, Holes							
49	2690	1	3	404	Primary	Classroom 404	W3	Chipping on radiators, Flaking behind radiators							
50	2690	1	3	404A	Storage	Classroom 404 Closet	Ceiling								
51	2690	1	3	404A	Storage	Classroom 404 Closet	Floor								
52	2690	1	3	404A	Storage	Classroom 404 Closet	W1								
53	2690	1	3	404A	Storage	Classroom 404 Closet	W2								
54	2690	1	3	404A	Storage	Classroom 404 Closet	W3	Cracking							
55	2690	1	3	404A	Storage	Classroom 404 Closet	W4	Chipping							
56	2690	1	3	405	Primary	Classroom 405	W1	Cracking, Chipping, Flaking							
57	2690	1	3	405	Primary	Classroom 405	W2	Cracking, Chipping, Holes, paint has been stabilized							
58	2690	1	3	405	Primary	Classroom 405	W3	Hole, paint has been stabilized, Flaking behind radiator							
59	2690	1	3	405A	Storage	Classroom 405 Closet	Ceiling								
60	2690	1	3	405A	Storage	Classroom 405 Closet	Floor								
61	2690	1	3	405A	Storage	Classroom 405 Closet	W1								
62	2690	1	3	405A	Storage	Classroom 405 Closet	W2	Cracking							
63	2690	1	3	405A	Storage	Classroom 405 Closet	W3	Cracking, Hole, paint has been stabilized							
64	2690	1	3	405A	Storage	Classroom 405 Closet	W4	Cracking, Chipping, Flaking							
65	2690	1	3	406	Primary	Classroom 406	W1	Cracking, Chipping, Holes, paint has been stabilized on 1, Flaking in air shaft	Yes	Yes	Yes	Yes	Yes	Yes	Yes
66	2690	1	3	406	Primary	Classroom 406	W2	Cracking, Chipping on wall and metal pipe	Yes	Yes	Yes	Yes	Yes	Yes	Yes
67	2690	1	3	406	Primary	Classroom 406	W3	Cracking behind shelf, Chipping on radiators, Hole, Efflorescence behind radiator	Yes	Yes	Yes	Yes	Yes	Yes	Yes
68	2690	1	3	406	Primary	Classroom 406	W4	Cracking, Chipping, Holes, paint has been stabilized	Yes	Yes	Yes	Yes	Yes	Yes	Yes
69	2690	1	3	406A	Storage	Classroom 406 Closet	Ceiling		Yes	Yes	Yes	Yes	Yes	Yes	Yes
70	2690	1	3	406A	Storage	Classroom 406 Closet	Floor		Yes	Yes	Yes	Yes	Yes	Yes	Yes
71	2690	1	3	406A	Storage	Classroom 406 Closet	W1	Hole, paint has been stabilized	Yes	Yes	Yes	Yes	Yes	Yes	Yes

Task ID	ULCS#	E l e m e n t	F l o o r	Space # (on Floor Plan)	Space Type	On Site Room Name	Component	Description of Paint and Plaster Damage (i.e. cracking, chipping, gouges, holes, flaking, spalling, efflorescence, significant moisture damage)	Warning signs posted at entrance to work area	Work area contained to prevent spread of dust and debris	All objects in the work area removed or covered (interiors)	HVAC ducts in the work area closed and covered (interiors)	Windows in the work area closed (interiors)	Doors in the work area closed and sealed (interiors)	Doors that must be used in the work area covered to allow passage but prevent spread of dust
72	2690	1	3	406A	Storage	Classroom 406 Closet	W2		Yes	Yes	Yes	Yes	Yes	Yes	Yes
73	2690	1	3	406A	Storage	Classroom 406 Closet	W3	Cracking, Hole, paint has been stabilized	Yes	Yes	Yes	Yes	Yes	Yes	Yes
74	2690	1	3	406A	Storage	Classroom 406 Closet	W4	Cracking, Holes, paint has been stabilized, Flaking	Yes	Yes	Yes	Yes	Yes	Yes	Yes
75	2690	1	3	407	Primary	Classroom 407	Ceiling	Flaking by entrance	Yes	Yes	Yes	Yes	Yes	Yes	Yes
76	2690	1	3	407	Primary	Classroom 407	W1	Chipping	Yes	Yes	Yes	Yes	Yes	Yes	Yes
77	2690	1	3	407	Primary	Classroom 407	W2	Chipping, Efflorescence	Yes	Yes	Yes	Yes	Yes	Yes	Yes
78	2690	1	3	407	Primary	Classroom 407	W3	Cracking, Chipping on radiators, Flaking behind radiators, Efflorescence	Yes	Yes	Yes	Yes	Yes	Yes	Yes
79	2690	1	3	407	Primary	Classroom 407	W4	Cracking, Chipping, Flaking	Yes	Yes	Yes	Yes	Yes	Yes	Yes
80	2690	1	3	407A	Storage	Classroom 407 Closet	Floor		Yes	Yes	Yes	Yes	Yes	Yes	Yes
81	2690	1	3	407A	Storage	Classroom 407 Closet	W2	Cracking, Holes, Flaking, Coat hooks pulling off wall	Yes	Yes	Yes	Yes	Yes	Yes	Yes
82	2690	1	3	407A	Storage	Classroom 407 Closet	W3	Cracking, Chipping on radiator, Efflorescence	Yes	Yes	Yes	Yes	Yes	Yes	Yes
83	2690	1	3	407A	Storage	Classroom 407 Closet	W4	Cracking, Flaking	Yes	Yes	Yes	Yes	Yes	Yes	Yes
84	2690	1	3	408	Primary	Classroom 408	W1	Chipping, Holes, paint has been stabilized	Yes	Yes	Yes	Yes	Yes	Yes	Yes
85	2690	1	3	408	Primary	Classroom 408	W2	Chipping, Gouges, Hole, paint has been stabilized	Yes	Yes	Yes	Yes	Yes	Yes	Yes
86	2690	1	3	408	Primary	Classroom 408	W3	Chipping on wall and radiators, Holes, paint has been stabilized, Flaking behind radiators	Yes	Yes	Yes	Yes	Yes	Yes	Yes
87	2690	1	3	408	Primary	Classroom 408	W4	Chipping, Holes, paint has been stabilized	Yes	Yes	Yes	Yes	Yes	Yes	Yes
88	2690	1	3	408A	Storage	Classroom 408 Closet	Ceiling		Yes	Yes	Yes	Yes	Yes	Yes	Yes
89	2690	1	3	408A	Storage	Classroom 408 Closet	Floor		Yes	Yes	Yes	Yes	Yes	Yes	Yes
90	2690	1	3	408A	Storage	Classroom 408 Closet	W1	Cracking, Flaking	Yes	Yes	Yes	Yes	Yes	Yes	Yes
91	2690	1	3	408A	Storage	Classroom 408 Closet	W2	Cracking, Flaking	Yes	Yes	Yes	Yes	Yes	Yes	Yes
92	2690	1	3	408A	Storage	Classroom 408 Closet	W3	Chipping, Flaking	Yes	Yes	Yes	Yes	Yes	Yes	Yes
93	2690	1	3	408A	Storage	Classroom 408 Closet	W4	Flaking	Yes	Yes	Yes	Yes	Yes	Yes	Yes
94	2690	1	3	409	Primary	Classroom 409	Ceiling	Flaking outside Closet	Yes	Yes	Yes	Yes	Yes	Yes	Yes
95	2690	1	3	409	Primary	Classroom 409	W1	Chipping, Holes, paint has been stabilized	Yes	Yes	Yes	Yes	Yes	Yes	Yes
96	2690	1	3	409	Primary	Classroom 409	W2	Chipping, Hole, paint has been stabilized	Yes	Yes	Yes	Yes	Yes	Yes	Yes

Task ID	ULCS#	E l e m e n t	F l o o r	Space # (on Floor Plan)	Space Type	On Site Room Name	Component	Description of Paint and Plaster Damage (i.e. cracking, chipping, gouges, holes, flaking, spalling, efflorescence, significant moisture damage)	Warning signs posted at entrance to work area	Work area contained to prevent spread of dust and debris	All objects in the work area removed or covered (interiors)	HVAC ducts in the work area closed and covered (interiors)	Windows in the work area closed (interiors)	Doors in the work area closed and sealed (interiors)	Doors that must be used in the work area covered to allow passage but prevent spread of dust
97	2690	1	3	409	Primary	Classroom 409	W3	Chipping on radiators, Holes, paint has been stabilized, Holes behind radiator	Yes	Yes	Yes	Yes	Yes	Yes	Yes
98	2690	1	3	409	Primary	Classroom 409	W4	Cracking, Chipping, Flaking	Yes	Yes	Yes	Yes	Yes	Yes	Yes
99	2690	1	3	409A	Storage	Classroom 409 Closet	W1	Hole	Yes	Yes	Yes	Yes	Yes	Yes	Yes
100	2690	1	3	409A	Storage	Classroom 409 Closet	W2	Cracking, Flaking	Yes	Yes	Yes	Yes	Yes	Yes	Yes
101	2690	1	3	409A	Storage	Classroom 409 Closet	W3	Flaking behind radiator	Yes	Yes	Yes	Yes	Yes	Yes	Yes
102	2690	1	3	409A	Storage	Classroom 409 Closet	W4	Gouge, Flaking, Coat hooks pulling off wall	Yes	Yes	Yes	Yes	Yes	Yes	Yes
103	2690	1	3	410	Primary	Classroom 410	Floor		Yes	Yes	Yes	Yes	Yes	Yes	Yes
104	2690	1	3	410	Primary	Classroom 410	W1	Cracking, Chipping, Holes, paint has been stabilized on 1	Yes	Yes	Yes	Yes	Yes	Yes	Yes
105	2690	1	3	410	Primary	Classroom 410	W2	Chipping	Yes	Yes	Yes	Yes	Yes	Yes	Yes
106	2690	1	3	410	Primary	Classroom 410	W3	Chipping on wall and radiators, flaking on wall and metal pipe, Efflorescence	Yes	Yes	Yes	Yes	Yes	Yes	Yes
107	2690	1	3	410	Primary	Classroom 410	W4	Chipping, Flaking	Yes	Yes	Yes	Yes	Yes	Yes	Yes
108	2690	1	3	410A	Storage	Classroom 410 Closet	W1	Holes, paint has been stabilized on 2, Flaking	Yes	Yes	Yes	Yes	Yes	Yes	Yes
109	2690	1	3	410A	Storage	Classroom 410 Closet	W2	Holes, paint has been stabilized	Yes	Yes	Yes	Yes	Yes	Yes	Yes
110	2690	1	3	410A	Storage	Classroom 410 Closet	W3	Chipping on wall and metal pipe, Gouge, Flaking	Yes	Yes	Yes	Yes	Yes	Yes	Yes
111	2690	1	3	410A	Storage	Classroom 410 Closet	W4	Chipping on radiator, Flaking behind radiator	Yes	Yes	Yes	Yes	Yes	Yes	Yes
112	2690	1	3	S5-400	Stairs, Fire Tower	Fire Tower across from Classroom 400	Ceiling	Cracking	Yes	Yes	Yes	Yes	Yes	Yes	Yes
113	2690	1	3	S5-400	Stairs, Fire Tower	Fire Tower across from Classroom 400	Floor		Yes	Yes	Yes	Yes	Yes	Yes	Yes
114	2690	1	3	S5-400	Stairs, Fire Tower	Fire Tower across from Classroom 400	W1	Cracking, Efflorescence	Yes	Yes	Yes	Yes	Yes	Yes	Yes
115	2690	1	3	S5-400	Stairs, Fire Tower	Fire Tower across from Classroom 400	W2	Cracking, Efflorescence	Yes	Yes	Yes	Yes	Yes	Yes	Yes
116	2690	1	3	S5-400	Stairs, Fire Tower	Fire Tower across from Classroom 400	W3	Chipping on doors and doorframe	Yes	Yes	Yes	Yes	Yes	Yes	Yes
117	2690	1	3	S5-400	Stairs, Fire Tower	Fire Tower across from Classroom 400	W4	Cracking	Yes	Yes	Yes	Yes	Yes	Yes	Yes
118	2690	1	3	S3-400	Stairs, Fire Tower	Fire Tower across from Classrooms 404-405	Ceiling	No Access							
119	2690	1	3	S3-400	Stairs, Fire Tower	Fire Tower across from Classrooms 404-405	Floor	No Access							

Task ID	ULCS#	E l e m e n t	F l o o r	Space # (on Floor Plan)	Space Type	On Site Room Name	Component	Description of Paint and Plaster Damage (i.e. cracking, chipping, gouges, holes, flaking, spalling, efflorescence, significant moisture damage)	Warning signs posted at entrance to work area	Work area contained to prevent spread of dust and debris	All objects in the work area removed or covered (interiors)	HVAC ducts in the work area closed and covered (interiors)	Windows in the work area closed (interiors)	Doors in the work area closed and sealed (interiors)	Doors that must be used in the work area covered to allow passage but prevent spread of dust
120	2690	1	3	S3-400	Stairs, Fire Tower	Fire Tower across from Classrooms 404-405	W1	No Access							
121	2690	1	3	S3-400	Stairs, Fire Tower	Fire Tower across from Classrooms 404-405	W2	No Access							
122	2690	1	3	S3-400	Stairs, Fire Tower	Fire Tower across from Classrooms 404-405	W3	No Access							
123	2690	1	3	S3-400	Stairs, Fire Tower	Fire Tower across from Classrooms 404-405	W4	No Access							
124	2690	1	3	H402	Circulation (Hallway)	Hallway outside Classrooms 400-401	W1	Chipping on radiators, Holes, paint has been stabilized, Efflorescence	Yes	Yes	Yes	Yes	Yes	Yes	Yes
125	2690	1	3	H402	Circulation (Hallway)	Hallway outside Classrooms 400-401	W2	Chipping on doors and doorframe	Yes	Yes	Yes	Yes	Yes	Yes	Yes
126	2690	1	3	H402	Circulation (Hallway)	Hallway outside Classrooms 400-401	W3	Chipping on metal jackets, Holes, paint has been stabilized	Yes	Yes	Yes	Yes	Yes	Yes	Yes
127	2690	1	3	H400	Circulation (Hallway)	Hallway outside Classrooms 403-406	W2	Cracking, Chipping on wall, metal pipe, and radiators, Holes, paint has been stabilized on 8, Flaking	Yes	Yes	Yes	Yes	Yes	Yes	Yes
128	2690	1	3	H400	Circulation (Hallway)	Hallway outside Classrooms 403-406	W3	Chipping, Hole, paint has been stabilized	Yes	Yes	Yes	Yes	Yes	Yes	Yes
129	2690	1	3	H400	Circulation (Hallway)	Hallway outside Classrooms 403-406	W4	Chipping on metal jackets, Holes, paint has been stabilized, Efflorescence	Yes	Yes	Yes	Yes	Yes	Yes	Yes
130	2690	1	3	H401	Circulation (Hallway)	Hallway outside Classrooms 408-409	W1	Chipping, Holes, paint has been stabilized, Flaking	Yes	Yes	Yes	Yes	Yes	Yes	Yes
131	2690	1	3	H401	Circulation (Hallway)	Hallway outside Classrooms 408-409	W3	Cracking, Chipping, Flaking	Yes	Yes	Yes	Yes	Yes	Yes	Yes
132	2690	1	3	H401	Circulation (Hallway)	Hallway outside Classrooms 408-409	W4	Cracking, Chipping	Yes	Yes	Yes	Yes	Yes	Yes	Yes
133	2690	1	3	S4-400	Stairs	Stairwell adjacent to Classroom 402	Ceiling	Flaking	Yes	Yes	Yes	Yes	Yes	Yes	Yes
134	2690	1	3	S4-400	Stairs	Stairwell adjacent to Classroom 402	Floor	Chipping on stairs, cove, and railings	Yes	Yes	Yes	Yes	Yes	Yes	Yes
135	2690	1	3	S4-400	Stairs	Stairwell adjacent to Classroom 402	W1	Chipping on wall, doors, and doorframe, Hole, Flaking, Spalling	Yes	Yes	Yes	Yes	Yes	Yes	Yes
136	2690	1	3	S4-400	Stairs	Stairwell adjacent to Classroom 402	W2	Cracking, Flaking on wall and side of stairs, Spalling	Yes	Yes	Yes	Yes	Yes	Yes	Yes
137	2690	1	3	S4-400	Stairs	Stairwell adjacent to Classroom 402	W3	Cracking	Yes	Yes	Yes	Yes	Yes	Yes	Yes
138	2690	1	3	S4-400	Stairs	Stairwell adjacent to Classroom 402	W4	Cracking, Chipping, Flaking	Yes	Yes	Yes	Yes	Yes	Yes	Yes

Task ID	ULCS#	E l e m e n t	F l o o r	Space # (on Floor Plan)	Space Type	On Site Room Name	Component	Description of Paint and Plaster Damage (i.e. cracking, chipping, gouges, holes, flaking, spalling, efflorescence, significant moisture damage)	Warning signs posted at entrance to work area	Work area contained to prevent spread of dust and debris	All objects in the work area removed or covered (interiors)	HVAC ducts in the work area closed and covered (interiors)	Windows in the work area closed (interiors)	Doors in the work area closed and sealed (interiors)	Doors that must be used in the work area covered to allow passage but prevent spread of dust
139	2690	1	3	S2-400	Stairs	Stairwell adjacent to Classroom 407	Floor	Chipping on stairs, cove, and railings	Yes	Yes	Yes	Yes	Yes	Yes	Yes
140	2690	1	3	S2-400	Stairs	Stairwell adjacent to Classroom 407	W1	Cracking	Yes	Yes	Yes	Yes	Yes	Yes	Yes
141	2690	1	3	S2-400	Stairs	Stairwell adjacent to Classroom 407	W2	Cracking, Chipping, Flaking	Yes	Yes	Yes	Yes	Yes	Yes	Yes
142	2690	1	3	S2-400	Stairs	Stairwell adjacent to Classroom 407	W3	Chipping on wall, doors, and doorframe. Holes, paint has been stabilized	Yes	Yes	Yes	Yes	Yes	Yes	Yes
143	2690	1	3	S2-400	Stairs	Stairwell adjacent to Classroom 407	W4	Chipping, Flaking	Yes	Yes	Yes	Yes	Yes	Yes	Yes
144	2690	1	3	S1-400	Stairs	Stairwell adjacent to Classroom 409	Floor	Chipping on stairs, cove, and railings	Yes	Yes	Yes	Yes	Yes	Yes	Yes
145	2690	1	3	S1-400	Stairs	Stairwell adjacent to Classroom 409	W1	Cracking, Holes, Flaking	Yes	Yes	Yes	Yes	Yes	Yes	Yes
146	2690	1	3	S1-400	Stairs	Stairwell adjacent to Classroom 409	W2	Cracking, Chipping on wall, door and doorframe	Yes	Yes	Yes	Yes	Yes	Yes	Yes
147	2690	1	3	S1-400	Stairs	Stairwell adjacent to Classroom 409	W3	Cracking, Flaking	Yes	Yes	Yes	Yes	Yes	Yes	Yes
148	2690	1	3	S1-400	Stairs	Stairwell adjacent to Classroom 409	W4	Cracking, Chipping on radiator, Hole	Yes	Yes	Yes	Yes	Yes	Yes	Yes
149	2690	1	3	S2-500	Stairs	Stairwell to Attic	Ceiling	Efflorescence	Yes	Yes	Yes	Yes	Yes	Yes	Yes
150	2690	1	3	S2-500	Stairs	Stairwell to Attic	Floor	Chipping on railings	Yes	Yes	Yes	Yes	Yes	Yes	Yes
151	2690	1	3	S2-500	Stairs	Stairwell to Attic	W1	Flaking, Efflorescence	Yes	Yes	Yes	Yes	Yes	Yes	Yes
152	2690	1	3	S2-500	Stairs	Stairwell to Attic	W2	Cracking, Flaking	Yes	Yes	Yes	Yes	Yes	Yes	Yes
153	2690	1	3	S2-500	Stairs	Stairwell to Attic	W3	Cracking	Yes	Yes	Yes	Yes	Yes	Yes	Yes
154	2690	1	3	500	Storage	Storage Room 500	Ceiling	Holes, paint has been stabilized, Flaking	Yes	Yes	Yes	Yes	Yes	Yes	Yes
155	2690	1	3	500	Storage	Storage Room 500	Floor		Yes	Yes	Yes	Yes	Yes	Yes	Yes
156	2690	1	3	500	Storage	Storage Room 500	W1	Chipping, Flaking	Yes	Yes	Yes	Yes	Yes	Yes	Yes
157	2690	1	3	500	Storage	Storage Room 500	W2	Chipping on radiator, Gouge, Holes, paint has been stabilized	Yes	Yes	Yes	Yes	Yes	Yes	Yes
158	2690	1	3	500	Storage	Storage Room 500	W4	Cracking, Chipping, Hole, paint has been stabilized, Flaking	Yes	Yes	Yes	Yes	Yes	Yes	Yes
159	2690	1	2	313	Student Restrooms - Female (4-12)	2nd Floor Girl's Restroom	Ceiling	Cracking	Yes	Yes	Yes	Yes	Yes	Yes	Yes
160	2690	1	2	313	Student Restrooms - Female (4-12)	2nd Floor Girl's Restroom	Floor	Chipping on transite stalls	Yes	Yes	Yes	Yes	Yes	Yes	Yes
161	2690	1	2	313	Student Restrooms - Female (4-12)	2nd Floor Girl's Restroom	W1	Cracking, Spalling	Yes	Yes	Yes	Yes	Yes	Yes	Yes
162	2690	1	2	313	Student Restrooms - Female (4-12)	2nd Floor Girl's Restroom	W2	Cracking	Yes	Yes	Yes	Yes	Yes	Yes	Yes

Task ID	ULCS#	E l e m e n t	F l o o r	Space # (on Floor Plan)	Space Type	On Site Room Name	Component	Description of Paint and Plaster Damage (i.e. cracking, chipping, gouges, holes, flaking, spalling, efflorescence, significant moisture damage)	Warning signs posted at entrance to work area	Work area contained to prevent spread of dust and debris	All objects in the work area removed or covered (interiors)	HVAC ducts in the work area closed and covered (interiors)	Windows in the work area closed (interiors)	Doors in the work area closed and sealed (interiors)	Doors that must be used in the work area covered to allow passage but prevent spread of dust
163	2690	1	2	313	Student Restrooms - Female (4-12)	2nd Floor Girl's Restroom	W3	Cracking, Chipping on radiator, Flaking	Yes	Yes	Yes	Yes	Yes	Yes	Yes
164	2690	1	2	315A	Restrooms, Staff - Male	2nd Floor Men's Restroom	Ceiling	Cracking	Yes	Yes	Yes	Yes	Yes	Yes	Yes
165	2690	1	2	315A	Restrooms, Staff - Male	2nd Floor Men's Restroom	W1	Chipping on doorframe	Yes	Yes	Yes	Yes	Yes	Yes	Yes
166	2690	1	2	315A	Restrooms, Staff - Male	2nd Floor Men's Restroom	W2	Chipping on transite, Holes, paint has been stabilized	Yes	Yes	Yes	Yes	Yes	Yes	Yes
167	2690	1	2	315A	Restrooms, Staff - Male	2nd Floor Men's Restroom	W3	Cracking, Chipping on radiator, Holes, paint has been stabilized	Yes	Yes	Yes	Yes	Yes	Yes	Yes
168	2690	1	2	315A	Restrooms, Staff - Male	2nd Floor Men's Restroom	W4	Cracking, Holes, paint has been stabilized	Yes	Yes	Yes	Yes	Yes	Yes	Yes
169	2690	1	2	311	Restrooms, Staff - Female	2nd Floor Women's Restroom	Ceiling	Chipping on transite, Flaking on metal pipe	Yes	Yes	Yes	Yes	Yes	Yes	Yes
170	2690	1	2	311	Restrooms, Staff - Female	2nd Floor Women's Restroom	W1	Holes, paint has been stabilized	Yes	Yes	Yes	Yes	Yes	Yes	Yes
171	2690	1	2	311	Restrooms, Staff - Female	2nd Floor Women's Restroom	W2	Holes, paint has been stabilized	Yes	Yes	Yes	Yes	Yes	Yes	Yes
172	2690	1	2	311	Restrooms, Staff - Female	2nd Floor Women's Restroom	W3	Holes, paint has been stabilized, Flaking on metal pipe	Yes	Yes	Yes	Yes	Yes	Yes	Yes
173	2690	1	2	311	Restrooms, Staff - Female	2nd Floor Women's Restroom	W4	Chipping on radiator, Holes, paint has been stabilized, Flaking on radiator heat shield	Yes	Yes	Yes	Yes	Yes	Yes	Yes
174	2690	1	2	300	Primary	Classroom 300	W1	Cracking, Chipping	N/A	N/A	N/A	N/A	N/A	N/A	N/A
175	2690	1	2	300	Primary	Classroom 300	W2	Cracking, Chipping, Holes, Flaking	N/A	N/A	N/A	N/A	N/A	N/A	N/A
176	2690	1	2	300	Primary	Classroom 300	W3	Cracking, Chipping on wall and radiator	N/A	N/A	N/A	N/A	N/A	N/A	N/A
177	2690	1	2	300	Primary	Classroom 300	W4	Cracking, Chipping, Flaking	N/A	N/A	N/A	N/A	N/A	N/A	N/A
178	2690	1	2	300A	Storage	Classroom 300 Closet	W2	Cracking, Chipping on cove	N/A	N/A	N/A	N/A	N/A	N/A	N/A
179	2690	1	2	300A	Storage	Classroom 300 Closet	W3	Chipping on radiator, Flaking	N/A	N/A	N/A	N/A	N/A	N/A	N/A
180	2690	1	2	300A	Storage	Classroom 300 Closet	W4	Cracking, Chipping on wall and cove, Holes, paint has been stabilized	N/A	N/A	N/A	N/A	N/A	N/A	N/A
181	2690	1	2	301	Primary	Classroom 301	W1	Chipping, Holes, paint has been stabilized	N/A	N/A	N/A	N/A	N/A	N/A	N/A

Task ID	ULCS#	E l e m e n t	F l o o r	Space # (on Floor Plan)	Space Type	On Site Room Name	Component	Description of Paint and Plaster Damage (i.e. cracking, chipping, gouges, holes, flaking, spalling, efflorescence, significant moisture damage)	Warning signs posted at entrance to work area	Work area contained to prevent spread of dust and debris	All objects in the work area removed or covered (interiors)	HVAC ducts in the work area closed and covered (interiors)	Windows in the work area closed (interiors)	Doors in the work area closed and sealed (interiors)	Doors that must be used in the work area covered to allow passage but prevent spread of dust
182	2690	1	2	301	Primary	Classroom 301	W2	Chipping	N/A	N/A	N/A	N/A	N/A	N/A	N/A
183	2690	1	2	301	Primary	Classroom 301	W3	Chipping on radiators, Holes, paint has been stabilized, Efflorescence, Significant Moisture Damage behind radiator	N/A	N/A	N/A	N/A	N/A	N/A	N/A
184	2690	1	2	301	Primary	Classroom 301	W4	Chipping	N/A	N/A	N/A	N/A	N/A	N/A	N/A
185	2690	1	2	301A	Storage	Classroom 301 Closet	W1	Cracking, Flaking	N/A	N/A	N/A	N/A	N/A	N/A	N/A
186	2690	1	2	301A	Storage	Classroom 301 Closet	W2	Cracking, Flaking on metal pipe	N/A	N/A	N/A	N/A	N/A	N/A	N/A
187	2690	1	2	301A	Storage	Classroom 301 Closet	W3	Hole	N/A	N/A	N/A	N/A	N/A	N/A	N/A
188	2690	1	2	301A	Storage	Classroom 301 Closet	W4	Cracking, Chipping, Flaking	N/A	N/A	N/A	N/A	N/A	N/A	N/A
189	2690	1	2	302	Primary	Classroom 302	W1	Cracking, Chipping	Yes	Yes	Yes	Yes	Yes	Yes	Yes
190	2690	1	2	302	Primary	Classroom 302	W2	Cracking, Chipping on wall and door	Yes	Yes	Yes	Yes	Yes	Yes	Yes
191	2690	1	2	302	Primary	Classroom 302	W3	Cracking, Chipping on radiators and plastic jacket, Flaking behind radiators	Yes	Yes	Yes	Yes	Yes	Yes	Yes
192	2690	1	2	302	Primary	Classroom 302	W4	Cracking, Chipping	Yes	Yes	Yes	Yes	Yes	Yes	Yes
193	2690	1	2	302A	Storage	Classroom 302 Closet	Ceiling		Yes	Yes	Yes	Yes	Yes	Yes	Yes
194	2690	1	2	302A	Storage	Classroom 302 Closet	Floor		Yes	Yes	Yes	Yes	Yes	Yes	Yes
195	2690	1	2	302A	Storage	Classroom 302 Closet	W1		Yes	Yes	Yes	Yes	Yes	Yes	Yes
196	2690	1	2	302A	Storage	Classroom 302 Closet	W2	Cracking, Flaking	Yes	Yes	Yes	Yes	Yes	Yes	Yes
197	2690	1	2	302A	Storage	Classroom 302 Closet	W3	Chipping on radiator, Flaking behind radiator	Yes	Yes	Yes	Yes	Yes	Yes	Yes
198	2690	1	2	302A	Storage	Classroom 302 Closet	W4	Holes, paint has been stabilized	Yes	Yes	Yes	Yes	Yes	Yes	Yes
199	2690	1	2	303	Primary	Classroom 303	W1	Chipping, Holes, Wood trim pulling off wall	N/A	N/A	N/A	N/A	N/A	N/A	N/A
200	2690	1	2	303	Primary	Classroom 303	W3	Chipping on wall and radiators, Flaking behind radiators	N/A	N/A	N/A	N/A	N/A	N/A	N/A
201	2690	1	2	303	Primary	Classroom 303	W4	Cracking, Chipping	N/A	N/A	N/A	N/A	N/A	N/A	N/A

Task ID	ULCS#	Element	Floor	Space # (on Floor Plan)	Space Type	On Site Room Name	Component	Description of Paint and Plaster Damage (i.e. cracking, chipping, gouges, holes, flaking, spalling, efflorescence, significant moisture damage)	Warning signs posted at entrance to work area	Work area contained to prevent spread of dust and debris	All objects in the work area removed or covered (interiors)	HVAC ducts in the work area closed and covered (interiors)	Windows in the work area closed (interiors)	Doors in the work area closed and sealed (interiors)	Doors that must be used in the work area covered to allow passage but prevent spread of dust
202	2690	1	2	303A	Storage	Classroom 303 Closet	Ceiling	Cracking above missing ceiling tile	N/A	N/A	N/A	N/A	N/A	N/A	N/A
203	2690	1	2	303A	Storage	Classroom 303 Closet	W2	Chipping, Coat hooks pulling off wall	N/A	N/A	N/A	N/A	N/A	N/A	N/A
204	2690	1	2	303A	Storage	Classroom 303 Closet	W3	Cracking, some above missing ceiling tile, Hole, paint has been stabilized	N/A	N/A	N/A	N/A	N/A	N/A	N/A
205	2690	1	2	303A	Storage	Classroom 303 Closet	W4	Cracking, Coat hooks pulling off wall	N/A	N/A	N/A	N/A	N/A	N/A	N/A
206	2690	1	2	304	Primary	Classroom 304	Floor		N/A	N/A	N/A	N/A	N/A	N/A	N/A
207	2690	1	2	304	Primary	Classroom 304	W1	Cracking in air shaft, Chipping, Holes	N/A	N/A	N/A	N/A	N/A	N/A	N/A
208	2690	1	2	304	Primary	Classroom 304	W2	Holes, Efflorescence behind desk	N/A	N/A	N/A	N/A	N/A	N/A	N/A
209	2690	1	2	304	Primary	Classroom 304	W3	Chipping on plastic jacket, Gouges, Holes	N/A	N/A	N/A	N/A	N/A	N/A	N/A
210	2690	1	2	304	Primary	Classroom 304	W4	Chipping, Holes	N/A	N/A	N/A	N/A	N/A	N/A	N/A
211	2690	1	2	304A	Storage	Classroom 304 Closet	W1	Cracking, Hole	N/A	N/A	N/A	N/A	N/A	N/A	N/A
212	2690	1	2	304A	Storage	Classroom 304 Closet	W2	Cracking, Chipping	N/A	N/A	N/A	N/A	N/A	N/A	N/A
213	2690	1	2	304A	Storage	Classroom 304 Closet	W3	Flaking	N/A	N/A	N/A	N/A	N/A	N/A	N/A
214	2690	1	2	304A	Storage	Classroom 304 Closet	W4	Cracking, Holes, paint has been stabilized on 2, Flaking	N/A	N/A	N/A	N/A	N/A	N/A	N/A
215	2690	1	2	307	Primary	Classroom 307	Ceiling	Flaking above entrance and 2nd closet entrance	N/A	N/A	N/A	N/A	N/A	N/A	N/A
216	2690	1	2	307	Primary	Classroom 307	Floor		N/A	N/A	N/A	N/A	N/A	N/A	N/A
217	2690	1	2	307	Primary	Classroom 307	W1	Cracking, Chipping, Holes, Significant Moisture Damage above entrance	N/A	N/A	N/A	N/A	N/A	N/A	N/A
218	2690	1	2	307	Primary	Classroom 307	W2	Cracking, Chipping, Flaking	N/A	N/A	N/A	N/A	N/A	N/A	N/A
219	2690	1	2	307	Primary	Classroom 307	W3	Chipping on radiators, Flaking on wall and behind radiator	N/A	N/A	N/A	N/A	N/A	N/A	N/A
220	2690	1	2	307	Primary	Classroom 307	W4	Chipping, Flaking	N/A	N/A	N/A	N/A	N/A	N/A	N/A

Task ID	ULCS#	E l e m e n t	F l o o r	Space # (on Floor Plan)	Space Type	On Site Room Name	Component	Description of Paint and Plaster Damage (i.e. cracking, chipping, gouges, holes, flaking, spalling, efflorescence, significant moisture damage)	Warning signs posted at entrance to work area	Work area contained to prevent spread of dust and debris	All objects in the work area removed or covered (interiors)	HVAC ducts in the work area closed and covered (interiors)	Windows in the work area closed (interiors)	Doors in the work area closed and sealed (interiors)	Doors that must be used in the work area covered to allow passage but prevent spread of dust
221	2690	1	2	307A	Storage	Classroom 307 Closet	Ceiling	Flaking above missing ceiling tile	N/A	N/A	N/A	N/A	N/A	N/A	N/A
222	2690	1	2	307A	Storage	Classroom 307 Closet	W1	Flaking	N/A	N/A	N/A	N/A	N/A	N/A	N/A
223	2690	1	2	307A	Storage	Classroom 307 Closet	W2	Flaking on wall and metal pipe	N/A	N/A	N/A	N/A	N/A	N/A	N/A
224	2690	1	2	307A	Storage	Classroom 307 Closet	W3	Flaking, some above missing ceiling tile	N/A	N/A	N/A	N/A	N/A	N/A	N/A
225	2690	1	2	307A	Storage	Classroom 307 Closet	W4	Flaking	N/A	N/A	N/A	N/A	N/A	N/A	N/A
226	2690	1	2	308	Primary	Classroom 308	Ceiling	Cracking above entrance	N/A	N/A	N/A	N/A	N/A	N/A	N/A
227	2690	1	2	308	Primary	Classroom 308	W1	Chipping, Hole, Flaking	N/A	N/A	N/A	N/A	N/A	N/A	N/A
228	2690	1	2	308	Primary	Classroom 308	W2		N/A	N/A	N/A	N/A	N/A	N/A	N/A
229	2690	1	2	308	Primary	Classroom 308	W3	Chipping on wall and radiators	N/A	N/A	N/A	N/A	N/A	N/A	N/A
230	2690	1	2	308	Primary	Classroom 308	W4		N/A	N/A	N/A	N/A	N/A	N/A	N/A
231	2690	1	2	308A	Storage	Classroom 308 Closet	Ceiling	Cracking	N/A	N/A	N/A	N/A	N/A	N/A	N/A
232	2690	1	2	308A	Storage	Classroom 308 Closet	W1	Cracking, Chipping, Flaking, Coat hooks pulling off wall	N/A	N/A	N/A	N/A	N/A	N/A	N/A
233	2690	1	2	308A	Storage	Classroom 308 Closet	W2	Efflorescence	N/A	N/A	N/A	N/A	N/A	N/A	N/A
234	2690	1	2	308A	Storage	Classroom 308 Closet	W3	Cracking, Chipping	N/A	N/A	N/A	N/A	N/A	N/A	N/A
235	2690	1	2	308A	Storage	Classroom 308 Closet	W4	Cracking	N/A	N/A	N/A	N/A	N/A	N/A	N/A
236	2690	1	2	309	Art - Elementary	Classroom 309	W1	Chipping on wall, door and doorframe, Hole	Yes	Yes	Yes	Yes	Yes	Yes	Yes
237	2690	1	2	309	Art - Elementary	Classroom 309	W2	Cracking, Efflorescence	Yes	Yes	Yes	Yes	Yes	Yes	Yes
238	2690	1	2	309	Art - Elementary	Classroom 309	W3	Cracking, Holes	Yes	Yes	Yes	Yes	Yes	Yes	Yes
239	2690	1	2	309	Art - Elementary	Classroom 309	W4	Hole	Yes	Yes	Yes	Yes	Yes	Yes	Yes
240	2690	1	2	309A	Storage	Classroom 309 Closet	Ceiling	No Access	Yes	Yes	Yes	Yes	Yes	Yes	Yes

Task ID	ULCS#	E l e m e n t	F l o o r	Space # (on Floor Plan)	Space Type	On Site Room Name	Component	Description of Paint and Plaster Damage (i.e. cracking, chipping, gouges, holes, flaking, spalling, efflorescence, significant moisture damage)	Warning signs posted at entrance to work area	Work area contained to prevent spread of dust and debris	All objects in the work area removed or covered (interiors)	HVAC ducts in the work area closed and covered (interiors)	Windows in the work area closed (interiors)	Doors in the work area closed and sealed (interiors)	Doors that must be used in the work area covered to allow passage but prevent spread of dust
241	2690	1	2	309A	Storage	Classroom 309 Closet	Floor	No Access	Yes	Yes	Yes	Yes	Yes	Yes	Yes
242	2690	1	2	309A	Storage	Classroom 309 Closet	W1	No Access	Yes	Yes	Yes	Yes	Yes	Yes	Yes
243	2690	1	2	309A	Storage	Classroom 309 Closet	W2	No Access	Yes	Yes	Yes	Yes	Yes	Yes	Yes
244	2690	1	2	309A	Storage	Classroom 309 Closet	W3	No Access	Yes	Yes	Yes	Yes	Yes	Yes	Yes
245	2690	1	2	309A	Storage	Classroom 309 Closet	W4	No Access	Yes	Yes	Yes	Yes	Yes	Yes	Yes
246	2690	1	2	312	Teacher Lounge/Dining	Dining Room	W1	Chipping, Hole	Yes	Yes	Yes	Yes	Yes	Yes	Yes
247	2690	1	2	312	Teacher Lounge/Dining	Dining Room	W2	Flaking, behind cabinets	Yes	Yes	Yes	Yes	Yes	Yes	Yes
248	2690	1	2	312	Teacher Lounge/Dining	Dining Room	W3	Cracking, Chipping on radiator, Flaking behind radiator	Yes	Yes	Yes	Yes	Yes	Yes	Yes
249	2690	1	2	312	Teacher Lounge/Dining	Dining Room	W4	2 cr	Yes	Yes	Yes	Yes	Yes	Yes	Yes
250	2690	1	2	312A	Kitchen	Dining Room Kitchen	W1	Flaking	Yes	Yes	Yes	Yes	Yes	Yes	Yes
251	2690	1	2	312A	Kitchen	Dining Room Kitchen	W2	Cracking, Flaking, Efflorescence behind radiator	Yes	Yes	Yes	Yes	Yes	Yes	Yes
252	2690	1	2	312A	Kitchen	Dining Room Kitchen	W3	Cracking, Holes	Yes	Yes	Yes	Yes	Yes	Yes	Yes
253	2690	1	2	312A	Kitchen	Dining Room Kitchen	W4	Cracking	Yes	Yes	Yes	Yes	Yes	Yes	Yes
254	2690	1	2	S5-300	Stairs. Fire Tower	Fire Tower across from Classroom 300	Ceiling	Efflorescence	Yes	Yes	Yes	Yes	Yes	Yes	Yes
255	2690	1	2	S5-300	Stairs. Fire Tower	Fire Tower across from Classroom 300	Floor		Yes	Yes	Yes	Yes	Yes	Yes	Yes
256	2690	1	2	S5-300	Stairs. Fire Tower	Fire Tower across from Classroom 300	W1	Cracking, Hole, Flaking, Efflorescence	Yes	Yes	Yes	Yes	Yes	Yes	Yes
257	2690	1	2	S5-300	Stairs. Fire Tower	Fire Tower across from Classroom 300	W2	Cracking, Efflorescence	Yes	Yes	Yes	Yes	Yes	Yes	Yes
258	2690	1	2	S5-300	Stairs. Fire Tower	Fire Tower across from Classroom 300	W3	Chipping on wall and doorframe	Yes	Yes	Yes	Yes	Yes	Yes	Yes
259	2690	1	2	S5-300	Stairs. Fire Tower	Fire Tower across from Classroom 300	W4	Cracking, Flaking on metal pipe	Yes	Yes	Yes	Yes	Yes	Yes	Yes
260	2690	1	2	S3-300	Stairs, Fire Tower	Fire Tower across from Classroom 304 and IMC	Ceiling	No Access							
261	2690	1	2	S3-300	Stairs, Fire Tower	Fire Tower across from Classroom 304 and IMC	Floor	No Access							
262	2690	1	2	S3-300	Stairs, Fire Tower	Fire Tower across from Classroom 304 and IMC	W1	No Access							

Task ID	ULCS#	E l e m e n t	F l o o r	Space # (on Floor Plan)	Space Type	On Site Room Name	Component	Description of Paint and Plaster Damage (i.e. cracking, chipping, gouges, holes, flaking, spalling, efflorescence, significant moisture damage)	Warning signs posted at entrance to work area	Work area contained to prevent spread of dust and debris	All objects in the work area removed or covered (interiors)	HVAC ducts in the work area closed and covered (interiors)	Windows in the work area closed (interiors)	Doors in the work area closed and sealed (interiors)	Doors that must be used in the work area covered to allow passage but prevent spread of dust
263	2690	1	2	S3-300	Stairs, Fire Tower	Fire Tower across from Classroom 304 and IMC	W2	No Access							
264	2690	1	2	S3-300	Stairs, Fire Tower	Fire Tower across from Classroom 304 and IMC	W3	No Access							
265	2690	1	2	S3-300	Stairs, Fire Tower	Fire Tower across from Classroom 304 and IMC	W4	No Access							
266	2690	1	2	H302	Circulation (Hallway)	Hallway outside Classrooms 300-301	W1	Cracking, Chipping on wall, radiators, and metal jackets, Flaking	Yes	Yes	Yes	Yes	Yes	Yes	Yes
267	2690	1	2	H302	Circulation (Hallway)	Hallway outside Classrooms 300-301	W2	Chipping on wall and doors, Gouges, Flaking	Yes	Yes	Yes	Yes	Yes	Yes	Yes
268	2690	1	2	H302	Circulation (Hallway)	Hallway outside Classrooms 300-301	W3	Cracking, Chipping, Hole, Flaking	Yes	Yes	Yes	Yes	Yes	Yes	Yes
269	2690	1	2	H302	Circulation (Hallway)	Hallway outside Classrooms 300-301	W4	Flaking	Yes	Yes	Yes	Yes	Yes	Yes	Yes
270	2690	1	2	H300	Circulation (Hallway)	Hallway outside Classrooms 303-307	W1	Chipping, Holes, paint has been stabilized	Yes	Yes	Yes	Yes	Yes	Yes	Yes
271	2690	1	2	H300	Circulation (Hallway)	Hallway outside Classrooms 303-307	W2	Cracking, Chipping on wall and metal pipe, Holes, Flaking on wall and metal pipe	Yes	Yes	Yes	Yes	Yes	Yes	Yes
272	2690	1	2	H300	Circulation (Hallway)	Hallway outside Classrooms 303-307	W3	Chipping , Spalling	Yes	Yes	Yes	Yes	Yes	Yes	Yes
273	2690	1	2	H300	Circulation (Hallway)	Hallway outside Classrooms 303-307	W4	Cracking, Chipping on wall and metal and plastic jackets, Holes, paint has been stabilized, Flaking	Yes	Yes	Yes	Yes	Yes	Yes	Yes
274	2690	1	2	H301	Circulation (Hallway)	Hallway outside Classrooms 308-309	W1	Chipping, Hole, paint has been stabilized	Yes	Yes	Yes	Yes	Yes	Yes	Yes
275	2690	1	2	H301	Circulation (Hallway)	Hallway outside Classrooms 308-309	W3	Chipping, Hole, paint has been stabilized	Yes	Yes	Yes	Yes	Yes	Yes	Yes
276	2690	1	2	H301	Circulation (Hallway)	Hallway outside Classrooms 308-309	W4	Holes, paint has been stabilized	Yes	Yes	Yes	Yes	Yes	Yes	Yes
277	2690	1	2	305	IMC (Library)	IMC	Floor		Yes	Yes	Yes	Yes	Yes	Yes	Yes
278	2690	1	2	305	IMC (Library)	IMC	W1	Cracking, some in air shaft, Chipping, Holes	Yes	Yes	Yes	Yes	Yes	Yes	Yes
279	2690	1	2	305	IMC (Library)	IMC	W2	Cracking	Yes	Yes	Yes	Yes	Yes	Yes	Yes
280	2690	1	2	305	IMC (Library)	IMC	W3	Cracking, Chipping, Flaking behind built in seats	Yes	Yes	Yes	Yes	Yes	Yes	Yes
281	2690	1	2	305	IMC (Library)	IMC	W4	Chipping, Holes	Yes	Yes	Yes	Yes	Yes	Yes	Yes
282	2690	1	2	305D	Storage	IMC Closet	Ceiling		Yes	Yes	Yes	Yes	Yes	Yes	Yes

Task ID	ULCS#	E l e m e n t	F l o o r	Space # (on Floor Plan)	Space Type	On Site Room Name	Component	Description of Paint and Plaster Damage (i.e. cracking, chipping, gouges, holes, flaking, spalling, efflorescence, significant moisture damage)	Warning signs posted at entrance to work area	Work area contained to prevent spread of dust and debris	All objects in the work area removed or covered (interiors)	HVAC ducts in the work area closed and covered (interiors)	Windows in the work area closed (interiors)	Doors in the work area closed and sealed (interiors)	Doors that must be used in the work area covered to allow passage but prevent spread of dust
283	2690	1	2	305D	Storage	IMC Closet	Floor		Yes	Yes	Yes	Yes	Yes	Yes	Yes
284	2690	1	2	305D	Storage	IMC Closet	W1	Cracking	Yes	Yes	Yes	Yes	Yes	Yes	Yes
285	2690	1	2	305D	Storage	IMC Closet	W2	Cracking, Gouge, Flaking	Yes	Yes	Yes	Yes	Yes	Yes	Yes
286	2690	1	2	305D	Storage	IMC Closet	W3	Cracking	Yes	Yes	Yes	Yes	Yes	Yes	Yes
287	2690	1	2	305D	Storage	IMC Closet	W4	Cracking	Yes	Yes	Yes	Yes	Yes	Yes	Yes
288	2690	1	2	305C	Telecommunication Equipment Room	IMC Telecommunication Equipment Room	Floor		Yes	Yes	Yes	Yes	Yes	Yes	Yes
289	2690	1	2	305C	Telecommunication Equipment Room	IMC Telecommunication Equipment Room	W1	Cracking, Hole	Yes	Yes	Yes	Yes	Yes	Yes	Yes
290	2690	1	2	305C	Telecommunication Equipment Room	IMC Telecommunication Equipment Room	W2	Cracking, Hole	Yes	Yes	Yes	Yes	Yes	Yes	Yes
291	2690	1	2	305C	Telecommunication Equipment Room	IMC Telecommunication Equipment Room	W3	Cracking, Holes	Yes	Yes	Yes	Yes	Yes	Yes	Yes
292	2690	1	2	305C	Telecommunication Equipment Room	IMC Telecommunication Equipment Room	W4	Cracking, Hole	Yes	Yes	Yes	Yes	Yes	Yes	Yes
293	2690	1	2	315	Teacher Lounge/Dining	Men's Lounge outside 2nd Floor Men's Restroom	Ceiling	Cracking, Flaking above damaged ceiling tile	Yes	Yes	Yes	Yes	Yes	Yes	Yes
294	2690	1	2	315	Teacher Lounge/Dining	Men's Lounge outside 2nd Floor Men's Restroom	Floor		Yes	Yes	Yes	Yes	Yes	Yes	Yes
295	2690	1	2	315	Teacher Lounge/Dining	Men's Lounge outside 2nd Floor Men's Restroom	W1	Holes, paint has been stabilized on 3	Yes	Yes	Yes	Yes	Yes	Yes	Yes
296	2690	1	2	315	Teacher Lounge/Dining	Men's Lounge outside 2nd Floor Men's Restroom	W2	Holes, paint has been stabilized	Yes	Yes	Yes	Yes	Yes	Yes	Yes
297	2690	1	2	315	Teacher Lounge/Dining	Men's Lounge outside 2nd Floor Men's Restroom	W3	Holes, paint has been stabilized	Yes	Yes	Yes	Yes	Yes	Yes	Yes
298	2690	1	2	315	Teacher Lounge/Dining	Men's Lounge outside 2nd Floor Men's Restroom	W4	Chipping on radiator, Cracking above missing ceiling tile, Holes, paint has been stabilized	Yes	Yes	Yes	Yes	Yes	Yes	Yes
299	2690	1	2	S4-300	Stairs	Stairwell adjacent to Classroom 302	Floor	Chipping on cove and railings	Yes	Yes	Yes	Yes	Yes	Yes	Yes
300	2690	1	2	S4-300	Stairs	Stairwell adjacent to Classroom 302	W1	Chipping on doors and doorframe, Holes, paint has been stabilized on 4, Flaking	Yes	Yes	Yes	Yes	Yes	Yes	Yes
301	2690	1	2	S4-300	Stairs	Stairwell adjacent to Classroom 302	W2	Cracking, Hole, paint has been stabilized, Flaking	Yes	Yes	Yes	Yes	Yes	Yes	Yes
302	2690	1	2	S4-300	Stairs	Stairwell adjacent to Classroom 302	W3	Cracking	Yes	Yes	Yes	Yes	Yes	Yes	Yes

Task ID	ULCS#	E l e m e n t	F l o o r	Space # (on Floor Plan)	Space Type	On Site Room Name	Component	Description of Paint and Plaster Damage (i.e. cracking, chipping, gouges, holes, flaking, spalling, efflorescence, significant moisture damage)	Warning signs posted at entrance to work area	Work area contained to prevent spread of dust and debris	All objects in the work area removed or covered (interiors)	HVAC ducts in the work area closed and covered (interiors)	Windows in the work area closed (interiors)	Doors in the work area closed and sealed (interiors)	Doors that must be used in the work area covered to allow passage but prevent spread of dust
303	2690	1	2	S4-300	Stairs	Stairwell adjacent to Classroom 302	W4	Hole, paint has been stabilized, Flaking	Yes	Yes	Yes	Yes	Yes	Yes	Yes
304	2690	1	2	S2-300	Stairs	Stairwell adjacent to Classroom 307	Ceiling	Flaking	Yes	Yes	Yes	Yes	Yes	Yes	Yes
305	2690	1	2	S2-300	Stairs	Stairwell adjacent to Classroom 307	Floor	Chipping on stairs, cove and railings	Yes	Yes	Yes	Yes	Yes	Yes	Yes
306	2690	1	2	S2-300	Stairs	Stairwell adjacent to Classroom 307	W1	Cracking, Flaking	Yes	Yes	Yes	Yes	Yes	Yes	Yes
307	2690	1	2	S2-300	Stairs	Stairwell adjacent to Classroom 307	W2	Chipping, Hole, paint has been stabilized, Flaking	Yes	Yes	Yes	Yes	Yes	Yes	Yes
308	2690	1	2	S2-300	Stairs	Stairwell adjacent to Classroom 307	W3	Chipping on doors, Holes, paint has been stabilized, Flaking on doors, Efflorescence	Yes	Yes	Yes	Yes	Yes	Yes	Yes
309	2690	1	2	S2-300	Stairs	Stairwell adjacent to Classroom 307	W4	Flaking	Yes	Yes	Yes	Yes	Yes	Yes	Yes
310	2690	1	2	S1-300	Stairs	Stairwell adjacent to Classroom 309	Floor	Chipping on stairs, cove and railings	Yes	Yes	Yes	Yes	Yes	Yes	Yes
311	2690	1	2	S1-300	Stairs	Stairwell adjacent to Classroom 309	W1	Cracking, Flaking	Yes	Yes	Yes	Yes	Yes	Yes	Yes
312	2690	1	2	S1-300	Stairs	Stairwell adjacent to Classroom 309	W2	Chipping on doors and doorframe, Holes	Yes	Yes	Yes	Yes	Yes	Yes	Yes
313	2690	1	2	S1-300	Stairs	Stairwell adjacent to Classroom 309	W3	Cracking, Holes, Flaking	Yes	Yes	Yes	Yes	Yes	Yes	Yes
314	2690	1	2	S1-300	Stairs	Stairwell adjacent to Classroom 309	W4	Cracking, Holes, paint has been stabilized	Yes	Yes	Yes	Yes	Yes	Yes	Yes
315	2690	1	2	313A	Circulation (Hallway)	Vestibule outside 2nd Floor Girl's Restroom	Ceiling	Cracking, Flaking	Yes	Yes	Yes	Yes	Yes	Yes	Yes
316	2690	1	2	313A	Circulation (Hallway)	Vestibule outside 2nd Floor Girl's Restroom	W1	Flaking	Yes	Yes	Yes	Yes	Yes	Yes	Yes
317	2690	1	2	313A	Circulation (Hallway)	Vestibule outside 2nd Floor Girl's Restroom	W2	Cracking, Gouge	Yes	Yes	Yes	Yes	Yes	Yes	Yes
318	2690	1	2	313A	Circulation (Hallway)	Vestibule outside 2nd Floor Girl's Restroom	W3	Cracking, Hole, paint has been stabilized	Yes	Yes	Yes	Yes	Yes	Yes	Yes
319	2690	1	2	313A	Circulation (Hallway)	Vestibule outside 2nd Floor Girl's Restroom	W4	Cracking	Yes	Yes	Yes	Yes	Yes	Yes	Yes
320	2690	1	2	310	Teacher Lounge/Dining	Women's Lounge outside 2nd Floor Women's Restroom	W1	Chipping, Flaking	Yes	Yes	Yes	Yes	Yes	Yes	Yes
321	2690	1	2	310	Teacher Lounge/Dining	Women's Lounge outside 2nd Floor Women's Restroom	W2	Cracking, Flaking	Yes	Yes	Yes	Yes	Yes	Yes	Yes
322	2690	1	2	310	Teacher Lounge/Dining	Women's Lounge outside 2nd Floor Women's Restroom	W3	Cracking, Holes, Flaking	Yes	Yes	Yes	Yes	Yes	Yes	Yes

Task ID	ULCS#	E l e m e n t	F l o o r	Space # (on Floor Plan)	Space Type	On Site Room Name	Component	Description of Paint and Plaster Damage (i.e. cracking, chipping, gouges, holes, flaking, spalling, efflorescence, significant moisture damage)	Warning signs posted at entrance to work area	Work area contained to prevent spread of dust and debris	All objects in the work area removed or covered (interiors)	HVAC ducts in the work area closed and covered (interiors)	Windows in the work area closed (interiors)	Doors in the work area closed and sealed (interiors)	Doors that must be used in the work area covered to allow passage but prevent spread of dust
323	2690	1	2	310	Teacher Lounge/Dining	Women's Lounge outside 2nd Floor Women's Restroom	W4	Cracking, Flaking, Spalling	Yes	Yes	Yes	Yes	Yes	Yes	Yes
324	2690	1	1	200	Primary	Classroom 200	W1	Cracking, Chipping on wall and metal jacket	N/A	N/A	N/A	N/A	N/A	N/A	N/A
325	2690	1	1	200	Primary	Classroom 200	W2	Cracking, Chipping, Holes	N/A	N/A	N/A	N/A	N/A	N/A	N/A
326	2690	1	1	200	Primary	Classroom 200	W3	Cracking, Chipping, Flaking behind radiators	N/A	N/A	N/A	N/A	N/A	N/A	N/A
327	2690	1	1	200	Primary	Classroom 200	W4		N/A	N/A	N/A	N/A	N/A	N/A	N/A
328	2690	1	1	200A	Storage	Classroom 200 Closet	Ceiling		N/A	N/A	N/A	N/A	N/A	N/A	N/A
329	2690	1	1	200A	Storage	Classroom 200 Closet	Floor		N/A	N/A	N/A	N/A	N/A	N/A	N/A
330	2690	1	1	200A	Storage	Classroom 200 Closet	W1		N/A	N/A	N/A	N/A	N/A	N/A	N/A
331	2690	1	1	200A	Storage	Classroom 200 Closet	W2		N/A	N/A	N/A	N/A	N/A	N/A	N/A
332	2690	1	1	200A	Storage	Classroom 200 Closet	W3		N/A	N/A	N/A	N/A	N/A	N/A	N/A
333	2690	1	1	200A	Storage	Classroom 200 Closet	W4	Cracking	N/A	N/A	N/A	N/A	N/A	N/A	N/A
334	2690	1	1	201	Primary	Classroom 201	W1	Chipping on doorframe and cove	N/A	N/A	N/A	N/A	N/A	N/A	N/A
335	2690	1	1	201	Primary	Classroom 201	W2	Cracking, Chipping on cove	N/A	N/A	N/A	N/A	N/A	N/A	N/A
336	2690	1	1	201	Primary	Classroom 201	W3	Flaking behind radiator and cover	N/A	N/A	N/A	N/A	N/A	N/A	N/A
337	2690	1	1	201A	Storage	Classroom 201 Closet	Floor		N/A	N/A	N/A	N/A	N/A	N/A	N/A
338	2690	1	1	201A	Storage	Classroom 201 Closet	W1	Cracking, Hole	N/A	N/A	N/A	N/A	N/A	N/A	N/A
339	2690	1	1	201A	Storage	Classroom 201 Closet	W2	Flaking on metal pipe	N/A	N/A	N/A	N/A	N/A	N/A	N/A
340	2690	1	1	201A	Storage	Classroom 201 Closet	W3		N/A	N/A	N/A	N/A	N/A	N/A	N/A

Task ID	ULCS#	E l e m e n t	F l o o r	Space # (on Floor Plan)	Space Type	On Site Room Name	Component	Description of Paint and Plaster Damage (i.e. cracking, chipping, gouges, holes, flaking, spalling, efflorescence, significant moisture damage)	Warning signs posted at entrance to work area	Work area contained to prevent spread of dust and debris	All objects in the work area removed or covered (interiors)	HVAC ducts in the work area closed and covered (interiors)	Windows in the work area closed (interiors)	Doors in the work area closed and sealed (interiors)	Doors that must be used in the work area covered to allow passage but prevent spread of dust
341	2690	1	1	201A	Storage	Classroom 201 Closet	W4	Cracking, Chipping, Flaking	N/A	N/A	N/A	N/A	N/A	N/A	N/A
342	2690	1	1	202	Primary	Classroom 202	W1	Chipping on wall, door and doorframe, Hole, paint has been stabilized	N/A	N/A	N/A	N/A	N/A	N/A	N/A
343	2690	1	1	202	Primary	Classroom 202	W2	Cracking, Chipping	N/A	N/A	N/A	N/A	N/A	N/A	N/A
344	2690	1	1	202	Primary	Classroom 202	W3	Chipping on radiators, Flaking behind shelves	N/A	N/A	N/A	N/A	N/A	N/A	N/A
345	2690	1	1	202	Primary	Classroom 202	W4	Cracking	N/A	N/A	N/A	N/A	N/A	N/A	N/A
346	2690	1	1	202A	Storage	Classroom 202 Closet	W2		N/A	N/A	N/A	N/A	N/A	N/A	N/A
347	2690	1	1	202A	Storage	Classroom 202 Closet	W3	Chipping on radiator, Hole, Flaking	N/A	N/A	N/A	N/A	N/A	N/A	N/A
348	2690	1	1	202A	Storage	Classroom 202 Closet	W4		N/A	N/A	N/A	N/A	N/A	N/A	N/A
349	2690	1	1	204	Computer - Intermediate Middle	Classroom 204	W1	Chipping on wall and cove, Holes around entrance, paint has been stabilized, Hole in air shaft	Yes	Yes	Yes	Yes	Yes	Yes	Yes
350	2690	1	1	204	Computer - Intermediate Middle	Classroom 204	W2	Chipping	Yes	Yes	Yes	Yes	Yes	Yes	Yes
351	2690	1	1	204	Computer - Intermediate Middle	Classroom 204	W3	Chipping on radiators, Flaking behind radiators	Yes	Yes	Yes	Yes	Yes	Yes	Yes
352	2690	1	1	204	Computer - Intermediate Middle	Classroom 204	W4	Chipping	Yes	Yes	Yes	Yes	Yes	Yes	Yes
353	2690	1	1	204C	Storage	Classroom 204 Closet near Entrance	W2	Cracking, Hole	Yes	Yes	Yes	Yes	Yes	Yes	Yes
354	2690	1	1	204C	Storage	Classroom 204 Closet near Entrance	W4	Cracking, Holes, paint has been stabilized	Yes	Yes	Yes	Yes	Yes	Yes	Yes
355	2690	1	1	204B	Storage	Classroom 204 Closet near front of Room	Floor		Yes	Yes	Yes	Yes	Yes	Yes	Yes
356	2690	1	1	204B	Storage	Classroom 204 Closet near front of Room	W1	Cracking, Chipping, Flaking	Yes	Yes	Yes	Yes	Yes	Yes	Yes
357	2690	1	1	204B	Storage	Classroom 204 Closet near front of Room	W2	Cracking	Yes	Yes	Yes	Yes	Yes	Yes	Yes

Task ID	ULCS#	E l e m e n t	F l o o r	Space # (on Floor Plan)	Space Type	On Site Room Name	Component	Description of Paint and Plaster Damage (i.e. cracking, chipping, gouges, holes, flaking, spalling, efflorescence, significant moisture damage)	Warning signs posted at entrance to work area	Work area contained to prevent spread of dust and debris	All objects in the work area removed or covered (interiors)	HVAC ducts in the work area closed and covered (interiors)	Windows in the work area closed (interiors)	Doors in the work area closed and sealed (interiors)	Doors that must be used in the work area covered to allow passage but prevent spread of dust
358	2690	1	1	204B	Storage	Classroom 204 Closet near front of Room	W3	Cracking	Yes	Yes	Yes	Yes	Yes	Yes	Yes
359	2690	1	1	204B	Storage	Classroom 204 Closet near front of Room	W4	Cracking, Chipping, Gouges	Yes	Yes	Yes	Yes	Yes	Yes	Yes
360	2690	1	1	204A	Administrative Office	Classroom 204 Office	Ceiling	Flaking above window	Yes	Yes	Yes	Yes	Yes	Yes	Yes
361	2690	1	1	204A	Administrative Office	Classroom 204 Office	Floor		Yes	Yes	Yes	Yes	Yes	Yes	Yes
362	2690	1	1	204A	Administrative Office	Classroom 204 Office	W4	Chipping on radiator, Flaking behind radiator	Yes	Yes	Yes	Yes	Yes	Yes	Yes
363	2690	1	1	204D	Storage	Classroom 204 Office Closet	Floor		Yes	Yes	Yes	Yes	Yes	Yes	Yes
364	2690	1	1	204D	Storage	Classroom 204 Office Closet	W2		Yes	Yes	Yes	Yes	Yes	Yes	Yes
365	2690	1	1	204D	Storage	Classroom 204 Office Closet	W3	Cracking	Yes	Yes	Yes	Yes	Yes	Yes	Yes
366	2690	1	1	204D	Storage	Classroom 204 Office Closet	W4	Cracking	Yes	Yes	Yes	Yes	Yes	Yes	Yes
367	2690	1	1	207	Primary	Classroom 207	Floor		Yes	Yes	Yes	Yes	Yes	Yes	Yes
368	2690	1	1	207	Primary	Classroom 207	W1	Cracking, Chipping, Hole	Yes	Yes	Yes	Yes	Yes	Yes	Yes
369	2690	1	1	207	Primary	Classroom 207	W2	Chipping, Flaking	Yes	Yes	Yes	Yes	Yes	Yes	Yes
370	2690	1	1	207	Primary	Classroom 207	W3	Chipping on radiators, Holes, paint has been stabilized on 3, Flaking on wall and behind radiators	Yes	Yes	Yes	Yes	Yes	Yes	Yes
371	2690	1	1	207	Primary	Classroom 207	W4	Cracking, Chipping, Flaking in air shaft	Yes	Yes	Yes	Yes	Yes	Yes	Yes
372	2690	1	1	207A	Storage	Classroom 207 Closet	Ceiling		Yes	Yes	Yes	Yes	Yes	Yes	Yes
373	2690	1	1	207A	Storage	Classroom 207 Closet	Floor		Yes	Yes	Yes	Yes	Yes	Yes	Yes
374	2690	1	1	207A	Storage	Classroom 207 Closet	W1	Cracking	Yes	Yes	Yes	Yes	Yes	Yes	Yes
375	2690	1	1	207A	Storage	Classroom 207 Closet	W2	Flaking	Yes	Yes	Yes	Yes	Yes	Yes	Yes
376	2690	1	1	207A	Storage	Classroom 207 Closet	W3		Yes	Yes	Yes	Yes	Yes	Yes	Yes
377	2690	1	1	207A	Storage	Classroom 207 Closet	W4		Yes	Yes	Yes	Yes	Yes	Yes	Yes
378	2690	1	1	208	Primary	Classroom 208	W1	Cracking, Chipping, Flaking	N/A	N/A	N/A	N/A	N/A	N/A	N/A
379	2690	1	1	208	Primary	Classroom 208	W2	Cracking, Chipping on wall and water fountain	N/A	N/A	N/A	N/A	N/A	N/A	N/A
380	2690	1	1	208	Primary	Classroom 208	W3	Cracking, Chipping, Flaking behind radiators and covers	N/A	N/A	N/A	N/A	N/A	N/A	N/A
381	2690	1	1	208	Primary	Classroom 208	W4	Cracking, Chipping	N/A	N/A	N/A	N/A	N/A	N/A	N/A

Task ID	ULCS#	E l e m e n t	F l o o r	Space # (on Floor Plan)	Space Type	On Site Room Name	Component	Description of Paint and Plaster Damage (i.e. cracking, chipping, gouges, holes, flaking, spalling, efflorescence, significant moisture damage)	Warning signs posted at entrance to work area	Work area contained to prevent spread of dust and debris	All objects in the work area removed or covered (interiors)	HVAC ducts in the work area closed and covered (interiors)	Windows in the work area closed (interiors)	Doors in the work area closed and sealed (interiors)	Doors that must be used in the work area covered to allow passage but prevent spread of dust
382	2690	1	1	208B	Storage	Classroom 208 Coat Closet	W1	Cracking. Holes, paint has been stabilized	N/A	N/A	N/A	N/A	N/A	N/A	N/A
383	2690	1	1	208B	Storage	Classroom 208 Coat Closet	W2	Cracking, Flaking on wall and behind radiator	N/A	N/A	N/A	N/A	N/A	N/A	N/A
384	2690	1	1	208B	Storage	Classroom 208 Coat Closet	W3	Cracking, Flaking	N/A	N/A	N/A	N/A	N/A	N/A	N/A
385	2690	1	1	208A	Storage	Classroom 208 Storage Closet	Ceiling	No Access	N/A	N/A	N/A	N/A	N/A	N/A	N/A
386	2690	1	1	208A	Storage	Classroom 208 Storage Closet	Floor	No Access	N/A	N/A	N/A	N/A	N/A	N/A	N/A
387	2690	1	1	208A	Storage	Classroom 208 Storage Closet	W1	No Access	N/A	N/A	N/A	N/A	N/A	N/A	N/A
388	2690	1	1	208A	Storage	Classroom 208 Storage Closet	W2	No Access	N/A	N/A	N/A	N/A	N/A	N/A	N/A
389	2690	1	1	208A	Storage	Classroom 208 Storage Closet	W3	No Access	N/A	N/A	N/A	N/A	N/A	N/A	N/A
390	2690	1	1	208A	Storage	Classroom 208 Storage Closet	W4	No Access	N/A	N/A	N/A	N/A	N/A	N/A	N/A
391	2690	1	1	209	Primary	Classroom 209	W1	Chipping, Flaking	N/A	N/A	N/A	N/A	N/A	N/A	N/A
392	2690	1	1	209	Primary	Classroom 209	W2	Chipping, Spalling	N/A	N/A	N/A	N/A	N/A	N/A	N/A
393	2690	1	1	209	Primary	Classroom 209	W3	Chipping, Holes, paint has been stabilized, Flaking	N/A	N/A	N/A	N/A	N/A	N/A	N/A
394	2690	1	1	209	Primary	Classroom 209	W4	Chipping	N/A	N/A	N/A	N/A	N/A	N/A	N/A
395	2690	1	1	209A	Storage	Classroom 209 Storage Area to right of Entrance	Ceiling	Flaking	N/A	N/A	N/A	N/A	N/A	N/A	N/A
396	2690	1	1	209A	Storage	Classroom 209 Storage Area to right of Entrance	Floor		N/A	N/A	N/A	N/A	N/A	N/A	N/A
397	2690	1	1	209A	Storage	Classroom 209 Storage Area to right of Entrance	W1	Cracking, Chipping, Flaking	N/A	N/A	N/A	N/A	N/A	N/A	N/A
398	2690	1	1	209A	Storage	Classroom 209 Storage Area to right of Entrance	W2		N/A	N/A	N/A	N/A	N/A	N/A	N/A
399	2690	1	1	209A	Storage	Classroom 209 Storage Area to right of Entrance	W3	Cracking	N/A	N/A	N/A	N/A	N/A	N/A	N/A

Task ID	ULCS#	E l e m e n t	F l o o r	Space # (on Floor Plan)	Space Type	On Site Room Name	Component	Description of Paint and Plaster Damage (i.e. cracking, chipping, gouges, holes, flaking, spalling, efflorescence, significant moisture damage)	Warning signs posted at entrance to work area	Work area contained to prevent spread of dust and debris	All objects in the work area removed or covered (interiors)	HVAC ducts in the work area closed and covered (interiors)	Windows in the work area closed (interiors)	Doors in the work area closed and sealed (interiors)	Doors that must be used in the work area covered to allow passage but prevent spread of dust
400	2690	1	1	209A	Storage	Classroom 209 Storage Area to right of Entrance	W4	Cracking, Flaking	N/A	N/A	N/A	N/A	N/A	N/A	N/A
401	2690	1	1	200B	Student Restrooms - Male/Female (Classroom)	Classrooms 200 and 201 Restroom	W1	Cracking, Efflorescence	N/A	N/A	N/A	N/A	N/A	N/A	N/A
402	2690	1	1	200B	Student Restrooms - Male/Female (Classroom)	Classrooms 200 and 201 Restroom	W2	Cracking, Chipping on stalls, Flaking behind toilets	N/A	N/A	N/A	N/A	N/A	N/A	N/A
403	2690	1	1	200B	Student Restrooms - Male/Female (Classroom)	Classrooms 200 and 201 Restroom	W3	Chipping, Flaking	N/A	N/A	N/A	N/A	N/A	N/A	N/A
404	2690	1	1	200B	Student Restrooms - Male/Female (Classroom)	Classrooms 200 and 201 Restroom	W4	Chipping on radiator cover, Flaking on wall and radiator	N/A	N/A	N/A	N/A	N/A	N/A	N/A
405	2690	1	1	208C	Student Restrooms - Male/Female (Classroom)	Classrooms 208 and 209 Restroom	Ceiling	Cracking	N/A	N/A	N/A	N/A	N/A	N/A	N/A
406	2690	1	1	208C	Student Restrooms - Male/Female (Classroom)	Classrooms 208 and 209 Restroom	W1	Chipping on door, doorframe, and radiator, Flaking	N/A	N/A	N/A	N/A	N/A	N/A	N/A
407	2690	1	1	208C	Student Restrooms - Male/Female (Classroom)	Classrooms 208 and 209 Restroom	W2	Cracking	N/A	N/A	N/A	N/A	N/A	N/A	N/A
408	2690	1	1	208C	Student Restrooms - Male/Female (Classroom)	Classrooms 208 and 209 Restroom	W3	Cracking, Chipping, Flaking on door and doorframe	N/A	N/A	N/A	N/A	N/A	N/A	N/A
409	2690	1	1	214	Administrative Office	Counselor's Office adjacent to Classroom 200	W1	Cracking, Holes, paint has been stabilized, Flaking on door and frame	Yes	Yes	Yes	Yes	Yes	Yes	Yes
410	2690	1	1	214	Administrative Office	Counselor's Office adjacent to Classroom 200	W2	Cracking, Chipping on wood cabinet and bulletin board frame, Holes, paint has been stabilized	Yes	Yes	Yes	Yes	Yes	Yes	Yes
411	2690	1	1	214	Administrative Office	Counselor's Office adjacent to Classroom 200	W3	Cracking, Holes, paint has been stabilized	Yes	Yes	Yes	Yes	Yes	Yes	Yes
412	2690	1	1	214	Administrative Office	Counselor's Office adjacent to Classroom 200	W4	Chipping on cove and radiator, Holes, paint has been stabilized, Flaking behind radiator	Yes	Yes	Yes	Yes	Yes	Yes	Yes
413	2690	1	1	214A	Restrooms, Staff - Male/Female	Counselor's Office Restroom	Ceiling	Cracking	Yes	Yes	Yes	Yes	Yes	Yes	Yes
414	2690	1	1	214A	Restrooms, Staff - Male/Female	Counselor's Office Restroom	Floor		Yes	Yes	Yes	Yes	Yes	Yes	Yes

Task ID	ULCS#	E l e m e n t	F l o o r	Space # (on Floor Plan)	Space Type	On Site Room Name	Component	Description of Paint and Plaster Damage (i.e. cracking, chipping, gouges, holes, flaking, spalling, efflorescence, significant moisture damage)	Warning signs posted at entrance to work area	Work area contained to prevent spread of dust and debris	All objects in the work area removed or covered (interiors)	HVAC ducts in the work area closed and covered (interiors)	Windows in the work area closed (interiors)	Doors in the work area closed and sealed (interiors)	Doors that must be used in the work area covered to allow passage but prevent spread of dust
415	2690	1	1	214A	Restrooms, Staff - Male/Female	Counselor's Office Restroom	W1	Chipping on door and doorframe, Holes, paint has been stabilized	Yes	Yes	Yes	Yes	Yes	Yes	Yes
416	2690	1	1	214A	Restrooms, Staff - Male/Female	Counselor's Office Restroom	W2	Cracking, Holes, paint has been stabilized	Yes	Yes	Yes	Yes	Yes	Yes	Yes
417	2690	1	1	214A	Restrooms, Staff - Male/Female	Counselor's Office Restroom	W3	Chipping on radiator, Holes, paint has been stabilized on 3	Yes	Yes	Yes	Yes	Yes	Yes	Yes
418	2690	1	1	214A	Restrooms, Staff - Male/Female	Counselor's Office Restroom	W4	Holes, paint has been stabilized	Yes	Yes	Yes	Yes	Yes	Yes	Yes
419	2690	1	1	S5-200	Stairs, Fire Tower	Fire Tower across from Classroom 200	W1	Cracking, Holes	Yes	Yes	Yes	Yes	Yes	Yes	Yes
420	2690	1	1	S5-200	Stairs, Fire Tower	Fire Tower across from Classroom 200	W2	Cracking	Yes	Yes	Yes	Yes	Yes	Yes	Yes
421	2690	1	1	S5-200	Stairs, Fire Tower	Fire Tower across from Classroom 200	W3	Chipping on doorframe	Yes	Yes	Yes	Yes	Yes	Yes	Yes
422	2690	1	1	S5-200	Stairs, Fire Tower	Fire Tower across from Classroom 200	W4	Cracking, Chipping on door and doorframe	Yes	Yes	Yes	Yes	Yes	Yes	Yes
423	2690	1	1	S3-200	Stairs, Fire Tower	Fire Tower across from Classroom 204	Floor	Chipping on left side, flaking on right side							
424	2690	1	1	S3-200	Stairs, Fire Tower	Fire Tower across from Classroom 204	W1	Chipping on door and doorframe on left and right sides							
425	2690	1	1	S3-200	Stairs, Fire Tower	Fire Tower across from Classroom 204	W3	Chipping on door and doorframe on left and right sides							
426	2690	1	1	H201	Circulation (Hallway)	Hallway outside Classroom 208	W1	Cracking, Holes	Yes	Yes	Yes	Yes	Yes	Yes	Yes
427	2690	1	1	H201	Circulation (Hallway)	Hallway outside Classroom 208	W2	Chipping on doors and frame, Holes, paint has been stabilized	Yes	Yes	Yes	Yes	Yes	Yes	Yes
428	2690	1	1	H201	Circulation (Hallway)	Hallway outside Classroom 208	W3	Cracking, Chipping	Yes	Yes	Yes	Yes	Yes	Yes	Yes
429	2690	1	1	H201	Circulation (Hallway)	Hallway outside Classroom 208	W4	Holes, paint has been stabilized	Yes	Yes	Yes	Yes	Yes	Yes	Yes
430	2690	1	1	H202	Circulation (Hallway)	Hallway outside Classrooms 200-201	W1	Cracking, Chipping on radiator covers and metal jackets, Holes, paint has been stabilized	Yes	Yes	Yes	Yes	Yes	Yes	Yes
431	2690	1	1	H202	Circulation (Hallway)	Hallway outside Classrooms 200-201	W2	Chipping, Flaking on doors and doorframe	Yes	Yes	Yes	Yes	Yes	Yes	Yes
432	2690	1	1	H202	Circulation (Hallway)	Hallway outside Classrooms 200-201	W3	Chipping	Yes	Yes	Yes	Yes	Yes	Yes	Yes
433	2690	1	1	H200	Circulation (Hallway)	Hallway outside Offices 203-206	W1	Chipping on wall, doors, and doorframe, Gouges, paint has been stabilized, Flaking on doors and doorframe	Yes	Yes	Yes	Yes	Yes	Yes	Yes

Task ID	ULCS#	E l e m e n t	F l o o r	Space # (on Floor Plan)	Space Type	On Site Room Name	Component	Description of Paint and Plaster Damage (i.e. cracking, chipping, gouges, holes, flaking, spalling, efflorescence, significant moisture damage)	Warning signs posted at entrance to work area	Work area contained to prevent spread of dust and debris	All objects in the work area removed or covered (interiors)	HVAC ducts in the work area closed and covered (interiors)	Windows in the work area closed (interiors)	Doors in the work area closed and sealed (interiors)	Doors that must be used in the work area covered to allow passage but prevent spread of dust
434	2690	1	1	H200	Circulation (Hallway)	Hallway outside Offices 203-206	W2	Cracking, Chipping, Holes	Yes	Yes	Yes	Yes	Yes	Yes	Yes
435	2690	1	1	H200	Circulation (Hallway)	Hallway outside Offices 203-206	W3	Hole, paint has been stabilized	Yes	Yes	Yes	Yes	Yes	Yes	Yes
436	2690	1	1	H200	Circulation (Hallway)	Hallway outside Offices 203-206	W4	Cracking, Chipping on metal jackets and radiator, Holes, paint has been stabilized on 1	Yes	Yes	Yes	Yes	Yes	Yes	Yes
437	2690	1	1	210	Administrative Office	Main Office	W1	Cracking, Chipping on doorframe, Flaking	Yes	Yes	Yes	Yes	Yes	Yes	Yes
438	2690	1	1	210	Administrative Office	Main Office	W2	Chipping on radiator, Flaking behind radiator	Yes	Yes	Yes	Yes	Yes	Yes	Yes
439	2690	1	1	210	Administrative Office	Main Office	W3	Cracking, Chipping on conduit box	Yes	Yes	Yes	Yes	Yes	Yes	Yes
440	2690	1	1	210	Administrative Office	Main Office	W4	Cracking	Yes	Yes	Yes	Yes	Yes	Yes	Yes
441	2690	1	1	210B	Administrative Office	Main Office Assistant Principal's Office	Floor		Yes	Yes	Yes	Yes	Yes	Yes	Yes
442	2690	1	1	210B	Administrative Office	Main Office Assistant Principal's Office	W1	Chipping on doorframe	Yes	Yes	Yes	Yes	Yes	Yes	Yes
443	2690	1	1	210B	Administrative Office	Main Office Assistant Principal's Office	W2	Cracking	Yes	Yes	Yes	Yes	Yes	Yes	Yes
444	2690	1	1	210B	Administrative Office	Main Office Assistant Principal's Office	W3	Cracking, Chipping on radiator	Yes	Yes	Yes	Yes	Yes	Yes	Yes
445	2690	1	1	210B	Administrative Office	Main Office Assistant Principal's Office	W4	Chipping	Yes	Yes	Yes	Yes	Yes	Yes	Yes
446	2690	1	1	210A	Storage	Main Office Closet	W2	Chipping on metal pipe	Yes	Yes	Yes	Yes	Yes	Yes	Yes
447	2690	1	1	210A	Storage	Main Office Closet	W3		Yes	Yes	Yes	Yes	Yes	Yes	Yes
448	2690	1	1	210A	Storage	Main Office Closet	W4	Chipping	Yes	Yes	Yes	Yes	Yes	Yes	Yes
449	2690	1	1	211	Restrooms, Staff - Male/Female	Main Office Restroom	W1	Chipping on doorframe, Hole	Yes	Yes	Yes	Yes	Yes	Yes	Yes
450	2690	1	1	211	Restrooms, Staff - Male/Female	Main Office Restroom	W2	Hole, paint has been stabilized, Flaking	Yes	Yes	Yes	Yes	Yes	Yes	Yes
451	2690	1	1	211	Restrooms, Staff - Male/Female	Main Office Restroom	W3	Chipping on radiator, Hole	Yes	Yes	Yes	Yes	Yes	Yes	Yes
452	2690	1	1	211	Restrooms, Staff - Male/Female	Main Office Restroom	W4	Cracking, Hole, paint has been stabilized	Yes	Yes	Yes	Yes	Yes	Yes	Yes
453	2690	1	1	203	Administrative Office	Office 203	W1	Chipping on doorframe	Yes	Yes	Yes	Yes	Yes	Yes	Yes
454	2690	1	1	203	Administrative Office	Office 203	W2	Chipping, Staple Holes	Yes	Yes	Yes	Yes	Yes	Yes	Yes
455	2690	1	1	203	Administrative Office	Office 203	W3	Chipping on radiator, Flaking behind radiator	Yes	Yes	Yes	Yes	Yes	Yes	Yes
456	2690	1	1	203	Administrative Office	Office 203	W4	Cracking, Chipping, Flaking	Yes	Yes	Yes	Yes	Yes	Yes	Yes

Task ID	ULCS#	E l e m e n t	F l o o r	Space # (on Floor Plan)	Space Type	On Site Room Name	Component	Description of Paint and Plaster Damage (i.e. cracking, chipping, gouges, holes, flaking, spalling, efflorescence, significant moisture damage)	Warning signs posted at entrance to work area	Work area contained to prevent spread of dust and debris	All objects in the work area removed or covered (interiors)	HVAC ducts in the work area closed and covered (interiors)	Windows in the work area closed (interiors)	Doors in the work area closed and sealed (interiors)	Doors that must be used in the work area covered to allow passage but prevent spread of dust
457	2690	1	1	205	Administrative Office	Office 205	W1	Cracking, Hole, paint has been stabilized, Flaking, Significant Moisture Damage	Yes	Yes	Yes	Yes	Yes	Yes	Yes
458	2690	1	1	205	Administrative Office	Office 205	W2	Chipping	Yes	Yes	Yes	Yes	Yes	Yes	Yes
459	2690	1	1	205	Administrative Office	Office 205	W3	Hole, paint has been stabilized, Flaking	Yes	Yes	Yes	Yes	Yes	Yes	Yes
460	2690	1	1	205	Administrative Office	Office 205	W4	Holes, paint has been stabilized	Yes	Yes	Yes	Yes	Yes	Yes	Yes
461	2690	1	1	205A	Storage	Office 205 Closet	W1	Cracking, Flaking	Yes	Yes	Yes	Yes	Yes	Yes	Yes
462	2690	1	1	205A	Storage	Office 205 Closet	W2	Cracking, Chipping	Yes	Yes	Yes	Yes	Yes	Yes	Yes
463	2690	1	1	205A	Storage	Office 205 Closet	W3	Cracking	Yes	Yes	Yes	Yes	Yes	Yes	Yes
464	2690	1	1	205A	Storage	Office 205 Closet	W4	Cracking, Chipping	Yes	Yes	Yes	Yes	Yes	Yes	Yes
465	2690	1	1	206	Administrative Office	Office 206	W1	Holes, paint has been stabilized on 1	Yes	Yes	Yes	Yes	Yes	Yes	Yes
466	2690	1	1	206	Administrative Office	Office 206	W2	Chipping, Hole, paint has been stabilized	Yes	Yes	Yes	Yes	Yes	Yes	Yes
467	2690	1	1	206	Administrative Office	Office 206	W3	Holes, paint has been stabilized, Flaking on wall and behind radiators and covers	Yes	Yes	Yes	Yes	Yes	Yes	Yes
468	2690	1	1	206	Administrative Office	Office 206	W4	Cracking, Chipping	Yes	Yes	Yes	Yes	Yes	Yes	Yes
469	2690	1	1	206A	Storage	Office 206 Closet	Ceiling		Yes	Yes	Yes	Yes	Yes	Yes	Yes
470	2690	1	1	206A	Storage	Office 206 Closet	Floor		Yes	Yes	Yes	Yes	Yes	Yes	Yes
471	2690	1	1	206A	Storage	Office 206 Closet	W1		Yes	Yes	Yes	Yes	Yes	Yes	Yes
472	2690	1	1	206A	Storage	Office 206 Closet	W2	Cracking, Flaking	Yes	Yes	Yes	Yes	Yes	Yes	Yes
473	2690	1	1	206A	Storage	Office 206 Closet	W3	Flaking	Yes	Yes	Yes	Yes	Yes	Yes	Yes
474	2690	1	1	206A	Storage	Office 206 Closet	W4	Cracking, Flaking, Coat hooks pulling off wall	Yes	Yes	Yes	Yes	Yes	Yes	Yes
475	2690	1	1	213	Administrative Office	Principal's Office	W1	Cracking, Hole	Yes	Yes	Yes	Yes	Yes	Yes	Yes
476	2690	1	1	213	Administrative Office	Principal's Office	W2	Flaking on wall and behind radiator	Yes	Yes	Yes	Yes	Yes	Yes	Yes
477	2690	1	1	213	Administrative Office	Principal's Office	W3	Cracking	Yes	Yes	Yes	Yes	Yes	Yes	Yes
478	2690	1	1	213A	Storage	Principal's Office Storage Area	Floor		Yes	Yes	Yes	Yes	Yes	Yes	Yes
479	2690	1	1	213A	Storage	Principal's Office Storage Area	W2	Spalling	Yes	Yes	Yes	Yes	Yes	Yes	Yes
480	2690	1	1	S4-200	Stairs	Stairwell adjacent to Classroom 202	Ceiling	Flaking	Yes	Yes	Yes	Yes	Yes	Yes	Yes
481	2690	1	1	S4-200	Stairs	Stairwell adjacent to Classroom 202	Floor	Chipping on cove and railings	Yes	Yes	Yes	Yes	Yes	Yes	Yes

Task ID	ULCS#	E l e m e n t	F l o o r	Space # (on Floor Plan)	Space Type	On Site Room Name	Component	Description of Paint and Plaster Damage (i.e. cracking, chipping, gouges, holes, flaking, spalling, efflorescence, significant moisture damage)	Warning signs posted at entrance to work area	Work area contained to prevent spread of dust and debris	All objects in the work area removed or covered (interiors)	HVAC ducts in the work area closed and covered (interiors)	Windows in the work area closed (interiors)	Doors in the work area closed and sealed (interiors)	Doors that must be used in the work area covered to allow passage but prevent spread of dust
482	2690	1	1	S4-200	Stairs	Stairwell adjacent to Classroom 202	W1	Chipping on wall, doors and doorframe, Holes, paint has been stabilized, Flaking on doors and doorframe	Yes	Yes	Yes	Yes	Yes	Yes	Yes
483	2690	1	1	S4-200	Stairs	Stairwell adjacent to Classroom 202	W3	Chipping on doors and doorframe, Hole, paint has been stabilized	Yes	Yes	Yes	Yes	Yes	Yes	Yes
484	2690	1	1	S4-200	Stairs	Stairwell adjacent to Classroom 202	W4	Holes, paint has been stabilized	Yes	Yes	Yes	Yes	Yes	Yes	Yes
485	2690	1	1	S18	Circulation (Hallway)	Stairwell adjacent to Classroom 202 Vestibule	W2	Chipping on radiator, Holes, Flaking on wall and radiator heat shield	Yes	Yes	Yes	Yes	Yes	Yes	Yes
486	2690	1	1	S18	Circulation (Hallway)	Stairwell adjacent to Classroom 202 Vestibule	W3	Chipping on doors and doorframe, Flaking	Yes	Yes	Yes	Yes	Yes	Yes	Yes
487	2690	1	1	S18	Circulation (Hallway)	Stairwell adjacent to Classroom 202 Vestibule	W4	Holes, paint has been stabilized, Flaking on wall and radiator heat shield	Yes	Yes	Yes	Yes	Yes	Yes	Yes
488	2690	1	1	S2-200	Stairs	Stairwell adjacent to Classroom 207	Ceiling	Flaking	Yes	Yes	Yes	Yes	Yes	Yes	Yes
489	2690	1	1	S2-200	Stairs	Stairwell adjacent to Classroom 207	Floor	Chipping on stairs and railings	Yes	Yes	Yes	Yes	Yes	Yes	Yes
490	2690	1	1	S2-200	Stairs	Stairwell adjacent to Classroom 207	W1	Chipping on railings, Flaking above windows	Yes	Yes	Yes	Yes	Yes	Yes	Yes
491	2690	1	1	S2-200	Stairs	Stairwell adjacent to Classroom 207	W2	Cracking, Chipping on wall and radiator, Holes, paint has been stabilized	Yes	Yes	Yes	Yes	Yes	Yes	Yes
492	2690	1	1	S2-200	Stairs	Stairwell adjacent to Classroom 207	W3	Holes, some paint has been stabilized	Yes	Yes	Yes	Yes	Yes	Yes	Yes
493	2690	1	1	S2-200	Stairs	Stairwell adjacent to Classroom 207	W4	Cracking, Chipping, Holes, paint has been stabilized	Yes	Yes	Yes	Yes	Yes	Yes	Yes
494	2690	1	1	S1-200	Stairs	Stairwell adjacent to Classroom 209	Ceiling	Chipping	Yes	Yes	Yes	Yes	Yes	Yes	Yes
495	2690	1	1	S1-200	Stairs	Stairwell adjacent to Classroom 209	Floor	Chipping on stairs, cove, and railings	Yes	Yes	Yes	Yes	Yes	Yes	Yes
496	2690	1	1	S1-200	Stairs	Stairwell adjacent to Classroom 209	W1	Cracking	Yes	Yes	Yes	Yes	Yes	Yes	Yes
497	2690	1	1	S1-200	Stairs	Stairwell adjacent to Classroom 209	W2	Chipping on doors, Gouges	Yes	Yes	Yes	Yes	Yes	Yes	Yes
498	2690	1	1	S1-200	Stairs	Stairwell adjacent to Classroom 209	W3	Cracking, Chipping on metal jackets, Flaking on metal pipe, Spalling, Efflorescence	Yes	Yes	Yes	Yes	Yes	Yes	Yes
499	2690	1	1	S1-200	Stairs	Stairwell adjacent to Classroom 209	W4	Cracking, Spalling	Yes	Yes	Yes	Yes	Yes	Yes	Yes
500	2690	1	1	203B	Circulation (Hallway)	Vestibule 203	W1	Cracking	Yes	Yes	Yes	Yes	Yes	Yes	Yes
501	2690	1	1	203B	Circulation (Hallway)	Vestibule 203	W2	Cracking, Chipping	Yes	Yes	Yes	Yes	Yes	Yes	Yes
502	2690	1	1	203B	Circulation (Hallway)	Vestibule 203	W3	Chipping	Yes	Yes	Yes	Yes	Yes	Yes	Yes
503	2690	1	1	203B	Circulation (Hallway)	Vestibule 203	W4	Chipping	Yes	Yes	Yes	Yes	Yes	Yes	Yes
504	2690	1	1	203A	Storage	Vestibule 203 Closet	Ceiling		Yes	Yes	Yes	Yes	Yes	Yes	Yes

Task ID	ULCS#	E l e m e n t	F l o o r	Space # (on Floor Plan)	Space Type	On Site Room Name	Component	Description of Paint and Plaster Damage (i.e. cracking, chipping, gouges, holes, flaking, spalling, efflorescence, significant moisture damage)	Warning signs posted at entrance to work area	Work area contained to prevent spread of dust and debris	All objects in the work area removed or covered (interiors)	HVAC ducts in the work area closed and covered (interiors)	Windows in the work area closed (interiors)	Doors in the work area closed and sealed (interiors)	Doors that must be used in the work area covered to allow passage but prevent spread of dust
505	2690	1	1	203A	Storage	Vestibule 203 Closet	Floor		Yes	Yes	Yes	Yes	Yes	Yes	Yes
506	2690	1	1	203A	Storage	Vestibule 203 Closet	W1		Yes	Yes	Yes	Yes	Yes	Yes	Yes
507	2690	1	1	203A	Storage	Vestibule 203 Closet	W2		Yes	Yes	Yes	Yes	Yes	Yes	Yes
508	2690	1	1	203A	Storage	Vestibule 203 Closet	W3	Chipping	Yes	Yes	Yes	Yes	Yes	Yes	Yes
509	2690	1	1	203A	Storage	Vestibule 203 Closet	W4		Yes	Yes	Yes	Yes	Yes	Yes	Yes
510	2690	2	0	2-100A	Stage	Auditorium Stage	W3	Chipping	Yes	Yes	Yes	Yes	Yes	Yes	Yes
511	2690	2	0	2-100A	Stage	Auditorium Stage	W4	Chipping	Yes	Yes	Yes	Yes	Yes	Yes	Yes
512	2690	2	0	2-100	Gymnasium / Auditorium / Cafeteria	Auditorium/Gymnasium/Cafeteria	Ceiling	Flaking on beam	Yes	Yes	Yes	Yes	Yes	Yes	Yes
513	2690	2	0	2-100	Gymnasium / Auditorium / Cafeteria	Auditorium/Gymnasium/Cafeteria	W1	Cracking, Chipping on wall, doorframe, and office window, Efflorescence	Yes	Yes	Yes	Yes	Yes	Yes	Yes
514	2690	2	0	2-100	Gymnasium / Auditorium / Cafeteria	Auditorium/Gymnasium/Cafeteria	W2	Chipping on wall and metal duct	Yes	Yes	Yes	Yes	Yes	Yes	Yes
515	2690	2	0	2-100	Gymnasium / Auditorium / Cafeteria	Auditorium/Gymnasium/Cafeteria	W3	Chipping on wall, doors, and frames	Yes	Yes	Yes	Yes	Yes	Yes	Yes
516	2690	2	0	2-100	Gymnasium / Auditorium / Cafeteria	Auditorium/Gymnasium/Cafeteria	W4	Chipping	Yes	Yes	Yes	Yes	Yes	Yes	Yes
517	2690	1	0	107G	Student Restrooms - Male (4-12)	Basement Boy's Restroom Toilet Area	Ceiling	Flaking on ceiling and metal ducts	Yes	Yes	Yes	Yes	Yes	Yes	Yes
518	2690	1	0	107G	Student Restrooms - Male (4-12)	Basement Boy's Restroom Toilet Area	Floor		Yes	Yes	Yes	Yes	Yes	Yes	Yes
519	2690	1	0	107G	Student Restrooms - Male (4-12)	Basement Boy's Restroom Toilet Area	W1	Flaking	Yes	Yes	Yes	Yes	Yes	Yes	Yes
520	2690	1	0	107G	Student Restrooms - Male (4-12)	Basement Boy's Restroom Toilet Area	W2	Flaking	Yes	Yes	Yes	Yes	Yes	Yes	Yes
521	2690	1	0	107G	Student Restrooms - Male (4-12)	Basement Boy's Restroom Toilet Area	W3	Flaking	Yes	Yes	Yes	Yes	Yes	Yes	Yes
522	2690	1	0	107G	Student Restrooms - Male (4-12)	Basement Boy's Restroom Toilet Area	W4	Flaking	Yes	Yes	Yes	Yes	Yes	Yes	Yes
523	2690	1	0	107F	Student Restrooms - Male (4-12)	Basement Boy's Restroom Urinal Area	Ceiling	Flaking on ceiling, metal pipes, and metal ducts	Yes	Yes	Yes	Yes	Yes	Yes	Yes
524	2690	1	0	107F	Student Restrooms - Male (4-12)	Basement Boy's Restroom Urinal Area	Floor		Yes	Yes	Yes	Yes	Yes	Yes	Yes

Task ID	ULCS#	E l e m e n t	F l o o r	Space # (on Floor Plan)	Space Type	On Site Room Name	Component	Description of Paint and Plaster Damage (i.e. cracking, chipping, gouges, holes, flaking, spalling, efflorescence, significant moisture damage)	Warning signs posted at entrance to work area	Work area contained to prevent spread of dust and debris	All objects in the work area removed or covered (interiors)	HVAC ducts in the work area closed and covered (interiors)	Windows in the work area closed (interiors)	Doors in the work area closed and sealed (interiors)	Doors that must be used in the work area covered to allow passage but prevent spread of dust
525	2690	1	0	107F	Student Restrooms - Male (4-12)	Basement Boy's Restroom Urinal Area	W1	Flaking	Yes	Yes	Yes	Yes	Yes	Yes	Yes
526	2690	1	0	107F	Student Restrooms - Male (4-12)	Basement Boy's Restroom Urinal Area	W2	Flaking	Yes	Yes	Yes	Yes	Yes	Yes	Yes
527	2690	1	0	107F	Student Restrooms - Male (4-12)	Basement Boy's Restroom Urinal Area	W3	Flaking	Yes	Yes	Yes	Yes	Yes	Yes	Yes
528	2690	1	0	107F	Student Restrooms - Male (4-12)	Basement Boy's Restroom Urinal Area	W4	Flaking	Yes	Yes	Yes	Yes	Yes	Yes	Yes
529	2690	1	0	100	Student Restrooms - Female (4-12)	Basement Girl's Restroom	Ceiling	Cracking on ACM pipe insulation, Flaking on ceiling, metal pipes, and metal ducts	Yes	Yes	Yes	Yes	Yes	Yes	Yes
530	2690	1	0	100	Student Restrooms - Female (4-12)	Basement Girl's Restroom	Floor		Yes	Yes	Yes	Yes	Yes	Yes	Yes
531	2690	1	0	100	Student Restrooms - Female (4-12)	Basement Girl's Restroom	W1	Flaking	Yes	Yes	Yes	Yes	Yes	Yes	Yes
532	2690	1	0	100	Student Restrooms - Female (4-12)	Basement Girl's Restroom	W2		Yes	Yes	Yes	Yes	Yes	Yes	Yes
533	2690	1	0	100	Student Restrooms - Female (4-12)	Basement Girl's Restroom	W3	Flaking	Yes	Yes	Yes	Yes	Yes	Yes	Yes
534	2690	1	0	100	Student Restrooms - Female (4-12)	Basement Girl's Restroom	W4	Flaking	Yes	Yes	Yes	Yes	Yes	Yes	Yes
535	2690	1	0	101	Primary	Classroom 101	Ceiling	Cracking on ACM pipe insulation, Chipping on metal duct, metal pipe, and metal steam pipes, Flaking on metal duct and metal steam pipes, Significant Moisture Damage	Yes	Yes	Yes	Yes	Yes	Yes	Yes
536	2690	1	0	101	Primary	Classroom 101	Floor		Yes	Yes	Yes	Yes	Yes	Yes	Yes
537	2690	1	0	101	Primary	Classroom 101	W1	Cracking, Chipping, Holes, paint has been stabilized	Yes	Yes	Yes	Yes	Yes	Yes	Yes
538	2690	1	0	101	Primary	Classroom 101	W2	Chipping, Flaking	Yes	Yes	Yes	Yes	Yes	Yes	Yes
539	2690	1	0	101	Primary	Classroom 101	W3	Cracking, Holes, paint has been stabilized, Flaking on wall and metal jacket	Yes	Yes	Yes	Yes	Yes	Yes	Yes
540	2690	1	0	101	Primary	Classroom 101	W4	Cracking	Yes	Yes	Yes	Yes	Yes	Yes	Yes
541	2690	1	0	101A	Student Restrooms - Male/Female (Classroom)	Classroom 101 Restroom	Ceiling	Significant Moisture Damage	Yes	Yes	Yes	Yes	Yes	Yes	Yes

Task ID	ULCS#	E l e m e n t	F l o o r	Space # (on Floor Plan)	Space Type	On Site Room Name	Component	Description of Paint and Plaster Damage (i.e. cracking, chipping, gouges, holes, flaking, spalling, efflorescence, significant moisture damage)	Warning signs posted at entrance to work area	Work area contained to prevent spread of dust and debris	All objects in the work area removed or covered (interiors)	HVAC ducts in the work area closed and covered (interiors)	Windows in the work area closed (interiors)	Doors in the work area closed and sealed (interiors)	Doors that must be used in the work area covered to allow passage but prevent spread of dust
542	2690	1	0	101A	Student Restrooms - Male/Female (Classroom)	Classroom 101 Restroom	Floor		Yes	Yes	Yes	Yes	Yes	Yes	Yes
543	2690	1	0	101A	Student Restrooms - Male/Female (Classroom)	Classroom 101 Restroom	W3	Holes, paint has been stabilized	Yes	Yes	Yes	Yes	Yes	Yes	Yes
544	2690	1	0	102C	Circulation (Hallway)	Classroom 102 Vestibule	Ceiling	Flaking on and above metal duct	Yes	Yes	Yes	Yes	Yes	Yes	Yes
545	2690	1	0	102C	Circulation (Hallway)	Classroom 102 Vestibule	W2	Cracking, Chipping	Yes	Yes	Yes	Yes	Yes	Yes	Yes
546	2690	1	0	102C	Circulation (Hallway)	Classroom 102 Vestibule	W3	Chipping	Yes	Yes	Yes	Yes	Yes	Yes	Yes
547	2690	1	0	102C	Circulation (Hallway)	Classroom 102 Vestibule	W4	Cracking, Chipping	Yes	Yes	Yes	Yes	Yes	Yes	Yes
548	2690	1	0	102	Primary	Classroom 102A	Ceiling	Chipping on metal steam pipes, Flaking on ceiling, metal duct, and metal steam pipes	Yes	Yes	Yes	Yes	Yes	Yes	Yes
549	2690	1	0	102	Primary	Classroom 102A	W1	Chipping	Yes	Yes	Yes	Yes	Yes	Yes	Yes
550	2690	1	0	102	Primary	Classroom 102A	W2	Holes in sheetrock	Yes	Yes	Yes	Yes	Yes	Yes	Yes
551	2690	1	0	102	Primary	Classroom 102A	W3	Flaking	Yes	Yes	Yes	Yes	Yes	Yes	Yes
552	2690	1	0	102	Primary	Classroom 102A	W4	Flaking	Yes	Yes	Yes	Yes	Yes	Yes	Yes
553	2690	1	0	102B	Primary	Classroom 102B (to Right of Vestibule)	Ceiling	Cracking on ACM pipe insulation, chipping on metal steam pipes	Yes	Yes	Yes	Yes	Yes	Yes	Yes
554	2690	1	0	102B	Primary	Classroom 102B (to Right of Vestibule)	W1	Chipping	Yes	Yes	Yes	Yes	Yes	Yes	Yes
555	2690	1	0	102B	Primary	Classroom 102B (to Right of Vestibule)	W2	Chipping	Yes	Yes	Yes	Yes	Yes	Yes	Yes
556	2690	1	0	102B	Primary	Classroom 102B (to Right of Vestibule)	W3	Chipping on metal jacket, Flaking	Yes	Yes	Yes	Yes	Yes	Yes	Yes
557	2690	1	0	102B	Primary	Classroom 102B (to Right of Vestibule)	W4	Chipping	Yes	Yes	Yes	Yes	Yes	Yes	Yes
558	2690	1	0	104	Primary	Classroom 104	Ceiling	Cracking on ACM pipe insulation, Flaking on ceiling and ACM pipe insulation	Yes	Yes	Yes	Yes	Yes	Yes	Yes
559	2690	1	0	104	Primary	Classroom 104	Floor		Yes	Yes	Yes	Yes	Yes	Yes	Yes
560	2690	1	0	104	Primary	Classroom 104	W1	Chipping on wall and doorframe, Flaking	Yes	Yes	Yes	Yes	Yes	Yes	Yes
561	2690	1	0	104	Primary	Classroom 104	W2	Chipping	Yes	Yes	Yes	Yes	Yes	Yes	Yes
562	2690	1	0	104	Primary	Classroom 104	W3	Chipping on metal jackets, Flaking on wall and metal jackets	Yes	Yes	Yes	Yes	Yes	Yes	Yes

Task ID	ULCS#	E l e m e n t	F l o o r	Space # (on Floor Plan)	Space Type	On Site Room Name	Component	Description of Paint and Plaster Damage (i.e. cracking, chipping, gouges, holes, flaking, spalling, efflorescence, significant moisture damage)	Warning signs posted at entrance to work area	Work area contained to prevent spread of dust and debris	All objects in the work area removed or covered (interiors)	HVAC ducts in the work area closed and covered (interiors)	Windows in the work area closed (interiors)	Doors in the work area closed and sealed (interiors)	Doors that must be used in the work area covered to allow passage but prevent spread of dust
563	2690	1	0	104	Primary	Classroom 104	W4	Chipping, Holes in sheetrock	Yes	Yes	Yes	Yes	Yes	Yes	Yes
564	2690	1	0	107	Primary	Classroom 107	Ceiling	Cracking on ACM pipe insulation and ceiling, Chipping on metal steam pipes, Flaking	N/A	N/A	N/A	N/A	N/A	N/A	N/A
565	2690	1	0	107	Primary	Classroom 107	W1	Cracking, Chipping on wall and cove, Flaking	N/A	N/A	N/A	N/A	N/A	N/A	N/A
566	2690	1	0	107	Primary	Classroom 107	W2	Cracking, Chipping on cove, Flaking on wall and metal jackets	N/A	N/A	N/A	N/A	N/A	N/A	N/A
567	2690	1	0	107	Primary	Classroom 107	W3	Cracking, Chipping on cove, Flaking, Spalling	N/A	N/A	N/A	N/A	N/A	N/A	N/A
568	2690	1	0	107	Primary	Classroom 107	W4	Cracking, some in air shaft, Chipping, Holes, Flaking, Significant Moisture Damage	N/A	N/A	N/A	N/A	N/A	N/A	N/A
569	2690	1	0	107A	Student Restrooms - Male/Female (Classroom)	Classroom 107 Restroom	Ceiling	Flaking	N/A	N/A	N/A	N/A	N/A	N/A	N/A
570	2690	1	0	107A	Student Restrooms - Male/Female (Classroom)	Classroom 107 Restroom	W1	Chipping on metal pipes	N/A	N/A	N/A	N/A	N/A	N/A	N/A
571	2690	1	0	107A	Student Restrooms - Male/Female (Classroom)	Classroom 107 Restroom	W3	Flaking	N/A	N/A	N/A	N/A	N/A	N/A	N/A
572	2690	1	0	102A	Storage	Closet adjacent to Classroom 102 Vestibule	Ceiling	No Access	Yes	Yes	Yes	Yes	Yes	Yes	Yes
573	2690	1	0	102A	Storage	Closet adjacent to Classroom 102 Vestibule	Floor	No Access	Yes	Yes	Yes	Yes	Yes	Yes	Yes
574	2690	1	0	102A	Storage	Closet adjacent to Classroom 102 Vestibule	W1	No Access	Yes	Yes	Yes	Yes	Yes	Yes	Yes
575	2690	1	0	102A	Storage	Closet adjacent to Classroom 102 Vestibule	W2	No Access	Yes	Yes	Yes	Yes	Yes	Yes	Yes
576	2690	1	0	102A	Storage	Closet adjacent to Classroom 102 Vestibule	W3	No Access	Yes	Yes	Yes	Yes	Yes	Yes	Yes
577	2690	1	0	102A	Storage	Closet adjacent to Classroom 102 Vestibule	W4	No Access	Yes	Yes	Yes	Yes	Yes	Yes	Yes
578	2690	1	0	101B	Storage	Closet between Classroom 101 and Stairwell	Ceiling	Flaking	Yes	Yes	Yes	Yes	Yes	Yes	Yes
579	2690	1	0	101B	Storage	Closet between Classroom 101 and Stairwell	Floor		Yes	Yes	Yes	Yes	Yes	Yes	Yes

Task ID	ULCS#	E l e m e n t	F l o o r	Space # (on Floor Plan)	Space Type	On Site Room Name	Component	Description of Paint and Plaster Damage (i.e. cracking, chipping, gouges, holes, flaking, spalling, efflorescence, significant moisture damage)	Warning signs posted at entrance to work area	Work area contained to prevent spread of dust and debris	All objects in the work area removed or covered (interiors)	HVAC ducts in the work area closed and covered (interiors)	Windows in the work area closed (interiors)	Doors in the work area closed and sealed (interiors)	Doors that must be used in the work area covered to allow passage but prevent spread of dust
580	2690	1	0	101B	Storage	Closet between Classroom 101 and Stairwell	W1		Yes	Yes	Yes	Yes	Yes	Yes	Yes
581	2690	1	0	101B	Storage	Closet between Classroom 101 and Stairwell	W2		Yes	Yes	Yes	Yes	Yes	Yes	Yes
582	2690	1	0	101B	Storage	Closet between Classroom 101 and Stairwell	W3		Yes	Yes	Yes	Yes	Yes	Yes	Yes
583	2690	1	0	101B	Storage	Closet between Classroom 101 and Stairwell	W4	Efflorescence	Yes	Yes	Yes	Yes	Yes	Yes	Yes
584	2690	1	0	H103D	Administrative Office	Education Works Office	Ceiling	Cracking on ACM pipe insulation	Yes	Yes	Yes	Yes	Yes	Yes	Yes
585	2690	1	0	H103D	Administrative Office	Education Works Office	Floor		Yes	Yes	Yes	Yes	Yes	Yes	Yes
586	2690	1	0	H103D	Administrative Office	Education Works Office	W2	Chipping	Yes	Yes	Yes	Yes	Yes	Yes	Yes
587	2690	2	0	2-104	Lockers - Male	Former Boy's Locker Room	W1	Chipping on doorframe	Yes	Yes	Yes	Yes	Yes	Yes	Yes
588	2690	2	0	2-104	Lockers - Male	Former Boy's Locker Room	W2	Chipping	Yes	Yes	Yes	Yes	Yes	Yes	Yes
589	2690	2	0	2-104	Lockers - Male	Former Boy's Locker Room	W3	Chipping	Yes	Yes	Yes	Yes	Yes	Yes	Yes
590	2690	2	0	2-104	Lockers - Male	Former Boy's Locker Room	W4	Chipping on lockers	Yes	Yes	Yes	Yes	Yes	Yes	Yes
591	2690	2	0	2-104A	Student Restrooms - Male (4-12)	Former Boy's Locker Room Restroom	W1	Chipping on wall and doorframe	Yes	Yes	Yes	Yes	Yes	Yes	Yes
592	2690	2	0	2-104A	Student Restrooms - Male (4-12)	Former Boy's Locker Room Restroom	W2	Chipping	Yes	Yes	Yes	Yes	Yes	Yes	Yes
593	2690	2	0	2-104A	Student Restrooms - Male (4-12)	Former Boy's Locker Room Restroom	W3	Chipping, Flaking on metal jacket	Yes	Yes	Yes	Yes	Yes	Yes	Yes
594	2690	2	0	2-104A	Student Restrooms - Male (4-12)	Former Boy's Locker Room Restroom	W4	Chipping	Yes	Yes	Yes	Yes	Yes	Yes	Yes
595	2690	2	0	2-104B	Showers - Male	Former Boy's Locker Room Shower Area	Ceiling	Chipping on partition at entrance	Yes	Yes	Yes	Yes	Yes	Yes	Yes
596	2690	2	0	2-104B	Showers - Male	Former Boy's Locker Room Shower Area	Floor	Chipping on center walls for old showers	Yes	Yes	Yes	Yes	Yes	Yes	Yes
597	2690	2	0	2-104B	Showers - Male	Former Boy's Locker Room Shower Area	W1	Chipping	Yes	Yes	Yes	Yes	Yes	Yes	Yes
598	2690	2	0	2-104B	Showers - Male	Former Boy's Locker Room Shower Area	W2	Chipping	Yes	Yes	Yes	Yes	Yes	Yes	Yes
599	2690	2	0	2-104B	Showers - Male	Former Boy's Locker Room Shower Area	W3	Chipping	Yes	Yes	Yes	Yes	Yes	Yes	Yes

Task ID	ULCS#	E l e m e n t	F l o o r	Space # (on Floor Plan)	Space Type	On Site Room Name	Component	Description of Paint and Plaster Damage (i.e. cracking, chipping, gouges, holes, flaking, spalling, efflorescence, significant moisture damage)	Warning signs posted at entrance to work area	Work area contained to prevent spread of dust and debris	All objects in the work area removed or covered (interiors)	HVAC ducts in the work area closed and covered (interiors)	Windows in the work area closed (interiors)	Doors in the work area closed and sealed (interiors)	Doors that must be used in the work area covered to allow passage but prevent spread of dust
600	2690	2	0	2-104B	Showers - Male	Former Boy's Locker Room Shower Area	W4	Chipping	Yes	Yes	Yes	Yes	Yes	Yes	Yes
601	2690	2	0	2-105	Lockers - Female	Former Girl's Locker Room	Ceiling		Yes	Yes	Yes	Yes	Yes	Yes	Yes
602	2690	2	0	2-105	Lockers - Female	Former Girl's Locker Room	Floor		Yes	Yes	Yes	Yes	Yes	Yes	Yes
603	2690	2	0	2-105	Lockers - Female	Former Girl's Locker Room	W1	Chipping on wall and doorframe	Yes	Yes	Yes	Yes	Yes	Yes	Yes
604	2690	2	0	2-105	Lockers - Female	Former Girl's Locker Room	W2		Yes	Yes	Yes	Yes	Yes	Yes	Yes
605	2690	2	0	2-105	Lockers - Female	Former Girl's Locker Room	W3	Chipping	Yes	Yes	Yes	Yes	Yes	Yes	Yes
606	2690	2	0	2-105	Lockers - Female	Former Girl's Locker Room	W4	Cracking, Chipping	Yes	Yes	Yes	Yes	Yes	Yes	Yes
607	2690	2	0	2-105A	Showers - Female	Former Girl's Locker Room Large Shower Area	Ceiling		Yes	Yes	Yes	Yes	Yes	Yes	Yes
608	2690	2	0	2-105A	Showers - Female	Former Girl's Locker Room Large Shower Area	Floor	Chipping on center walls for old showers	Yes	Yes	Yes	Yes	Yes	Yes	Yes
609	2690	2	0	2-105A	Showers - Female	Former Girl's Locker Room Large Shower Area	W1	Chipping	Yes	Yes	Yes	Yes	Yes	Yes	Yes
610	2690	2	0	2-105A	Showers - Female	Former Girl's Locker Room Large Shower Area	W2	Chipping	Yes	Yes	Yes	Yes	Yes	Yes	Yes
611	2690	2	0	2-105A	Showers - Female	Former Girl's Locker Room Large Shower Area	W3	Chipping	Yes	Yes	Yes	Yes	Yes	Yes	Yes
612	2690	2	0	2-105A	Showers - Female	Former Girl's Locker Room Large Shower Area	W4	Chipping	Yes	Yes	Yes	Yes	Yes	Yes	Yes
613	2690	2	0	2-105B	Student Restrooms - Female (4-12)	Former Girl's Locker Room Restroom	W1	Chipping	Yes	Yes	Yes	Yes	Yes	Yes	Yes
614	2690	2	0	2-105B	Student Restrooms - Female (4-12)	Former Girl's Locker Room Restroom	W2	Chipping	Yes	Yes	Yes	Yes	Yes	Yes	Yes
615	2690	2	0	2-105B	Student Restrooms - Female (4-12)	Former Girl's Locker Room Restroom	W3	Cracking in corner of walls 2&3, Chipping	Yes	Yes	Yes	Yes	Yes	Yes	Yes
616	2690	2	0	2-105B	Student Restrooms - Female (4-12)	Former Girl's Locker Room Restroom	W4	Chipping	Yes	Yes	Yes	Yes	Yes	Yes	Yes

Task ID	ULCS#	Element	Floor	Space # (on Floor Plan)	Space Type	On Site Room Name	Component	Description of Paint and Plaster Damage (i.e. cracking, chipping, gouges, holes, flaking, spalling, efflorescence, significant moisture damage)	Warning signs posted at entrance to work area	Work area contained to prevent spread of dust and debris	All objects in the work area removed or covered (interiors)	HVAC ducts in the work area closed and covered (interiors)	Windows in the work area closed (interiors)	Doors in the work area closed and sealed (interiors)	Doors that must be used in the work area covered to allow passage but prevent spread of dust
617	2690	2	0	2-105C	Showers - Male	Former Girl's Locker Room Small Shower Area	W1	Flaking	Yes	Yes	Yes	Yes	Yes	Yes	Yes
618	2690	2	0	2-105C	Showers - Male	Former Girl's Locker Room Small Shower Area	W2	Flaking	Yes	Yes	Yes	Yes	Yes	Yes	Yes
619	2690	2	0	2-105C	Showers - Male	Former Girl's Locker Room Small Shower Area	W3	Cracking in corner of walls 3&4, Flaking	Yes	Yes	Yes	Yes	Yes	Yes	Yes
620	2690	2	0	2-105C	Showers - Male	Former Girl's Locker Room Small Shower Area	W4	Flaking	Yes	Yes	Yes	Yes	Yes	Yes	Yes
621	2690	2	0	2-106	Administrative Office	Gym Office	W1	Chipping on doorframe	Yes	Yes	Yes	Yes	Yes	Yes	Yes
622	2690	2	0	2-106	Administrative Office	Gym Office	W2	Chipping	Yes	Yes	Yes	Yes	Yes	Yes	Yes
623	2690	2	0	2-106A	Restrooms, Staff - Male/Female	Gym Office Restroom	W1	Chipping on doorframe	Yes	Yes	Yes	Yes	Yes	Yes	Yes
624	2690	2	0	2-106A	Restrooms, Staff - Male/Female	Gym Office Restroom	W3	Chipping	Yes	Yes	Yes	Yes	Yes	Yes	Yes
625	2690	2	0	2-106A	Restrooms, Staff - Male/Female	Gym Office Restroom	W4	Chipping	Yes	Yes	Yes	Yes	Yes	Yes	Yes
626	2690	2	0	103A	Storage	Gym Storage Room	W1	Chipping on wall and frame, Efflorescence	Yes	Yes	Yes	Yes	Yes	Yes	Yes
627	2690	2	0	103A	Storage	Gym Storage Room	W2	Chipping	Yes	Yes	Yes	Yes	Yes	Yes	Yes
628	2690	2	0	103A	Storage	Gym Storage Room	W3	Chipping, Hole	Yes	Yes	Yes	Yes	Yes	Yes	Yes
629	2690	2	0	103A	Storage	Gym Storage Room	W4	Chipping, Holes, Efflorescence	Yes	Yes	Yes	Yes	Yes	Yes	Yes
630	2690	2	0	2-111	Circulation (Hallway)	Hallway between Elements 1 and 2	W1	Cracking, Chipping on doors and frame, Holes	Yes	Yes	Yes	Yes	Yes	Yes	Yes
631	2690	2	0	2-111	Circulation (Hallway)	Hallway between Elements 1 and 2	W2	Chipping on doors and frame center	Yes	Yes	Yes	Yes	Yes	Yes	Yes
632	2690	2	0	2-111	Circulation (Hallway)	Hallway between Elements 1 and 2	W3	Chipping on doors and frame	Yes	Yes	Yes	Yes	Yes	Yes	Yes
633	2690	2	0	2-111	Circulation (Hallway)	Hallway between Elements 1 and 2	W4	Chipping on doors and frame	Yes	Yes	Yes	Yes	Yes	Yes	Yes
634	2690	1	0	H100	Circulation (Hallway)	Hallway outside Boiler Room	Ceiling	Cracking on ACM pipe insulation, Chipping above pipes and on metal duct, Flaking on ACM pipe insulation, metal duct, metal pipe, and ceiling, some above duct	Yes	Yes	Yes	Yes	Yes	Yes	Yes
635	2690	1	0	H100	Circulation (Hallway)	Hallway outside Boiler Room	Floor	Chipping along walls	Yes	Yes	Yes	Yes	Yes	Yes	Yes
636	2690	1	0	H100	Circulation (Hallway)	Hallway outside Boiler Room	W2	Chipping on wall and metal pipe, Flaking on wall and metal pipe	Yes	Yes	Yes	Yes	Yes	Yes	Yes

Task ID	ULCS#	E l e m e n t	F l o o r	Space # (on Floor Plan)	Space Type	On Site Room Name	Component	Description of Paint and Plaster Damage (i.e. cracking, chipping, gouges, holes, flaking, spalling, efflorescence, significant moisture damage)	Warning signs posted at entrance to work area	Work area contained to prevent spread of dust and debris	All objects in the work area removed or covered (interiors)	HVAC ducts in the work area closed and covered (interiors)	Windows in the work area closed (interiors)	Doors in the work area closed and sealed (interiors)	Doors that must be used in the work area covered to allow passage but prevent spread of dust
637	2690	1	0	H100	Circulation (Hallway)	Hallway outside Boiler Room	W4	Flaking on wall and metal jackets	Yes	Yes	Yes	Yes	Yes	Yes	Yes
638	2690	1	0	013A	Storage	Hallway outside Boiler Room Closet	Ceiling	No Access							
639	2690	1	0	013A	Storage	Hallway outside Boiler Room Closet	Floor	No Access							
640	2690	1	0	013A	Storage	Hallway outside Boiler Room Closet	W1	No Access							
641	2690	1	0	013A	Storage	Hallway outside Boiler Room Closet	W2	No Access							
642	2690	1	0	013A	Storage	Hallway outside Boiler Room Closet	W3	No Access							
643	2690	1	0	013A	Storage	Hallway outside Boiler Room Closet	W4	No Access							
644	2690	1	0	H102	Circulation (Hallway)	Hallway outside Classroom 101	Ceiling	Cracking on ACM pipe insulation, Chipping on metal duct, Flaking on ceiling and metal duct around attached lights	Yes	Yes	Yes	Yes	Yes	Yes	Yes
645	2690	1	0	H102	Circulation (Hallway)	Hallway outside Classroom 101	Floor	Chipping along walls and railings	Yes	Yes	Yes	Yes	Yes	Yes	Yes
646	2690	1	0	H102	Circulation (Hallway)	Hallway outside Classroom 101	W1	Chipping on metal jackets, Flaking on wall and ACM pipe insulation	Yes	Yes	Yes	Yes	Yes	Yes	Yes
647	2690	1	0	H102	Circulation (Hallway)	Hallway outside Classroom 101	W2	Chipping on metal pipe	Yes	Yes	Yes	Yes	Yes	Yes	Yes
648	2690	1	0	H102	Circulation (Hallway)	Hallway outside Classroom 101	W3	Chipping on metal pipe, Flaking	Yes	Yes	Yes	Yes	Yes	Yes	Yes
649	2690	1	0	H102	Circulation (Hallway)	Hallway outside Classroom 101	W4	Chipping on doors and frame exterior entrance, Chipping on 3rd set of doors in, Flaking on ACM pipe insulation and wood frame of 2nd set of doors in	Yes	Yes	Yes	Yes	Yes	Yes	Yes
650	2690	2	0	2-107	Circulation (Hallway)	Hallway outside Gym	W1	Chipping	Yes	Yes	Yes	Yes	Yes	Yes	Yes
651	2690	2	0	2-107	Circulation (Hallway)	Hallway outside Gym	W2	Cracking in corner of walls 1&2	Yes	Yes	Yes	Yes	Yes	Yes	Yes
652	2690	2	0	2-107	Circulation (Hallway)	Hallway outside Gym	W3	Chipping	Yes	Yes	Yes	Yes	Yes	Yes	Yes
653	2690	2	0	2-107	Circulation (Hallway)	Hallway outside Gym	W4	Cracking, Chipping	Yes	Yes	Yes	Yes	Yes	Yes	Yes
654	2690	1	0	H101	Circulation (Hallway)	Hallway outside Nurse's Office	Ceiling	Chipping on ceiling and metal duct, Flaking on ceiling, ACM pipe insulation, metal pipe, and metal duct	Yes	Yes	Yes	Yes	Yes	Yes	Yes
655	2690	1	0	H101	Circulation (Hallway)	Hallway outside Nurse's Office	Floor	Chipping along walls	Yes	Yes	Yes	Yes	Yes	Yes	Yes

Task ID	ULCS#	E l e m e n t	F l o o r	Space # (on Floor Plan)	Space Type	On Site Room Name	Component	Description of Paint and Plaster Damage (i.e. cracking, chipping, gouges, holes, flaking, spalling, efflorescence, significant moisture damage)	Warning signs posted at entrance to work area	Work area contained to prevent spread of dust and debris	All objects in the work area removed or covered (interiors)	HVAC ducts in the work area closed and covered (interiors)	Windows in the work area closed (interiors)	Doors in the work area closed and sealed (interiors)	Doors that must be used in the work area covered to allow passage but prevent spread of dust
656	2690	1	0	H101	Circulation (Hallway)	Hallway outside Nurse's Office	W1	Flaking on wall, metal duct, and bell	Yes	Yes	Yes	Yes	Yes	Yes	Yes
657	2690	1	0	H101	Circulation (Hallway)	Hallway outside Nurse's Office	W3	Flaking	Yes	Yes	Yes	Yes	Yes	Yes	Yes
658	2690	1	0	H103	Circulation (Hallway)	Hallway outside Storage Room 103-Classroom 104	Ceiling	Cracking on ACM pipe insulation, Flaking on and above metal duct	Yes	Yes	Yes	Yes	Yes	Yes	Yes
659	2690	1	0	H103	Circulation (Hallway)	Hallway outside Storage Room 103-Classroom 104	Floor	Chipping along walls	Yes	Yes	Yes	Yes	Yes	Yes	Yes
660	2690	1	0	H103	Circulation (Hallway)	Hallway outside Storage Room 103-Classroom 104	W1	Chipping	Yes	Yes	Yes	Yes	Yes	Yes	Yes
661	2690	1	0	H103	Circulation (Hallway)	Hallway outside Storage Room 103-Classroom 104	W2	Chipping, Staple Holes, Flaking	Yes	Yes	Yes	Yes	Yes	Yes	Yes
662	2690	1	0	H103	Circulation (Hallway)	Hallway outside Storage Room 103-Classroom 104	W4	Chipping on wall and metal jackets	Yes	Yes	Yes	Yes	Yes	Yes	Yes
663	2690	2	0	2-101	Kitchen	Kitchen	Ceiling		Yes	Yes	Yes	Yes	Yes	Yes	Yes
664	2690	2	0	2-101	Kitchen	Kitchen	Floor		Yes	Yes	Yes	Yes	Yes	Yes	Yes
665	2690	2	0	2-101	Kitchen	Kitchen	W1	Hole, Chipping on door and frame	Yes	Yes	Yes	Yes	Yes	Yes	Yes
666	2690	2	0	2-101	Kitchen	Kitchen	W2	Chipping on wall, doors, and frames	Yes	Yes	Yes	Yes	Yes	Yes	Yes
667	2690	2	0	2-101	Kitchen	Kitchen	W3	Chipping	Yes	Yes	Yes	Yes	Yes	Yes	Yes
668	2690	2	0	2-101	Kitchen	Kitchen	W4	Chipping	Yes	Yes	Yes	Yes	Yes	Yes	Yes
669	2690	2	0	2-103	Restrooms, Staff - Male/Female	Kitchen Restroom 115A	W1	Cracking, Chipping on wall and doorframe	Yes	Yes	Yes	Yes	Yes	Yes	Yes
670	2690	2	0	2-103	Restrooms, Staff - Male/Female	Kitchen Restroom 115A	W2	Chipping	Yes	Yes	Yes	Yes	Yes	Yes	Yes
671	2690	2	0	2-103	Restrooms, Staff - Male/Female	Kitchen Restroom 115A	W3	Cracking in corner of walls 3&4, Chipping	Yes	Yes	Yes	Yes	Yes	Yes	Yes
672	2690	2	0	2-103	Restrooms, Staff - Male/Female	Kitchen Restroom 115A	W4	Chipping	Yes	Yes	Yes	Yes	Yes	Yes	Yes
673	2690	2	0	2-102	Lockers - Female	Kitchen Staff Locker Room	W1	Chipping on doorframe	Yes	Yes	Yes	Yes	Yes	Yes	Yes
674	2690	2	0	2-102	Lockers - Female	Kitchen Staff Locker Room	W3	Cracking, Chipping	Yes	Yes	Yes	Yes	Yes	Yes	Yes
675	2690	2	0	2-102	Lockers - Female	Kitchen Staff Locker Room	W4	Chipping on lockers	Yes	Yes	Yes	Yes	Yes	Yes	Yes
676	2690	2	0	2-109	Restrooms, Staff - Male	Men's Restroom near Gym	W1	Chipping on door and frame, Flaking	Yes	Yes	Yes	Yes	Yes	Yes	Yes
677	2690	2	0	2-109	Restrooms, Staff - Male	Men's Restroom near Gym	W2	Flaking	Yes	Yes	Yes	Yes	Yes	Yes	Yes

Task ID	ULCS#	E l e m e n t	F l o o r	Space # (on Floor Plan)	Space Type	On Site Room Name	Component	Description of Paint and Plaster Damage (i.e. cracking, chipping, gouges, holes, flaking, spalling, efflorescence, significant moisture damage)	Warning signs posted at entrance to work area	Work area contained to prevent spread of dust and debris	All objects in the work area removed or covered (interiors)	HVAC ducts in the work area closed and covered (interiors)	Windows in the work area closed (interiors)	Doors in the work area closed and sealed (interiors)	Doors that must be used in the work area covered to allow passage but prevent spread of dust
678	2690	2	0	2-109	Restrooms, Staff - Male	Men's Restroom near Gym	W3	Flaking	Yes	Yes	Yes	Yes	Yes	Yes	Yes
679	2690	2	0	2-109	Restrooms, Staff - Male	Men's Restroom near Gym	W4	Flaking	Yes	Yes	Yes	Yes	Yes	Yes	Yes
680	2690	1	0	107D	Health Service Room	Nurse's Office 108	Ceiling	Cracking on ACM pipe insulation, Flaking on ceiling beams	Yes	Yes	Yes	Yes	Yes	Yes	Yes
681	2690	1	0	107D	Health Service Room	Nurse's Office 108	Floor		Yes	Yes	Yes	Yes	Yes	Yes	Yes
682	2690	1	0	107D	Health Service Room	Nurse's Office 108	W1	Chipping	Yes	Yes	Yes	Yes	Yes	Yes	Yes
683	2690	1	0	107D	Health Service Room	Nurse's Office 108	W2	Cracking, Chipping, Flaking	Yes	Yes	Yes	Yes	Yes	Yes	Yes
684	2690	1	0	107D	Health Service Room	Nurse's Office 108	W3	Cracking, Chipping, Hole, Efflorescence	Yes	Yes	Yes	Yes	Yes	Yes	Yes
685	2690	1	0	107D	Health Service Room	Nurse's Office 108	W4	Flaking	Yes	Yes	Yes	Yes	Yes	Yes	Yes
686	2690	1	0	107E	Student Restrooms - Male/Female	Nurse's Office 108 Restroom	Ceiling	Cracking on ACM pipe insulation, Flaking	Yes	Yes	Yes	Yes	Yes	Yes	Yes
687	2690	1	0	107E	Student Restrooms - Male/Female	Nurse's Office 108 Restroom	W1	Chipping on doorframe	Yes	Yes	Yes	Yes	Yes	Yes	Yes
688	2690	1	0	107E	Student Restrooms - Male/Female	Nurse's Office 108 Restroom	W2	Cracking, Holes, paint has been stabilized	Yes	Yes	Yes	Yes	Yes	Yes	Yes
689	2690	1	0	107E	Student Restrooms - Male/Female	Nurse's Office 108 Restroom	W3	Holes, paint has been stabilized, Flaking	Yes	Yes	Yes	Yes	Yes	Yes	Yes
690	2690	1	0	107C	Health Service Room	Nurse's Office 108 Waiting Area	Ceiling	Cracking on ACM pipe insulation, Holes on ceiling beams, Flaking on ceiling beams and metal ducts, some in cage	Yes	Yes	Yes	Yes	Yes	Yes	Yes
691	2690	1	0	107C	Health Service Room	Nurse's Office 108 Waiting Area	Floor		Yes	Yes	Yes	Yes	Yes	Yes	Yes
692	2690	1	0	107C	Health Service Room	Nurse's Office 108 Waiting Area	W1	Cracking, Chipping on wall and cove, Flaking, some in air shaft	Yes	Yes	Yes	Yes	Yes	Yes	Yes
693	2690	1	0	107C	Health Service Room	Nurse's Office 108 Waiting Area	W2	Chipping, Flaking	Yes	Yes	Yes	Yes	Yes	Yes	Yes
694	2690	1	0	107C	Health Service Room	Nurse's Office 108 Waiting Area	W3	Cracking, Chipping, Flaking on wall and metal jacket in cage, Efflorescence in cage	Yes	Yes	Yes	Yes	Yes	Yes	Yes
695	2690	1	0	107C	Health Service Room	Nurse's Office 108 Waiting Area	W4	Hole in cage, Flaking on wall in cage and on built in wood cabinets	Yes	Yes	Yes	Yes	Yes	Yes	Yes
696	2690	1	0	H103B	Closed Circuit Storage Area	Security Camera Room	Ceiling	Flaking	Yes	Yes	Yes	Yes	Yes	Yes	Yes
697	2690	1	0	H103B	Closed Circuit Storage Area	Security Camera Room	Floor		Yes	Yes	Yes	Yes	Yes	Yes	Yes
698	2690	1	0	H103B	Closed Circuit Storage Area	Security Camera Room	W1	Flaking on metal duct	Yes	Yes	Yes	Yes	Yes	Yes	Yes
699	2690	1	0	H103B	Closed Circuit Storage Area	Security Camera Room	W2		Yes	Yes	Yes	Yes	Yes	Yes	Yes

Task ID	ULCS#	E l e m e n t	F l o o r	Space # (on Floor Plan)	Space Type	On Site Room Name	Component	Description of Paint and Plaster Damage (i.e. cracking, chipping, gouges, holes, flaking, spalling, efflorescence, significant moisture damage)	Warning signs posted at entrance to work area	Work area contained to prevent spread of dust and debris	All objects in the work area removed or covered (interiors)	HVAC ducts in the work area closed and covered (interiors)	Windows in the work area closed (interiors)	Doors in the work area closed and sealed (interiors)	Doors that must be used in the work area covered to allow passage but prevent spread of dust
700	2690	1	0	H103B	Closed Circuit Storage Area	Security Camera Room	W3		Yes	Yes	Yes	Yes	Yes	Yes	Yes
701	2690	1	0	H103B	Closed Circuit Storage Area	Security Camera Room	W4		Yes	Yes	Yes	Yes	Yes	Yes	Yes
702	2690	1	0	107B	Storage	Security Office Closet	Ceiling	Cracking on ACM pipe insulation	N/A	N/A	N/A	N/A	N/A	N/A	N/A
703	2690	1	0	107B	Storage	Security Office Closet	Floor	Chipping	N/A	N/A	N/A	N/A	N/A	N/A	N/A
704	2690	1	0	107B	Storage	Security Office Closet	W1	Cracking, Holes	N/A	N/A	N/A	N/A	N/A	N/A	N/A
705	2690	1	0	107B	Storage	Security Office Closet	W2	Chipping on metal pipe, Holes, paint has been stabilized	N/A	N/A	N/A	N/A	N/A	N/A	N/A
706	2690	1	0	107B	Storage	Security Office Closet	W3	Holes, paint has been stabilized	N/A	N/A	N/A	N/A	N/A	N/A	N/A
707	2690	1	0	107B	Storage	Security Office Closet	W4	Flaking	N/A	N/A	N/A	N/A	N/A	N/A	N/A
708	2690	1	0	S3-100	Stairs	Stairwell across from Building Engineer's Office	Ceiling	Flaking	Yes	Yes	Yes	Yes	Yes	Yes	Yes
709	2690	1	0	S3-100	Stairs	Stairwell across from Building Engineer's Office	Floor		Yes	Yes	Yes	Yes	Yes	Yes	Yes
710	2690	1	0	S3A-100	Circulation (Hallway)	Stairwell across from Building Engineer's Office Vestibule	Ceiling	Flaking	Yes	Yes	Yes	Yes	Yes	Yes	Yes
711	2690	1	0	S3A-100	Circulation (Hallway)	Stairwell across from Building Engineer's Office Vestibule	Floor		Yes	Yes	Yes	Yes	Yes	Yes	Yes
712	2690	1	0	S3A-100	Circulation (Hallway)	Stairwell across from Building Engineer's Office Vestibule	W1	Chipping on door and frame	Yes	Yes	Yes	Yes	Yes	Yes	Yes
713	2690	1	0	S1-100	Stairs	Stairwell adjacent to Basement Boy's Restroom	Ceiling	Chipping	Yes	Yes	Yes	Yes	Yes	Yes	Yes
714	2690	1	0	S1-100	Stairs	Stairwell adjacent to Basement Boy's Restroom	W1	Flaking above pipes	Yes	Yes	Yes	Yes	Yes	Yes	Yes
715	2690	1	0	S1-100	Stairs	Stairwell adjacent to Basement Boy's Restroom	W2	Chipping on door and frame	Yes	Yes	Yes	Yes	Yes	Yes	Yes
716	2690	1	0	S1-100	Stairs	Stairwell adjacent to Basement Boy's Restroom	W3	Chipping on side of stairs	Yes	Yes	Yes	Yes	Yes	Yes	Yes
717	2690	1	0	S1A	Storage	Stairwell adjacent to Basement Boy's Restroom Closet	Ceiling	No Access							

Task ID	ULCS#	E l e m e n t	F l o o r	Space # (on Floor Plan)	Space Type	On Site Room Name	Component	Description of Paint and Plaster Damage (i.e. cracking, chipping, gouges, holes, flaking, spalling, efflorescence, significant moisture damage)	Warning signs posted at entrance to work area	Work area contained to prevent spread of dust and debris	All objects in the work area removed or covered (interiors)	HVAC ducts in the work area closed and covered (interiors)	Windows in the work area closed (interiors)	Doors in the work area closed and sealed (interiors)	Doors that must be used in the work area covered to allow passage but prevent spread of dust
718	2690	1	0	S1A	Storage	Stairwell adjacent to Basement Boy's Restroom Closet	Floor	No Access							
719	2690	1	0	S1A	Storage	Stairwell adjacent to Basement Boy's Restroom Closet	W1	No Access							
720	2690	1	0	S1A	Storage	Stairwell adjacent to Basement Boy's Restroom Closet	W2	No Access							
721	2690	1	0	S1A	Storage	Stairwell adjacent to Basement Boy's Restroom Closet	W3	No Access							
722	2690	1	0	S1A	Storage	Stairwell adjacent to Basement Boy's Restroom Closet	W4	No Access							
723	2690	1	0	S4-100	Stairs	Stairwell adjacent to Classroom 102	Ceiling	Flaking	Yes	Yes	Yes	Yes	Yes	Yes	Yes
724	2690	1	0	S4-100	Stairs	Stairwell adjacent to Classroom 102	Floor	Chipping on stairs	Yes	Yes	Yes	Yes	Yes	Yes	Yes
725	2690	1	0	S4-100	Stairs	Stairwell adjacent to Classroom 102	W2	Cracking, Chipping on doors and frame	Yes	Yes	Yes	Yes	Yes	Yes	Yes
726	2690	1	0	S4-100	Stairs	Stairwell adjacent to Classroom 102	W3	Hole, paint has been stabilized	Yes	Yes	Yes	Yes	Yes	Yes	Yes
727	2690	1	0	S2-100	Stairs	Stairwell adjacent to Nurse's Office	Ceiling	Flaking	Yes	Yes	Yes	Yes	Yes	Yes	Yes
728	2690	1	0	S2-100	Stairs	Stairwell adjacent to Nurse's Office	W1	Chipping on door and frame, Flaking	Yes	Yes	Yes	Yes	Yes	Yes	Yes
729	2690	1	0	S2-100	Stairs	Stairwell adjacent to Nurse's Office	W3	Chipping on doors and frame, including center doors, Holes, paint has been stabilized, Flaking paint on doors and frame	Yes	Yes	Yes	Yes	Yes	Yes	Yes
730	2690	1	0	S2A	Storage	Stairwell adjacent to Nurse's Office Closet	Ceiling	No Access							
731	2690	1	0	S2A	Storage	Stairwell adjacent to Nurse's Office Closet	Floor	No Access							
732	2690	1	0	S2A	Storage	Stairwell adjacent to Nurse's Office Closet	W1	No Access							
733	2690	1	0	S2A	Storage	Stairwell adjacent to Nurse's Office Closet	W2	No Access							
734	2690	1	0	S2A	Storage	Stairwell adjacent to Nurse's Office Closet	W3	No Access							
735	2690	1	0	S2A	Storage	Stairwell adjacent to Nurse's Office Closet	W4	No Access							
736	2690	1	0	100A	Storage	Storage Closet adjacent to Girl's Restroom	Ceiling	Flaking	Yes	Yes	Yes	Yes	Yes	Yes	Yes

Task ID	ULCS#	E l e m e n t	F l o o r	Space # (on Floor Plan)	Space Type	On Site Room Name	Component	Description of Paint and Plaster Damage (i.e. cracking, chipping, gouges, holes, flaking, spalling, efflorescence, significant moisture damage)	Warning signs posted at entrance to work area	Work area contained to prevent spread of dust and debris	All objects in the work area removed or covered (interiors)	HVAC ducts in the work area closed and covered (interiors)	Windows in the work area closed (interiors)	Doors in the work area closed and sealed (interiors)	Doors that must be used in the work area covered to allow passage but prevent spread of dust
737	2690	1	0	100A	Storage	Storage Closet adjacent to Girl's Restroom	Floor		Yes	Yes	Yes	Yes	Yes	Yes	Yes
738	2690	1	0	100A	Storage	Storage Closet adjacent to Girl's Restroom	W1	Flaking	Yes	Yes	Yes	Yes	Yes	Yes	Yes
739	2690	1	0	100A	Storage	Storage Closet adjacent to Girl's Restroom	W2		Yes	Yes	Yes	Yes	Yes	Yes	Yes
740	2690	1	0	100A	Storage	Storage Closet adjacent to Girl's Restroom	W3	Cracking, Chipping, Flaking	Yes	Yes	Yes	Yes	Yes	Yes	Yes
741	2690	1	0	100A	Storage	Storage Closet adjacent to Girl's Restroom	W4	Cracking, Chipping, Flaking	Yes	Yes	Yes	Yes	Yes	Yes	Yes
742	2690	1	0	103	Storage	Storage Room 103	Ceiling	Cracking on ACM pipe insulation	Yes	Yes	Yes	Yes	Yes	Yes	Yes
743	2690	1	0	103	Storage	Storage Room 103	W1	Cracking, Flaking	Yes	Yes	Yes	Yes	Yes	Yes	Yes
744	2690	1	0	103	Storage	Storage Room 103	W2	Chipping	Yes	Yes	Yes	Yes	Yes	Yes	Yes
745	2690	1	0	103	Storage	Storage Room 103	W3	Chipping, Flaking on metal jackets	Yes	Yes	Yes	Yes	Yes	Yes	Yes
746	2690	1	0	103	Storage	Storage Room 103	W4	Cracking	Yes	Yes	Yes	Yes	Yes	Yes	Yes
747	2690	1	0	H103C	Storage	Storage Room 300	Ceiling	Flaking on ceiling and metal duct	Yes	Yes	Yes	Yes	Yes	Yes	Yes
748	2690	1	0	H103C	Storage	Storage Room 300	Floor		Yes	Yes	Yes	Yes	Yes	Yes	Yes
749	2690	1	0	H103C	Storage	Storage Room 300	W1	Chipping, Gouges in sheetrock, Flaking on metal duct	Yes	Yes	Yes	Yes	Yes	Yes	Yes
750	2690	1	0	H103C	Storage	Storage Room 300	W2		Yes	Yes	Yes	Yes	Yes	Yes	Yes
751	2690	1	0	H103C	Storage	Storage Room 300	W3	Flaking	Yes	Yes	Yes	Yes	Yes	Yes	Yes
752	2690	1	0	H103C	Storage	Storage Room 300	W4	Gouges in sheetrock, Flaking	Yes	Yes	Yes	Yes	Yes	Yes	Yes
753	2690	1	0	H103A	Storage	Storage Room adjacent to Classroom 104	Ceiling	Flaking	Yes	Yes	Yes	Yes	Yes	Yes	Yes
754	2690	1	0	H103A	Storage	Storage Room adjacent to Classroom 104	Floor		Yes	Yes	Yes	Yes	Yes	Yes	Yes
755	2690	1	0	H103A	Storage	Storage Room adjacent to Classroom 104	W1	Flaking on metal duct	Yes	Yes	Yes	Yes	Yes	Yes	Yes
756	2690	1	0	H103A	Storage	Storage Room adjacent to Classroom 104	W2		Yes	Yes	Yes	Yes	Yes	Yes	Yes
757	2690	1	0	H103A	Storage	Storage Room adjacent to Classroom 104	W3		Yes	Yes	Yes	Yes	Yes	Yes	Yes

Task ID	ULCS#	Element	Floor	Space # (on Floor Plan)	Space Type	On Site Room Name	Component	Description of Paint and Plaster Damage (i.e. cracking, chipping, gouges, holes, flaking, spalling, efflorescence, significant moisture damage)	Floors in the work area covered with taped-down plastic (interiors)	Waste contained on-site and while being transported off-site	Work site properly cleaned after renovation	All chips and debris picked up, protective sheeting misted, folded dirty side inward, and taped for removal	Light lenses inspected (Y/N)	Surfaces above light fixtures inspected (Y/N)	Work area surfaces and objects cleaned using HEPA vacuum and/or wet cloths or mops (interior)
1	2690	1	3	411	Student Restrooms - Male (4-12)	3rd Floor Boy's Restroom	Ceiling	Flaking above missing ceiling tile	Yes	Yes	Yes	Yes	Yes	Yes	Yes
2	2690	1	3	411	Student Restrooms - Male (4-12)	3rd Floor Boy's Restroom	Floor	Chipping, Flaking	Yes	Yes	Yes	Yes	Yes	Yes	Yes
3	2690	1	3	411	Student Restrooms - Male (4-12)	3rd Floor Boy's Restroom	W1	Cracking	Yes	Yes	Yes	Yes	Yes	Yes	Yes
4	2690	1	3	411	Student Restrooms - Male (4-12)	3rd Floor Boy's Restroom	W2	Cracking, Chipping on transite, Efflorescence behind toilets	Yes	Yes	Yes	Yes	Yes	Yes	Yes
5	2690	1	3	411	Student Restrooms - Male (4-12)	3rd Floor Boy's Restroom	W3	Cracking	Yes	Yes	Yes	Yes	Yes	Yes	Yes
6	2690	1	3	411	Student Restrooms - Male (4-12)	3rd Floor Boy's Restroom	W4	Flaking on radiator, Efflorescence	Yes	Yes	Yes	Yes	Yes	Yes	Yes
7	2690	1	3	400	Primary	Classroom 400	Floor		Yes	Yes	Yes	Yes	Yes	Yes	Yes
8	2690	1	3	400	Primary	Classroom 400	W1	Cracking, Chipping, Gouge, Holes, paint has been stabilized on 2	Yes	Yes	Yes	Yes	Yes	Yes	Yes
9	2690	1	3	400	Primary	Classroom 400	W2	Cracking, Chipping, Flaking	Yes	Yes	Yes	Yes	Yes	Yes	Yes
10	2690	1	3	400	Primary	Classroom 400	W3	Chipping on wall and radiators, Holes on wall, paint has been stabilized, Holes behind radiator	Yes	Yes	Yes	Yes	Yes	Yes	Yes
11	2690	1	3	400	Primary	Classroom 400	W4	Cracking, Chipping on wall and metal pipe, Gouge, Holes, paint has been stabilized, Flaking on wall and metal pipe	Yes	Yes	Yes	Yes	Yes	Yes	Yes
12	2690	1	3	400A	Storage	Classroom 400 Closet	Ceiling	Hole above window	Yes	Yes	Yes	Yes	Yes	Yes	Yes
13	2690	1	3	400A	Storage	Classroom 400 Closet	Floor		Yes	Yes	Yes	Yes	Yes	Yes	Yes
14	2690	1	3	400A	Storage	Classroom 400 Closet	W1		Yes	Yes	Yes	Yes	Yes	Yes	Yes
15	2690	1	3	400A	Storage	Classroom 400 Closet	W2		Yes	Yes	Yes	Yes	Yes	Yes	Yes
16	2690	1	3	400A	Storage	Classroom 400 Closet	W3	Chipping on radiator, Flaking behind radiator	Yes	Yes	Yes	Yes	Yes	Yes	Yes
17	2690	1	3	400A	Storage	Classroom 400 Closet	W4	Cracking, Chipping	Yes	Yes	Yes	Yes	Yes	Yes	Yes
18	2690	1	3	401	Primary	Classroom 401	W1	Chipping, Hole, Flaking on old speaker	Yes	Yes	Yes	Yes	Yes	Yes	Yes
19	2690	1	3	401	Primary	Classroom 401	W2	Chipping	Yes	Yes	Yes	Yes	Yes	Yes	Yes
20	2690	1	3	401	Primary	Classroom 401	W3	Flaking on wall and behind radiator	Yes	Yes	Yes	Yes	Yes	Yes	Yes
21	2690	1	3	401	Primary	Classroom 401	W4	Hole	Yes	Yes	Yes	Yes	Yes	Yes	Yes

Task ID	ULCS#	Element	Floor	Space # (on Floor Plan)	Space Type	On Site Room Name	Component	Description of Paint and Plaster Damage (i.e. cracking, chipping, gouges, holes, flaking, spalling, efflorescence, significant moisture damage)	Floors in the work area covered with taped-down plastic (interiors)	Waste contained on-site and while being transported off-site	Work site properly cleaned after renovation	All chips and debris picked up, protective sheeting misted, folded dirty side inward, and taped for removal	Light lenses inspected (Y/N)	Surfaces above light fixtures inspected (Y/N)	Work area surfaces and objects cleaned using HEPA vacuum and/or wet cloths or mops (interior)
22	2690	1	3	401A	Storage	Classroom 401 Closet	Ceiling	No Access	Yes	Yes	Yes	Yes	Yes	Yes	Yes
23	2690	1	3	401A	Storage	Classroom 401 Closet	Floor	No Access	Yes	Yes	Yes	Yes	Yes	Yes	Yes
24	2690	1	3	401A	Storage	Classroom 401 Closet	W1	No Access	Yes	Yes	Yes	Yes	Yes	Yes	Yes
25	2690	1	3	401A	Storage	Classroom 401 Closet	W2	No Access	Yes	Yes	Yes	Yes	Yes	Yes	Yes
26	2690	1	3	401A	Storage	Classroom 401 Closet	W3	No Access	Yes	Yes	Yes	Yes	Yes	Yes	Yes
27	2690	1	3	401A	Storage	Classroom 401 Closet	W4	No Access	Yes	Yes	Yes	Yes	Yes	Yes	Yes
28	2690	1	3	402	Primary	Classroom 402	W1	Chipping	Yes	Yes	Yes	Yes	Yes	Yes	Yes
29	2690	1	3	402	Primary	Classroom 402	W2	Cracking, Chipping, Hole, Flaking	Yes	Yes	Yes	Yes	Yes	Yes	Yes
30	2690	1	3	402	Primary	Classroom 402	W3	Cracking, Chipping on radiators, Hole, paint has been stabilized, Flaking behind radiators, Efflorescence behind radiator	Yes	Yes	Yes	Yes	Yes	Yes	Yes
31	2690	1	3	402	Primary	Classroom 402	W4	Cracking, Chipping, Flaking	Yes	Yes	Yes	Yes	Yes	Yes	Yes
32	2690	1	3	402A	Storage	Classroom 402 Closet	Ceiling	No Access	Yes	Yes	Yes	Yes	Yes	Yes	Yes
33	2690	1	3	402A	Storage	Classroom 402 Closet	Floor	No Access	Yes	Yes	Yes	Yes	Yes	Yes	Yes
34	2690	1	3	402A	Storage	Classroom 402 Closet	W1	No Access	Yes	Yes	Yes	Yes	Yes	Yes	Yes
35	2690	1	3	402A	Storage	Classroom 402 Closet	W2	No Access	Yes	Yes	Yes	Yes	Yes	Yes	Yes
36	2690	1	3	402A	Storage	Classroom 402 Closet	W3	No Access	Yes	Yes	Yes	Yes	Yes	Yes	Yes
37	2690	1	3	402A	Storage	Classroom 402 Closet	W4	No Access	Yes	Yes	Yes	Yes	Yes	Yes	Yes
38	2690	1	3	403	Primary	Classroom 403	Ceiling	Flaking above 2nd closet entrance	Yes	Yes	Yes	Yes	Yes	Yes	Yes
39	2690	1	3	403	Primary	Classroom 403	W1	Cracking in air shaft, Chipping, Hole, paint has been stabilized	Yes	Yes	Yes	Yes	Yes	Yes	Yes
40	2690	1	3	403	Primary	Classroom 403	W3	Chipping on radiators, Hole, paint has been stabilized, Hole behind radiator, Flaking behind radiator	Yes	Yes	Yes	Yes	Yes	Yes	Yes
41	2690	1	3	403	Primary	Classroom 403	W4	Chipping, Flaking on door	Yes	Yes	Yes	Yes	Yes	Yes	Yes
42	2690	1	3	403A	Storage	Classroom 403 Closet	Ceiling		Yes	Yes	Yes	Yes	Yes	Yes	Yes
43	2690	1	3	403A	Storage	Classroom 403 Closet	Floor		Yes	Yes	Yes	Yes	Yes	Yes	Yes
44	2690	1	3	403A	Storage	Classroom 403 Closet	W1	Hole	Yes	Yes	Yes	Yes	Yes	Yes	Yes
45	2690	1	3	403A	Storage	Classroom 403 Closet	W2		Yes	Yes	Yes	Yes	Yes	Yes	Yes

Task ID	ULCS#	E l e m e n t	F l o o r	Space # (on Floor Plan)	Space Type	On Site Room Name	Component	Description of Paint and Plaster Damage (i.e. cracking, chipping, gouges, holes, flaking, spalling, efflorescence, significant moisture damage)	Floors in the work area covered with taped-down plastic (interiors)	Waste contained on-site and while being transported off-site	Work site properly cleaned after renovation	All chips and debris picked up, protective sheeting misted, folded dirty side inward, and taped for removal	Light lenses inspected (Y/N)	Surfaces above light fixtures inspected (Y/N)	Work area surfaces and objects cleaned using HEPA vacuum and/or wet cloths or mops (interior)
46	2690	1	3	403A	Storage	Classroom 403 Closet	W3	Cracking	Yes	Yes	Yes	Yes	Yes	Yes	Yes
47	2690	1	3	403A	Storage	Classroom 403 Closet	W4		Yes	Yes	Yes	Yes	Yes	Yes	Yes
48	2690	1	3	404	Primary	Classroom 404	W1	Cracking, some in air shaft, Chipping, Holes							
49	2690	1	3	404	Primary	Classroom 404	W3	Chipping on radiators, Flaking behind radiators							
50	2690	1	3	404A	Storage	Classroom 404 Closet	Ceiling								
51	2690	1	3	404A	Storage	Classroom 404 Closet	Floor								
52	2690	1	3	404A	Storage	Classroom 404 Closet	W1								
53	2690	1	3	404A	Storage	Classroom 404 Closet	W2								
54	2690	1	3	404A	Storage	Classroom 404 Closet	W3	Cracking							
55	2690	1	3	404A	Storage	Classroom 404 Closet	W4	Chipping							
56	2690	1	3	405	Primary	Classroom 405	W1	Cracking, Chipping, Flaking							
57	2690	1	3	405	Primary	Classroom 405	W2	Cracking, Chipping, Holes, paint has been stabilized							
58	2690	1	3	405	Primary	Classroom 405	W3	Hole, paint has been stabilized, Flaking behind radiator							
59	2690	1	3	405A	Storage	Classroom 405 Closet	Ceiling								
60	2690	1	3	405A	Storage	Classroom 405 Closet	Floor								
61	2690	1	3	405A	Storage	Classroom 405 Closet	W1								
62	2690	1	3	405A	Storage	Classroom 405 Closet	W2	Cracking							
63	2690	1	3	405A	Storage	Classroom 405 Closet	W3	Cracking, Hole, paint has been stabilized							
64	2690	1	3	405A	Storage	Classroom 405 Closet	W4	Cracking, Chipping, Flaking							
65	2690	1	3	406	Primary	Classroom 406	W1	Cracking, Chipping, Holes, paint has been stabilized on 1, Flaking in air shaft	Yes	Yes	Yes	Yes	Yes	Yes	Yes
66	2690	1	3	406	Primary	Classroom 406	W2	Cracking, Chipping on wall and metal pipe	Yes	Yes	Yes	Yes	Yes	Yes	Yes
67	2690	1	3	406	Primary	Classroom 406	W3	Cracking behind shelf, Chipping on radiators, Hole, Efflorescence behind radiator	Yes	Yes	Yes	Yes	Yes	Yes	Yes
68	2690	1	3	406	Primary	Classroom 406	W4	Cracking, Chipping, Holes, paint has been stabilized	Yes	Yes	Yes	Yes	Yes	Yes	Yes
69	2690	1	3	406A	Storage	Classroom 406 Closet	Ceiling		Yes	Yes	Yes	Yes	Yes	Yes	Yes
70	2690	1	3	406A	Storage	Classroom 406 Closet	Floor		Yes	Yes	Yes	Yes	Yes	Yes	Yes
71	2690	1	3	406A	Storage	Classroom 406 Closet	W1	Hole, paint has been stabilized	Yes	Yes	Yes	Yes	Yes	Yes	Yes

Task ID	ULCS#	E l e m e n t	F l o o r	Space # (on Floor Plan)	Space Type	On Site Room Name	Component	Description of Paint and Plaster Damage (i.e. cracking, chipping, gouges, holes, flaking, spalling, efflorescence, significant moisture damage)	Floors in the work area covered with taped-down plastic (interiors)	Waste contained on-site and while being transported off-site	Work site properly cleaned after renovation	All chips and debris picked up, protective sheeting misted, folded dirty side inward, and taped for removal	Light lenses inspected (Y/N)	Surfaces above light fixtures inspected (Y/N)	Work area surfaces and objects cleaned using HEPA vacuum and/or wet cloths or mops (interior)
72	2690	1	3	406A	Storage	Classroom 406 Closet	W2		Yes	Yes	Yes	Yes	Yes	Yes	Yes
73	2690	1	3	406A	Storage	Classroom 406 Closet	W3	Cracking, Hole, paint has been stabilized	Yes	Yes	Yes	Yes	Yes	Yes	Yes
74	2690	1	3	406A	Storage	Classroom 406 Closet	W4	Cracking, Holes, paint has been stabilized, Flaking	Yes	Yes	Yes	Yes	Yes	Yes	Yes
75	2690	1	3	407	Primary	Classroom 407	Ceiling	Flaking by entrance	Yes	Yes	Yes	Yes	Yes	Yes	Yes
76	2690	1	3	407	Primary	Classroom 407	W1	Chipping	Yes	Yes	Yes	Yes	Yes	Yes	Yes
77	2690	1	3	407	Primary	Classroom 407	W2	Chipping, Efflorescence	Yes	Yes	Yes	Yes	Yes	Yes	Yes
78	2690	1	3	407	Primary	Classroom 407	W3	Cracking, Chipping on radiators, Flaking behind radiators, Efflorescence	Yes	Yes	Yes	Yes	Yes	Yes	Yes
79	2690	1	3	407	Primary	Classroom 407	W4	Cracking, Chipping, Flaking	Yes	Yes	Yes	Yes	Yes	Yes	Yes
80	2690	1	3	407A	Storage	Classroom 407 Closet	Floor		Yes	Yes	Yes	Yes	Yes	Yes	Yes
81	2690	1	3	407A	Storage	Classroom 407 Closet	W2	Cracking, Holes, Flaking, Coat hooks pulling off wall	Yes	Yes	Yes	Yes	Yes	Yes	Yes
82	2690	1	3	407A	Storage	Classroom 407 Closet	W3	Cracking, Chipping on radiator, Efflorescence	Yes	Yes	Yes	Yes	Yes	Yes	Yes
83	2690	1	3	407A	Storage	Classroom 407 Closet	W4	Cracking, Flaking	Yes	Yes	Yes	Yes	Yes	Yes	Yes
84	2690	1	3	408	Primary	Classroom 408	W1	Chipping, Holes, paint has been stabilized	Yes	Yes	Yes	Yes	Yes	Yes	Yes
85	2690	1	3	408	Primary	Classroom 408	W2	Chipping, Gouges, Hole, paint has been stabilized	Yes	Yes	Yes	Yes	Yes	Yes	Yes
86	2690	1	3	408	Primary	Classroom 408	W3	Chipping on wall and radiators, Holes, paint has been stabilized, Flaking behind radiators	Yes	Yes	Yes	Yes	Yes	Yes	Yes
87	2690	1	3	408	Primary	Classroom 408	W4	Chipping, Holes, paint has been stabilized	Yes	Yes	Yes	Yes	Yes	Yes	Yes
88	2690	1	3	408A	Storage	Classroom 408 Closet	Ceiling		Yes	Yes	Yes	Yes	Yes	Yes	Yes
89	2690	1	3	408A	Storage	Classroom 408 Closet	Floor		Yes	Yes	Yes	Yes	Yes	Yes	Yes
90	2690	1	3	408A	Storage	Classroom 408 Closet	W1	Cracking, Flaking	Yes	Yes	Yes	Yes	Yes	Yes	Yes
91	2690	1	3	408A	Storage	Classroom 408 Closet	W2	Cracking, Flaking	Yes	Yes	Yes	Yes	Yes	Yes	Yes
92	2690	1	3	408A	Storage	Classroom 408 Closet	W3	Chipping, Flaking	Yes	Yes	Yes	Yes	Yes	Yes	Yes
93	2690	1	3	408A	Storage	Classroom 408 Closet	W4	Flaking	Yes	Yes	Yes	Yes	Yes	Yes	Yes
94	2690	1	3	409	Primary	Classroom 409	Ceiling	Flaking outside Closet	Yes	Yes	Yes	Yes	Yes	Yes	Yes
95	2690	1	3	409	Primary	Classroom 409	W1	Chipping, Holes, paint has been stabilized	Yes	Yes	Yes	Yes	Yes	Yes	Yes
96	2690	1	3	409	Primary	Classroom 409	W2	Chipping, Hole, paint has been stabilized	Yes	Yes	Yes	Yes	Yes	Yes	Yes

Task ID	ULCS#	E l e m e n t	F l o o r	Space # (on Floor Plan)	Space Type	On Site Room Name	Component	Description of Paint and Plaster Damage (i.e. cracking, chipping, gouges, holes, flaking, spalling, efflorescence, significant moisture damage)	Floors in the work area covered with taped-down plastic (interiors)	Waste contained on-site and while being transported off-site	Work site properly cleaned after renovation	All chips and debris picked up, protective sheeting misted, folded dirty side inward, and taped for removal	Light lenses inspected (Y/N)	Surfaces above light fixtures inspected (Y/N)	Work area surfaces and objects cleaned using HEPA vacuum and/or wet cloths or mops (interior)
97	2690	1	3	409	Primary	Classroom 409	W3	Chipping on radiators, Holes, paint has been stabilized, Holes behind radiator	Yes	Yes	Yes	Yes	Yes	Yes	Yes
98	2690	1	3	409	Primary	Classroom 409	W4	Cracking, Chipping, Flaking	Yes	Yes	Yes	Yes	Yes	Yes	Yes
99	2690	1	3	409A	Storage	Classroom 409 Closet	W1	Hole	Yes	Yes	Yes	Yes	Yes	Yes	Yes
100	2690	1	3	409A	Storage	Classroom 409 Closet	W2	Cracking, Flaking	Yes	Yes	Yes	Yes	Yes	Yes	Yes
101	2690	1	3	409A	Storage	Classroom 409 Closet	W3	Flaking behind radiator	Yes	Yes	Yes	Yes	Yes	Yes	Yes
102	2690	1	3	409A	Storage	Classroom 409 Closet	W4	Gouge, Flaking, Coat hooks pulling off wall	Yes	Yes	Yes	Yes	Yes	Yes	Yes
103	2690	1	3	410	Primary	Classroom 410	Floor		Yes	Yes	Yes	Yes	Yes	Yes	Yes
104	2690	1	3	410	Primary	Classroom 410	W1	Cracking, Chipping, Holes, paint has been stabilized on 1	Yes	Yes	Yes	Yes	Yes	Yes	Yes
105	2690	1	3	410	Primary	Classroom 410	W2	Chipping	Yes	Yes	Yes	Yes	Yes	Yes	Yes
106	2690	1	3	410	Primary	Classroom 410	W3	Chipping on wall and radiators, flaking on wall and metal pipe, Efflorescence	Yes	Yes	Yes	Yes	Yes	Yes	Yes
107	2690	1	3	410	Primary	Classroom 410	W4	Chipping, Flaking	Yes	Yes	Yes	Yes	Yes	Yes	Yes
108	2690	1	3	410A	Storage	Classroom 410 Closet	W1	Holes, paint has been stabilized on 2, Flaking	Yes	Yes	Yes	Yes	Yes	Yes	Yes
109	2690	1	3	410A	Storage	Classroom 410 Closet	W2	Holes, paint has been stabilized	Yes	Yes	Yes	Yes	Yes	Yes	Yes
110	2690	1	3	410A	Storage	Classroom 410 Closet	W3	Chipping on wall and metal pipe, Gouge, Flaking	Yes	Yes	Yes	Yes	Yes	Yes	Yes
111	2690	1	3	410A	Storage	Classroom 410 Closet	W4	Chipping on radiator, Flaking behind radiator	Yes	Yes	Yes	Yes	Yes	Yes	Yes
112	2690	1	3	S5-400	Stairs, Fire Tower	Fire Tower across from Classroom 400	Ceiling	Cracking	Yes	Yes	Yes	Yes	Yes	Yes	Yes
113	2690	1	3	S5-400	Stairs, Fire Tower	Fire Tower across from Classroom 400	Floor		Yes	Yes	Yes	Yes	Yes	Yes	Yes
114	2690	1	3	S5-400	Stairs, Fire Tower	Fire Tower across from Classroom 400	W1	Cracking, Efflorescence	Yes	Yes	Yes	Yes	Yes	Yes	Yes
115	2690	1	3	S5-400	Stairs, Fire Tower	Fire Tower across from Classroom 400	W2	Cracking, Efflorescence	Yes	Yes	Yes	Yes	Yes	Yes	Yes
116	2690	1	3	S5-400	Stairs, Fire Tower	Fire Tower across from Classroom 400	W3	Chipping on doors and doorframe	Yes	Yes	Yes	Yes	Yes	Yes	Yes
117	2690	1	3	S5-400	Stairs, Fire Tower	Fire Tower across from Classroom 400	W4	Cracking	Yes	Yes	Yes	Yes	Yes	Yes	Yes
118	2690	1	3	S3-400	Stairs, Fire Tower	Fire Tower across from Classrooms 404-405	Ceiling	No Access							
119	2690	1	3	S3-400	Stairs, Fire Tower	Fire Tower across from Classrooms 404-405	Floor	No Access							

Task ID	ULCS#	Element	Floor	Space # (on Floor Plan)	Space Type	On Site Room Name	Component	Description of Paint and Plaster Damage (i.e. cracking, chipping, gouges, holes, flaking, spalling, efflorescence, significant moisture damage)	Floors in the work area covered with taped-down plastic (interiors)	Waste contained on-site and while being transported off-site	Work site properly cleaned after renovation	All chips and debris picked up, protective sheeting misted, folded dirty side inward, and taped for removal	Light lenses inspected (Y/N)	Surfaces above light fixtures inspected (Y/N)	Work area surfaces and objects cleaned using HEPA vacuum and/or wet cloths or mops (interior)
120	2690	1	3	S3-400	Stairs, Fire Tower	Fire Tower across from Classrooms 404-405	W1	No Access							
121	2690	1	3	S3-400	Stairs, Fire Tower	Fire Tower across from Classrooms 404-405	W2	No Access							
122	2690	1	3	S3-400	Stairs, Fire Tower	Fire Tower across from Classrooms 404-405	W3	No Access							
123	2690	1	3	S3-400	Stairs, Fire Tower	Fire Tower across from Classrooms 404-405	W4	No Access							
124	2690	1	3	H402	Circulation (Hallway)	Hallway outside Classrooms 400-401	W1	Chipping on radiators, Holes, paint has been stabilized, Efflorescence	Yes	Yes	Yes	Yes	Yes	Yes	Yes
125	2690	1	3	H402	Circulation (Hallway)	Hallway outside Classrooms 400-401	W2	Chipping on doors and doorframe	Yes	Yes	Yes	Yes	Yes	Yes	Yes
126	2690	1	3	H402	Circulation (Hallway)	Hallway outside Classrooms 400-401	W3	Chipping on metal jackets, Holes, paint has been stabilized	Yes	Yes	Yes	Yes	Yes	Yes	Yes
127	2690	1	3	H400	Circulation (Hallway)	Hallway outside Classrooms 403-406	W2	Cracking, Chipping on wall, metal pipe, and radiators, Holes, paint has been stabilized on 8, Flaking	Yes	Yes	Yes	Yes	Yes	Yes	Yes
128	2690	1	3	H400	Circulation (Hallway)	Hallway outside Classrooms 403-406	W3	Chipping, Hole, paint has been stabilized	Yes	Yes	Yes	Yes	Yes	Yes	Yes
129	2690	1	3	H400	Circulation (Hallway)	Hallway outside Classrooms 403-406	W4	Chipping on metal jackets, Holes, paint has been stabilized, Efflorescence	Yes	Yes	Yes	Yes	Yes	Yes	Yes
130	2690	1	3	H401	Circulation (Hallway)	Hallway outside Classrooms 408-409	W1	Chipping, Holes, paint has been stabilized, Flaking	Yes	Yes	Yes	Yes	Yes	Yes	Yes
131	2690	1	3	H401	Circulation (Hallway)	Hallway outside Classrooms 408-409	W3	Cracking, Chipping, Flaking	Yes	Yes	Yes	Yes	Yes	Yes	Yes
132	2690	1	3	H401	Circulation (Hallway)	Hallway outside Classrooms 408-409	W4	Cracking, Chipping	Yes	Yes	Yes	Yes	Yes	Yes	Yes
133	2690	1	3	S4-400	Stairs	Stairwell adjacent to Classroom 402	Ceiling	Flaking	Yes	Yes	Yes	Yes	Yes	Yes	Yes
134	2690	1	3	S4-400	Stairs	Stairwell adjacent to Classroom 402	Floor	Chipping on stairs, cove, and railings	Yes	Yes	Yes	Yes	Yes	Yes	Yes
135	2690	1	3	S4-400	Stairs	Stairwell adjacent to Classroom 402	W1	Chipping on wall, doors, and doorframe, Hole, Flaking, Spalling	Yes	Yes	Yes	Yes	Yes	Yes	Yes
136	2690	1	3	S4-400	Stairs	Stairwell adjacent to Classroom 402	W2	Cracking, Flaking on wall and side of stairs, Spalling	Yes	Yes	Yes	Yes	Yes	Yes	Yes
137	2690	1	3	S4-400	Stairs	Stairwell adjacent to Classroom 402	W3	Cracking	Yes	Yes	Yes	Yes	Yes	Yes	Yes
138	2690	1	3	S4-400	Stairs	Stairwell adjacent to Classroom 402	W4	Cracking, Chipping, Flaking	Yes	Yes	Yes	Yes	Yes	Yes	Yes

Task ID	ULCS#	E l e m e n t	F l o o r	Space # (on Floor Plan)	Space Type	On Site Room Name	Component	Description of Paint and Plaster Damage (i.e. cracking, chipping, gouges, holes, flaking, spalling, efflorescence, significant moisture damage)	Floors in the work area covered with taped-down plastic (interiors)	Waste contained on-site and while being transported off-site	Work site properly cleaned after renovation	All chips and debris picked up, protective sheeting misted, folded dirty side inward, and taped for removal	Light lenses inspected (Y/N)	Surfaces above light fixtures inspected (Y/N)	Work area surfaces and objects cleaned using HEPA vacuum and/or wet cloths or mops (interior)
139	2690	1	3	S2-400	Stairs	Stairwell adjacent to Classroom 407	Floor	Chipping on stairs, cove, and railings	Yes	Yes	Yes	Yes	Yes	Yes	Yes
140	2690	1	3	S2-400	Stairs	Stairwell adjacent to Classroom 407	W1	Cracking	Yes	Yes	Yes	Yes	Yes	Yes	Yes
141	2690	1	3	S2-400	Stairs	Stairwell adjacent to Classroom 407	W2	Cracking, Chipping, Flaking	Yes	Yes	Yes	Yes	Yes	Yes	Yes
142	2690	1	3	S2-400	Stairs	Stairwell adjacent to Classroom 407	W3	Chipping on wall, doors, and doorframe. Holes, paint has been stabilized	Yes	Yes	Yes	Yes	Yes	Yes	Yes
143	2690	1	3	S2-400	Stairs	Stairwell adjacent to Classroom 407	W4	Chipping, Flaking	Yes	Yes	Yes	Yes	Yes	Yes	Yes
144	2690	1	3	S1-400	Stairs	Stairwell adjacent to Classroom 409	Floor	Chipping on stairs, cove, and railings	Yes	Yes	Yes	Yes	Yes	Yes	Yes
145	2690	1	3	S1-400	Stairs	Stairwell adjacent to Classroom 409	W1	Cracking, Holes, Flaking	Yes	Yes	Yes	Yes	Yes	Yes	Yes
146	2690	1	3	S1-400	Stairs	Stairwell adjacent to Classroom 409	W2	Cracking, Chipping on wall, door and doorframe	Yes	Yes	Yes	Yes	Yes	Yes	Yes
147	2690	1	3	S1-400	Stairs	Stairwell adjacent to Classroom 409	W3	Cracking, Flaking	Yes	Yes	Yes	Yes	Yes	Yes	Yes
148	2690	1	3	S1-400	Stairs	Stairwell adjacent to Classroom 409	W4	Cracking, Chipping on radiator, Hole	Yes	Yes	Yes	Yes	Yes	Yes	Yes
149	2690	1	3	S2-500	Stairs	Stairwell to Attic	Ceiling	Efflorescence	Yes	Yes	Yes	Yes	Yes	Yes	Yes
150	2690	1	3	S2-500	Stairs	Stairwell to Attic	Floor	Chipping on railings	Yes	Yes	Yes	Yes	Yes	Yes	Yes
151	2690	1	3	S2-500	Stairs	Stairwell to Attic	W1	Flaking, Efflorescence	Yes	Yes	Yes	Yes	Yes	Yes	Yes
152	2690	1	3	S2-500	Stairs	Stairwell to Attic	W2	Cracking, Flaking	Yes	Yes	Yes	Yes	Yes	Yes	Yes
153	2690	1	3	S2-500	Stairs	Stairwell to Attic	W3	Cracking	Yes	Yes	Yes	Yes	Yes	Yes	Yes
154	2690	1	3	500	Storage	Storage Room 500	Ceiling	Holes, paint has been stabilized, Flaking	Yes	Yes	Yes	Yes	Yes	Yes	Yes
155	2690	1	3	500	Storage	Storage Room 500	Floor		Yes	Yes	Yes	Yes	Yes	Yes	Yes
156	2690	1	3	500	Storage	Storage Room 500	W1	Chipping, Flaking	Yes	Yes	Yes	Yes	Yes	Yes	Yes
157	2690	1	3	500	Storage	Storage Room 500	W2	Chipping on radiator, Gouge, Holes, paint has been stabilized	Yes	Yes	Yes	Yes	Yes	Yes	Yes
158	2690	1	3	500	Storage	Storage Room 500	W4	Cracking, Chipping, Hole, paint has been stabilized, Flaking	Yes	Yes	Yes	Yes	Yes	Yes	Yes
159	2690	1	2	313	Student Restrooms - Female (4-12)	2nd Floor Girl's Restroom	Ceiling	Cracking	Yes	Yes	Yes	Yes	Yes	Yes	Yes
160	2690	1	2	313	Student Restrooms - Female (4-12)	2nd Floor Girl's Restroom	Floor	Chipping on transite stalls	Yes	Yes	Yes	Yes	Yes	Yes	Yes
161	2690	1	2	313	Student Restrooms - Female (4-12)	2nd Floor Girl's Restroom	W1	Cracking, Spalling	Yes	Yes	Yes	Yes	Yes	Yes	Yes
162	2690	1	2	313	Student Restrooms - Female (4-12)	2nd Floor Girl's Restroom	W2	Cracking	Yes	Yes	Yes	Yes	Yes	Yes	Yes

Task ID	ULCS#	E l e m e n t	F l o o r	Space # (on Floor Plan)	Space Type	On Site Room Name	Component	Description of Paint and Plaster Damage (i.e. cracking, chipping, gouges, holes, flaking, spalling, efflorescence, significant moisture damage)	Floors in the work area covered with taped-down plastic (interiors)	Waste contained on-site and while being transported off-site	Work site properly cleaned after renovation	All chips and debris picked up, protective sheeting misted, folded dirty side inward, and taped for removal	Light lenses inspected (Y/N)	Surfaces above light fixtures inspected (Y/N)	Work area surfaces and objects cleaned using HEPA vacuum and/or wet cloths or mops (interior)
163	2690	1	2	313	Student Restrooms - Female (4-12)	2nd Floor Girl's Restroom	W3	Cracking, Chipping on radiator, Flaking	Yes	Yes	Yes	Yes	Yes	Yes	Yes
164	2690	1	2	315A	Restrooms, Staff - Male	2nd Floor Men's Restroom	Ceiling	Cracking	Yes	Yes	Yes	Yes	Yes	Yes	Yes
165	2690	1	2	315A	Restrooms, Staff - Male	2nd Floor Men's Restroom	W1	Chipping on doorframe	Yes	Yes	Yes	Yes	Yes	Yes	Yes
166	2690	1	2	315A	Restrooms, Staff - Male	2nd Floor Men's Restroom	W2	Chipping on transite, Holes, paint has been stabilized	Yes	Yes	Yes	Yes	Yes	Yes	Yes
167	2690	1	2	315A	Restrooms, Staff - Male	2nd Floor Men's Restroom	W3	Cracking, Chipping on radiator, Holes, paint has been stabilized	Yes	Yes	Yes	Yes	Yes	Yes	Yes
168	2690	1	2	315A	Restrooms, Staff - Male	2nd Floor Men's Restroom	W4	Cracking, Holes, paint has been stabilized	Yes	Yes	Yes	Yes	Yes	Yes	Yes
169	2690	1	2	311	Restrooms, Staff - Female	2nd Floor Women's Restroom	Ceiling	Chipping on transite, Flaking on metal pipe	Yes	Yes	Yes	Yes	Yes	Yes	Yes
170	2690	1	2	311	Restrooms, Staff - Female	2nd Floor Women's Restroom	W1	Holes, paint has been stabilized	Yes	Yes	Yes	Yes	Yes	Yes	Yes
171	2690	1	2	311	Restrooms, Staff - Female	2nd Floor Women's Restroom	W2	Holes, paint has been stabilized	Yes	Yes	Yes	Yes	Yes	Yes	Yes
172	2690	1	2	311	Restrooms, Staff - Female	2nd Floor Women's Restroom	W3	Holes, paint has been stabilized, Flaking on metal pipe	Yes	Yes	Yes	Yes	Yes	Yes	Yes
173	2690	1	2	311	Restrooms, Staff - Female	2nd Floor Women's Restroom	W4	Chipping on radiator, Holes, paint has been stabilized, Flaking on radiator heat shield	Yes	Yes	Yes	Yes	Yes	Yes	Yes
174	2690	1	2	300	Primary	Classroom 300	W1	Cracking, Chipping	N/A	N/A	N/A	N/A	N/A	N/A	N/A
175	2690	1	2	300	Primary	Classroom 300	W2	Cracking, Chipping, Holes, Flaking	N/A	N/A	N/A	N/A	N/A	N/A	N/A
176	2690	1	2	300	Primary	Classroom 300	W3	Cracking, Chipping on wall and radiator	N/A	N/A	N/A	N/A	N/A	N/A	N/A
177	2690	1	2	300	Primary	Classroom 300	W4	Cracking, Chipping, Flaking	N/A	N/A	N/A	N/A	N/A	N/A	N/A
178	2690	1	2	300A	Storage	Classroom 300 Closet	W2	Cracking, Chipping on cove	N/A	N/A	N/A	N/A	N/A	N/A	N/A
179	2690	1	2	300A	Storage	Classroom 300 Closet	W3	Chipping on radiator, Flaking	N/A	N/A	N/A	N/A	N/A	N/A	N/A
180	2690	1	2	300A	Storage	Classroom 300 Closet	W4	Cracking, Chipping on wall and cove, Holes, paint has been stabilized	N/A	N/A	N/A	N/A	N/A	N/A	N/A
181	2690	1	2	301	Primary	Classroom 301	W1	Chipping, Holes, paint has been stabilized	N/A	N/A	N/A	N/A	N/A	N/A	N/A

Task ID	ULCS#	E l e m e n t	F l o o r	Space # (on Floor Plan)	Space Type	On Site Room Name	Component	Description of Paint and Plaster Damage (i.e. cracking, chipping, gouges, holes, flaking, spalling, efflorescence, significant moisture damage)	Floors in the work area covered with taped-down plastic (interiors)	Waste contained on-site and while being transported off-site	Work site properly cleaned after renovation	All chips and debris picked up, protective sheeting misted, folded dirty side inward, and taped for removal	Light lenses inspected (Y/N)	Surfaces above light fixtures inspected (Y/N)	Work area surfaces and objects cleaned using HEPA vacuum and/or wet cloths or mops (interior)
182	2690	1	2	301	Primary	Classroom 301	W2	Chipping	N/A	N/A	N/A	N/A	N/A	N/A	N/A
183	2690	1	2	301	Primary	Classroom 301	W3	Chipping on radiators, Holes, paint has been stabilized, Efflorescence, Significant Moisture Damage behind radiator	N/A	N/A	N/A	N/A	N/A	N/A	N/A
184	2690	1	2	301	Primary	Classroom 301	W4	Chipping	N/A	N/A	N/A	N/A	N/A	N/A	N/A
185	2690	1	2	301A	Storage	Classroom 301 Closet	W1	Cracking, Flaking	N/A	N/A	N/A	N/A	N/A	N/A	N/A
186	2690	1	2	301A	Storage	Classroom 301 Closet	W2	Cracking, Flaking on metal pipe	N/A	N/A	N/A	N/A	N/A	N/A	N/A
187	2690	1	2	301A	Storage	Classroom 301 Closet	W3	Hole	N/A	N/A	N/A	N/A	N/A	N/A	N/A
188	2690	1	2	301A	Storage	Classroom 301 Closet	W4	Cracking, Chipping, Flaking	N/A	N/A	N/A	N/A	N/A	N/A	N/A
189	2690	1	2	302	Primary	Classroom 302	W1	Cracking, Chipping	Yes	Yes	Yes	Yes	Yes	Yes	Yes
190	2690	1	2	302	Primary	Classroom 302	W2	Cracking, Chipping on wall and door	Yes	Yes	Yes	Yes	Yes	Yes	Yes
191	2690	1	2	302	Primary	Classroom 302	W3	Cracking, Chipping on radiators and plastic jacket, Flaking behind radiators	Yes	Yes	Yes	Yes	Yes	Yes	Yes
192	2690	1	2	302	Primary	Classroom 302	W4	Cracking, Chipping	Yes	Yes	Yes	Yes	Yes	Yes	Yes
193	2690	1	2	302A	Storage	Classroom 302 Closet	Ceiling		Yes	Yes	Yes	Yes	Yes	Yes	Yes
194	2690	1	2	302A	Storage	Classroom 302 Closet	Floor		Yes	Yes	Yes	Yes	Yes	Yes	Yes
195	2690	1	2	302A	Storage	Classroom 302 Closet	W1		Yes	Yes	Yes	Yes	Yes	Yes	Yes
196	2690	1	2	302A	Storage	Classroom 302 Closet	W2	Cracking, Flaking	Yes	Yes	Yes	Yes	Yes	Yes	Yes
197	2690	1	2	302A	Storage	Classroom 302 Closet	W3	Chipping on radiator, Flaking behind radiator	Yes	Yes	Yes	Yes	Yes	Yes	Yes
198	2690	1	2	302A	Storage	Classroom 302 Closet	W4	Holes, paint has been stabilized	Yes	Yes	Yes	Yes	Yes	Yes	Yes
199	2690	1	2	303	Primary	Classroom 303	W1	Chipping, Holes, Wood trim pulling off wall	N/A	N/A	N/A	N/A	N/A	N/A	N/A
200	2690	1	2	303	Primary	Classroom 303	W3	Chipping on wall and radiators, Flaking behind radiators	N/A	N/A	N/A	N/A	N/A	N/A	N/A
201	2690	1	2	303	Primary	Classroom 303	W4	Cracking, Chipping	N/A	N/A	N/A	N/A	N/A	N/A	N/A

Task ID	ULCS#	E l e m e n t	F l o o r	Space # (on Floor Plan)	Space Type	On Site Room Name	Component	Description of Paint and Plaster Damage (i.e. cracking, chipping, gouges, holes, flaking, spalling, efflorescence, significant moisture damage)	Floors in the work area covered with taped-down plastic (interiors)	Waste contained on-site and while being transported off-site	Work site properly cleaned after renovation	All chips and debris picked up, protective sheeting misted, folded dirty side inward, and taped for removal	Light lenses inspected (Y/N)	Surfaces above light fixtures inspected (Y/N)	Work area surfaces and objects cleaned using HEPA vacuum and/or wet cloths or mops (interior)
202	2690	1	2	303A	Storage	Classroom 303 Closet	Ceiling	Cracking above missing ceiling tile	N/A	N/A	N/A	N/A	N/A	N/A	N/A
203	2690	1	2	303A	Storage	Classroom 303 Closet	W2	Chipping, Coat hooks pulling off wall	N/A	N/A	N/A	N/A	N/A	N/A	N/A
204	2690	1	2	303A	Storage	Classroom 303 Closet	W3	Cracking, some above missing ceiling tile, Hole, paint has been stabilized	N/A	N/A	N/A	N/A	N/A	N/A	N/A
205	2690	1	2	303A	Storage	Classroom 303 Closet	W4	Cracking, Coat hooks pulling off wall	N/A	N/A	N/A	N/A	N/A	N/A	N/A
206	2690	1	2	304	Primary	Classroom 304	Floor		N/A	N/A	N/A	N/A	N/A	N/A	N/A
207	2690	1	2	304	Primary	Classroom 304	W1	Cracking in air shaft, Chipping, Holes	N/A	N/A	N/A	N/A	N/A	N/A	N/A
208	2690	1	2	304	Primary	Classroom 304	W2	Holes, Efflorescence behind desk	N/A	N/A	N/A	N/A	N/A	N/A	N/A
209	2690	1	2	304	Primary	Classroom 304	W3	Chipping on plastic jacket, Gouges, Holes	N/A	N/A	N/A	N/A	N/A	N/A	N/A
210	2690	1	2	304	Primary	Classroom 304	W4	Chipping, Holes	N/A	N/A	N/A	N/A	N/A	N/A	N/A
211	2690	1	2	304A	Storage	Classroom 304 Closet	W1	Cracking, Hole	N/A	N/A	N/A	N/A	N/A	N/A	N/A
212	2690	1	2	304A	Storage	Classroom 304 Closet	W2	Cracking, Chipping	N/A	N/A	N/A	N/A	N/A	N/A	N/A
213	2690	1	2	304A	Storage	Classroom 304 Closet	W3	Flaking	N/A	N/A	N/A	N/A	N/A	N/A	N/A
214	2690	1	2	304A	Storage	Classroom 304 Closet	W4	Cracking, Holes, paint has been stabilized on 2, Flaking	N/A	N/A	N/A	N/A	N/A	N/A	N/A
215	2690	1	2	307	Primary	Classroom 307	Ceiling	Flaking above entrance and 2nd closet entrance	N/A	N/A	N/A	N/A	N/A	N/A	N/A
216	2690	1	2	307	Primary	Classroom 307	Floor		N/A	N/A	N/A	N/A	N/A	N/A	N/A
217	2690	1	2	307	Primary	Classroom 307	W1	Cracking, Chipping, Holes, Significant Moisture Damage above entrance	N/A	N/A	N/A	N/A	N/A	N/A	N/A
218	2690	1	2	307	Primary	Classroom 307	W2	Cracking, Chipping, Flaking	N/A	N/A	N/A	N/A	N/A	N/A	N/A
219	2690	1	2	307	Primary	Classroom 307	W3	Chipping on radiators, Flaking on wall and behind radiator	N/A	N/A	N/A	N/A	N/A	N/A	N/A
220	2690	1	2	307	Primary	Classroom 307	W4	Chipping, Flaking	N/A	N/A	N/A	N/A	N/A	N/A	N/A

Task ID	ULCS#	E l e m e n t	F l o o r	Space # (on Floor Plan)	Space Type	On Site Room Name	Component	Description of Paint and Plaster Damage (i.e. cracking, chipping, gouges, holes, flaking, spalling, efflorescence, significant moisture damage)	Floors in the work area covered with taped-down plastic (interiors)	Waste contained on-site and while being transported off-site	Work site properly cleaned after renovation	All chips and debris picked up, protective sheeting misted, folded dirty side inward, and taped for removal	Light lenses inspected (Y/N)	Surfaces above light fixtures inspected (Y/N)	Work area surfaces and objects cleaned using HEPA vacuum and/or wet cloths or mops (interior)
221	2690	1	2	307A	Storage	Classroom 307 Closet	Ceiling	Flaking above missing ceiling tile	N/A	N/A	N/A	N/A	N/A	N/A	N/A
222	2690	1	2	307A	Storage	Classroom 307 Closet	W1	Flaking	N/A	N/A	N/A	N/A	N/A	N/A	N/A
223	2690	1	2	307A	Storage	Classroom 307 Closet	W2	Flaking on wall and metal pipe	N/A	N/A	N/A	N/A	N/A	N/A	N/A
224	2690	1	2	307A	Storage	Classroom 307 Closet	W3	Flaking, some above missing ceiling tile	N/A	N/A	N/A	N/A	N/A	N/A	N/A
225	2690	1	2	307A	Storage	Classroom 307 Closet	W4	Flaking	N/A	N/A	N/A	N/A	N/A	N/A	N/A
226	2690	1	2	308	Primary	Classroom 308	Ceiling	Cracking above entrance	N/A	N/A	N/A	N/A	N/A	N/A	N/A
227	2690	1	2	308	Primary	Classroom 308	W1	Chipping, Hole, Flaking	N/A	N/A	N/A	N/A	N/A	N/A	N/A
228	2690	1	2	308	Primary	Classroom 308	W2		N/A	N/A	N/A	N/A	N/A	N/A	N/A
229	2690	1	2	308	Primary	Classroom 308	W3	Chipping on wall and radiators	N/A	N/A	N/A	N/A	N/A	N/A	N/A
230	2690	1	2	308	Primary	Classroom 308	W4		N/A	N/A	N/A	N/A	N/A	N/A	N/A
231	2690	1	2	308A	Storage	Classroom 308 Closet	Ceiling	Cracking	N/A	N/A	N/A	N/A	N/A	N/A	N/A
232	2690	1	2	308A	Storage	Classroom 308 Closet	W1	Cracking, Chipping, Flaking, Coat hooks pulling off wall	N/A	N/A	N/A	N/A	N/A	N/A	N/A
233	2690	1	2	308A	Storage	Classroom 308 Closet	W2	Efflorescence	N/A	N/A	N/A	N/A	N/A	N/A	N/A
234	2690	1	2	308A	Storage	Classroom 308 Closet	W3	Cracking, Chipping	N/A	N/A	N/A	N/A	N/A	N/A	N/A
235	2690	1	2	308A	Storage	Classroom 308 Closet	W4	Cracking	N/A	N/A	N/A	N/A	N/A	N/A	N/A
236	2690	1	2	309	Art - Elementary	Classroom 309	W1	Chipping on wall, door and doorframe, Hole	Yes	Yes	Yes	Yes	Yes	Yes	Yes
237	2690	1	2	309	Art - Elementary	Classroom 309	W2	Cracking, Efflorescence	Yes	Yes	Yes	Yes	Yes	Yes	Yes
238	2690	1	2	309	Art - Elementary	Classroom 309	W3	Cracking, Holes	Yes	Yes	Yes	Yes	Yes	Yes	Yes
239	2690	1	2	309	Art - Elementary	Classroom 309	W4	Hole	Yes	Yes	Yes	Yes	Yes	Yes	Yes
240	2690	1	2	309A	Storage	Classroom 309 Closet	Ceiling	No Access	Yes	Yes	Yes	Yes	Yes	Yes	Yes

Task ID	ULCS#	E l e m e n t	F l o o r	Space # (on Floor Plan)	Space Type	On Site Room Name	Component	Description of Paint and Plaster Damage (i.e. cracking, chipping, gouges, holes, flaking, spalling, efflorescence, significant moisture damage)	Floors in the work area covered with taped-down plastic (interiors)	Waste contained on-site and while being transported off-site	Work site properly cleaned after renovation	All chips and debris picked up, protective sheeting misted, folded dirty side inward, and taped for removal	Light lenses inspected (Y/N)	Surfaces above light fixtures inspected (Y/N)	Work area surfaces and objects cleaned using HEPA vacuum and/or wet cloths or mops (interior)
241	2690	1	2	309A	Storage	Classroom 309 Closet	Floor	No Access	Yes	Yes	Yes	Yes	Yes	Yes	Yes
242	2690	1	2	309A	Storage	Classroom 309 Closet	W1	No Access	Yes	Yes	Yes	Yes	Yes	Yes	Yes
243	2690	1	2	309A	Storage	Classroom 309 Closet	W2	No Access	Yes	Yes	Yes	Yes	Yes	Yes	Yes
244	2690	1	2	309A	Storage	Classroom 309 Closet	W3	No Access	Yes	Yes	Yes	Yes	Yes	Yes	Yes
245	2690	1	2	309A	Storage	Classroom 309 Closet	W4	No Access	Yes	Yes	Yes	Yes	Yes	Yes	Yes
246	2690	1	2	312	Teacher Lounge/Dining	Dining Room	W1	Chipping, Hole	Yes	Yes	Yes	Yes	Yes	Yes	Yes
247	2690	1	2	312	Teacher Lounge/Dining	Dining Room	W2	Flaking, behind cabinets	Yes	Yes	Yes	Yes	Yes	Yes	Yes
248	2690	1	2	312	Teacher Lounge/Dining	Dining Room	W3	Cracking, Chipping on radiator, Flaking behind radiator	Yes	Yes	Yes	Yes	Yes	Yes	Yes
249	2690	1	2	312	Teacher Lounge/Dining	Dining Room	W4	2 cr	Yes	Yes	Yes	Yes	Yes	Yes	Yes
250	2690	1	2	312A	Kitchen	Dining Room Kitchen	W1	Flaking	Yes	Yes	Yes	Yes	Yes	Yes	Yes
251	2690	1	2	312A	Kitchen	Dining Room Kitchen	W2	Cracking, Flaking, Efflorescence behind radiator	Yes	Yes	Yes	Yes	Yes	Yes	Yes
252	2690	1	2	312A	Kitchen	Dining Room Kitchen	W3	Cracking, Holes	Yes	Yes	Yes	Yes	Yes	Yes	Yes
253	2690	1	2	312A	Kitchen	Dining Room Kitchen	W4	Cracking	Yes	Yes	Yes	Yes	Yes	Yes	Yes
254	2690	1	2	S5-300	Stairs. Fire Tower	Fire Tower across from Classroom 300	Ceiling	Efflorescence	Yes	Yes	Yes	Yes	Yes	Yes	Yes
255	2690	1	2	S5-300	Stairs. Fire Tower	Fire Tower across from Classroom 300	Floor		Yes	Yes	Yes	Yes	Yes	Yes	Yes
256	2690	1	2	S5-300	Stairs. Fire Tower	Fire Tower across from Classroom 300	W1	Cracking, Hole, Flaking, Efflorescence	Yes	Yes	Yes	Yes	Yes	Yes	Yes
257	2690	1	2	S5-300	Stairs. Fire Tower	Fire Tower across from Classroom 300	W2	Cracking, Efflorescence	Yes	Yes	Yes	Yes	Yes	Yes	Yes
258	2690	1	2	S5-300	Stairs. Fire Tower	Fire Tower across from Classroom 300	W3	Chipping on wall and doorframe	Yes	Yes	Yes	Yes	Yes	Yes	Yes
259	2690	1	2	S5-300	Stairs. Fire Tower	Fire Tower across from Classroom 300	W4	Cracking, Flaking on metal pipe	Yes	Yes	Yes	Yes	Yes	Yes	Yes
260	2690	1	2	S3-300	Stairs, Fire Tower	Fire Tower across from Classroom 304 and IMC	Ceiling	No Access							
261	2690	1	2	S3-300	Stairs, Fire Tower	Fire Tower across from Classroom 304 and IMC	Floor	No Access							
262	2690	1	2	S3-300	Stairs, Fire Tower	Fire Tower across from Classroom 304 and IMC	W1	No Access							

Task ID	ULCS#	Element	Floor	Space # (on Floor Plan)	Space Type	On Site Room Name	Component	Description of Paint and Plaster Damage (i.e. cracking, chipping, gouges, holes, flaking, spalling, efflorescence, significant moisture damage)	Floors in the work area covered with taped-down plastic (interiors)	Waste contained on-site and while being transported off-site	Work site properly cleaned after renovation	All chips and debris picked up, protective sheeting misted, folded dirty side inward, and taped for removal	Light lenses inspected (Y/N)	Surfaces above light fixtures inspected (Y/N)	Work area surfaces and objects cleaned using HEPA vacuum and/or wet cloths or mops (interior)
263	2690	1	2	S3-300	Stairs, Fire Tower	Fire Tower across from Classroom 304 and IMC	W2	No Access							
264	2690	1	2	S3-300	Stairs, Fire Tower	Fire Tower across from Classroom 304 and IMC	W3	No Access							
265	2690	1	2	S3-300	Stairs, Fire Tower	Fire Tower across from Classroom 304 and IMC	W4	No Access							
266	2690	1	2	H302	Circulation (Hallway)	Hallway outside Classrooms 300-301	W1	Cracking, Chipping on wall, radiators, and metal jackets, Flaking	Yes	Yes	Yes	Yes	Yes	Yes	Yes
267	2690	1	2	H302	Circulation (Hallway)	Hallway outside Classrooms 300-301	W2	Chipping on wall and doors, Gouges, Flaking	Yes	Yes	Yes	Yes	Yes	Yes	Yes
268	2690	1	2	H302	Circulation (Hallway)	Hallway outside Classrooms 300-301	W3	Cracking, Chipping, Hole, Flaking	Yes	Yes	Yes	Yes	Yes	Yes	Yes
269	2690	1	2	H302	Circulation (Hallway)	Hallway outside Classrooms 300-301	W4	Flaking	Yes	Yes	Yes	Yes	Yes	Yes	Yes
270	2690	1	2	H300	Circulation (Hallway)	Hallway outside Classrooms 303-307	W1	Chipping, Holes, paint has been stabilized	Yes	Yes	Yes	Yes	Yes	Yes	Yes
271	2690	1	2	H300	Circulation (Hallway)	Hallway outside Classrooms 303-307	W2	Cracking, Chipping on wall and metal pipe, Holes, Flaking on wall and metal pipe	Yes	Yes	Yes	Yes	Yes	Yes	Yes
272	2690	1	2	H300	Circulation (Hallway)	Hallway outside Classrooms 303-307	W3	Chipping , Spalling	Yes	Yes	Yes	Yes	Yes	Yes	Yes
273	2690	1	2	H300	Circulation (Hallway)	Hallway outside Classrooms 303-307	W4	Cracking, Chipping on wall and metal and plastic jackets, Holes, paint has been stabilized, Flaking	Yes	Yes	Yes	Yes	Yes	Yes	Yes
274	2690	1	2	H301	Circulation (Hallway)	Hallway outside Classrooms 308-309	W1	Chipping, Hole, paint has been stabilized	Yes	Yes	Yes	Yes	Yes	Yes	Yes
275	2690	1	2	H301	Circulation (Hallway)	Hallway outside Classrooms 308-309	W3	Chipping, Hole, paint has been stabilized	Yes	Yes	Yes	Yes	Yes	Yes	Yes
276	2690	1	2	H301	Circulation (Hallway)	Hallway outside Classrooms 308-309	W4	Holes, paint has been stabilized	Yes	Yes	Yes	Yes	Yes	Yes	Yes
277	2690	1	2	305	IMC (Library)	IMC	Floor		Yes	Yes	Yes	Yes	Yes	Yes	Yes
278	2690	1	2	305	IMC (Library)	IMC	W1	Cracking, some in air shaft, Chipping, Holes	Yes	Yes	Yes	Yes	Yes	Yes	Yes
279	2690	1	2	305	IMC (Library)	IMC	W2	Cracking	Yes	Yes	Yes	Yes	Yes	Yes	Yes
280	2690	1	2	305	IMC (Library)	IMC	W3	Cracking, Chipping, Flaking behind built in seats	Yes	Yes	Yes	Yes	Yes	Yes	Yes
281	2690	1	2	305	IMC (Library)	IMC	W4	Chipping, Holes	Yes	Yes	Yes	Yes	Yes	Yes	Yes
282	2690	1	2	305D	Storage	IMC Closet	Ceiling		Yes	Yes	Yes	Yes	Yes	Yes	Yes

Task ID	ULCS#	Element	Floor	Space # (on Floor Plan)	Space Type	On Site Room Name	Component	Description of Paint and Plaster Damage (i.e. cracking, chipping, gouges, holes, flaking, spalling, efflorescence, significant moisture damage)	Floors in the work area covered with taped-down plastic (interiors)	Waste contained on-site and while being transported off-site	Work site properly cleaned after renovation	All chips and debris picked up, protective sheeting misted, folded dirty side inward, and taped for removal	Light lenses inspected (Y/N)	Surfaces above light fixtures inspected (Y/N)	Work area surfaces and objects cleaned using HEPA vacuum and/or wet cloths or mops (interior)
283	2690	1	2	305D	Storage	IMC Closet	Floor		Yes	Yes	Yes	Yes	Yes	Yes	Yes
284	2690	1	2	305D	Storage	IMC Closet	W1	Cracking	Yes	Yes	Yes	Yes	Yes	Yes	Yes
285	2690	1	2	305D	Storage	IMC Closet	W2	Cracking, Gouge, Flaking	Yes	Yes	Yes	Yes	Yes	Yes	Yes
286	2690	1	2	305D	Storage	IMC Closet	W3	Cracking	Yes	Yes	Yes	Yes	Yes	Yes	Yes
287	2690	1	2	305D	Storage	IMC Closet	W4	Cracking	Yes	Yes	Yes	Yes	Yes	Yes	Yes
288	2690	1	2	305C	Telecommunication Equipment Room	IMC Telecommunication Equipment Room	Floor		Yes	Yes	Yes	Yes	Yes	Yes	Yes
289	2690	1	2	305C	Telecommunication Equipment Room	IMC Telecommunication Equipment Room	W1	Cracking, Hole	Yes	Yes	Yes	Yes	Yes	Yes	Yes
290	2690	1	2	305C	Telecommunication Equipment Room	IMC Telecommunication Equipment Room	W2	Cracking, Hole	Yes	Yes	Yes	Yes	Yes	Yes	Yes
291	2690	1	2	305C	Telecommunication Equipment Room	IMC Telecommunication Equipment Room	W3	Cracking, Holes	Yes	Yes	Yes	Yes	Yes	Yes	Yes
292	2690	1	2	305C	Telecommunication Equipment Room	IMC Telecommunication Equipment Room	W4	Cracking, Hole	Yes	Yes	Yes	Yes	Yes	Yes	Yes
293	2690	1	2	315	Teacher Lounge/Dining	Men's Lounge outside 2nd Floor Men's Restroom	Ceiling	Cracking, Flaking above damaged ceiling tile	Yes	Yes	Yes	Yes	Yes	Yes	Yes
294	2690	1	2	315	Teacher Lounge/Dining	Men's Lounge outside 2nd Floor Men's Restroom	Floor		Yes	Yes	Yes	Yes	Yes	Yes	Yes
295	2690	1	2	315	Teacher Lounge/Dining	Men's Lounge outside 2nd Floor Men's Restroom	W1	Holes, paint has been stabilized on 3	Yes	Yes	Yes	Yes	Yes	Yes	Yes
296	2690	1	2	315	Teacher Lounge/Dining	Men's Lounge outside 2nd Floor Men's Restroom	W2	Holes, paint has been stabilized	Yes	Yes	Yes	Yes	Yes	Yes	Yes
297	2690	1	2	315	Teacher Lounge/Dining	Men's Lounge outside 2nd Floor Men's Restroom	W3	Holes, paint has been stabilized	Yes	Yes	Yes	Yes	Yes	Yes	Yes
298	2690	1	2	315	Teacher Lounge/Dining	Men's Lounge outside 2nd Floor Men's Restroom	W4	Chipping on radiator, Cracking above missing ceiling tile, Holes, paint has been stabilized	Yes	Yes	Yes	Yes	Yes	Yes	Yes
299	2690	1	2	S4-300	Stairs	Stairwell adjacent to Classroom 302	Floor	Chipping on cove and railings	Yes	Yes	Yes	Yes	Yes	Yes	Yes
300	2690	1	2	S4-300	Stairs	Stairwell adjacent to Classroom 302	W1	Chipping on doors and doorframe, Holes, paint has been stabilized on 4, Flaking	Yes	Yes	Yes	Yes	Yes	Yes	Yes
301	2690	1	2	S4-300	Stairs	Stairwell adjacent to Classroom 302	W2	Cracking, Hole, paint has been stabilized, Flaking	Yes	Yes	Yes	Yes	Yes	Yes	Yes
302	2690	1	2	S4-300	Stairs	Stairwell adjacent to Classroom 302	W3	Cracking	Yes	Yes	Yes	Yes	Yes	Yes	Yes

Task ID	ULCS#	E l e m e n t	F l o o r	Space # (on Floor Plan)	Space Type	On Site Room Name	Component	Description of Paint and Plaster Damage (i.e. cracking, chipping, gouges, holes, flaking, spalling, efflorescence, significant moisture damage)	Floors in the work area covered with taped-down plastic (interiors)	Waste contained on-site and while being transported off-site	Work site properly cleaned after renovation	All chips and debris picked up, protective sheeting misted, folded dirty side inward, and taped for removal	Light lenses inspected (Y/N)	Surfaces above light fixtures inspected (Y/N)	Work area surfaces and objects cleaned using HEPA vacuum and/or wet cloths or mops (interior)
303	2690	1	2	S4-300	Stairs	Stairwell adjacent to Classroom 302	W4	Hole, paint has been stabilized, Flaking	Yes	Yes	Yes	Yes	Yes	Yes	Yes
304	2690	1	2	S2-300	Stairs	Stairwell adjacent to Classroom 307	Ceiling	Flaking	Yes	Yes	Yes	Yes	Yes	Yes	Yes
305	2690	1	2	S2-300	Stairs	Stairwell adjacent to Classroom 307	Floor	Chipping on stairs, cove and railings	Yes	Yes	Yes	Yes	Yes	Yes	Yes
306	2690	1	2	S2-300	Stairs	Stairwell adjacent to Classroom 307	W1	Cracking, Flaking	Yes	Yes	Yes	Yes	Yes	Yes	Yes
307	2690	1	2	S2-300	Stairs	Stairwell adjacent to Classroom 307	W2	Chipping, Hole, paint has been stabilized, Flaking	Yes	Yes	Yes	Yes	Yes	Yes	Yes
308	2690	1	2	S2-300	Stairs	Stairwell adjacent to Classroom 307	W3	Chipping on doors, Holes, paint has been stabilized, Flaking on doors, Efflorescence	Yes	Yes	Yes	Yes	Yes	Yes	Yes
309	2690	1	2	S2-300	Stairs	Stairwell adjacent to Classroom 307	W4	Flaking	Yes	Yes	Yes	Yes	Yes	Yes	Yes
310	2690	1	2	S1-300	Stairs	Stairwell adjacent to Classroom 309	Floor	Chipping on stairs, cove and railings	Yes	Yes	Yes	Yes	Yes	Yes	Yes
311	2690	1	2	S1-300	Stairs	Stairwell adjacent to Classroom 309	W1	Cracking, Flaking	Yes	Yes	Yes	Yes	Yes	Yes	Yes
312	2690	1	2	S1-300	Stairs	Stairwell adjacent to Classroom 309	W2	Chipping on doors and doorframe, Holes	Yes	Yes	Yes	Yes	Yes	Yes	Yes
313	2690	1	2	S1-300	Stairs	Stairwell adjacent to Classroom 309	W3	Cracking, Holes, Flaking	Yes	Yes	Yes	Yes	Yes	Yes	Yes
314	2690	1	2	S1-300	Stairs	Stairwell adjacent to Classroom 309	W4	Cracking, Holes, paint has been stabilized	Yes	Yes	Yes	Yes	Yes	Yes	Yes
315	2690	1	2	313A	Circulation (Hallway)	Vestibule outside 2nd Floor Girl's Restroom	Ceiling	Cracking, Flaking	Yes	Yes	Yes	Yes	Yes	Yes	Yes
316	2690	1	2	313A	Circulation (Hallway)	Vestibule outside 2nd Floor Girl's Restroom	W1	Flaking	Yes	Yes	Yes	Yes	Yes	Yes	Yes
317	2690	1	2	313A	Circulation (Hallway)	Vestibule outside 2nd Floor Girl's Restroom	W2	Cracking, Gouge	Yes	Yes	Yes	Yes	Yes	Yes	Yes
318	2690	1	2	313A	Circulation (Hallway)	Vestibule outside 2nd Floor Girl's Restroom	W3	Cracking, Hole, paint has been stabilized	Yes	Yes	Yes	Yes	Yes	Yes	Yes
319	2690	1	2	313A	Circulation (Hallway)	Vestibule outside 2nd Floor Girl's Restroom	W4	Cracking	Yes	Yes	Yes	Yes	Yes	Yes	Yes
320	2690	1	2	310	Teacher Lounge/Dining	Women's Lounge outside 2nd Floor Women's Restroom	W1	Chipping, Flaking	Yes	Yes	Yes	Yes	Yes	Yes	Yes
321	2690	1	2	310	Teacher Lounge/Dining	Women's Lounge outside 2nd Floor Women's Restroom	W2	Cracking, Flaking	Yes	Yes	Yes	Yes	Yes	Yes	Yes
322	2690	1	2	310	Teacher Lounge/Dining	Women's Lounge outside 2nd Floor Women's Restroom	W3	Cracking, Holes, Flaking	Yes	Yes	Yes	Yes	Yes	Yes	Yes

Task ID	ULCS#	Element	Floor	Space # (on Floor Plan)	Space Type	On Site Room Name	Component	Description of Paint and Plaster Damage (i.e. cracking, chipping, gouges, holes, flaking, spalling, efflorescence, significant moisture damage)	Floors in the work area covered with taped-down plastic (interiors)	Waste contained on-site and while being transported off-site	Work site properly cleaned after renovation	All chips and debris picked up, protective sheeting misted, folded dirty side inward, and taped for removal	Light lenses inspected (Y/N)	Surfaces above light fixtures inspected (Y/N)	Work area surfaces and objects cleaned using HEPA vacuum and/or wet cloths or mops (interior)
323	2690	1	2	310	Teacher Lounge/Dining	Women's Lounge outside 2nd Floor Women's Restroom	W4	Cracking, Flaking, Spalling	Yes	Yes	Yes	Yes	Yes	Yes	Yes
324	2690	1	1	200	Primary	Classroom 200	W1	Cracking, Chipping on wall and metal jacket	N/A	N/A	N/A	N/A	N/A	N/A	N/A
325	2690	1	1	200	Primary	Classroom 200	W2	Cracking, Chipping, Holes	N/A	N/A	N/A	N/A	N/A	N/A	N/A
326	2690	1	1	200	Primary	Classroom 200	W3	Cracking, Chipping, Flaking behind radiators	N/A	N/A	N/A	N/A	N/A	N/A	N/A
327	2690	1	1	200	Primary	Classroom 200	W4		N/A	N/A	N/A	N/A	N/A	N/A	N/A
328	2690	1	1	200A	Storage	Classroom 200 Closet	Ceiling		N/A	N/A	N/A	N/A	N/A	N/A	N/A
329	2690	1	1	200A	Storage	Classroom 200 Closet	Floor		N/A	N/A	N/A	N/A	N/A	N/A	N/A
330	2690	1	1	200A	Storage	Classroom 200 Closet	W1		N/A	N/A	N/A	N/A	N/A	N/A	N/A
331	2690	1	1	200A	Storage	Classroom 200 Closet	W2		N/A	N/A	N/A	N/A	N/A	N/A	N/A
332	2690	1	1	200A	Storage	Classroom 200 Closet	W3		N/A	N/A	N/A	N/A	N/A	N/A	N/A
333	2690	1	1	200A	Storage	Classroom 200 Closet	W4	Cracking	N/A	N/A	N/A	N/A	N/A	N/A	N/A
334	2690	1	1	201	Primary	Classroom 201	W1	Chipping on doorframe and cove	N/A	N/A	N/A	N/A	N/A	N/A	N/A
335	2690	1	1	201	Primary	Classroom 201	W2	Cracking, Chipping on cove	N/A	N/A	N/A	N/A	N/A	N/A	N/A
336	2690	1	1	201	Primary	Classroom 201	W3	Flaking behind radiator and cover	N/A	N/A	N/A	N/A	N/A	N/A	N/A
337	2690	1	1	201A	Storage	Classroom 201 Closet	Floor		N/A	N/A	N/A	N/A	N/A	N/A	N/A
338	2690	1	1	201A	Storage	Classroom 201 Closet	W1	Cracking, Hole	N/A	N/A	N/A	N/A	N/A	N/A	N/A
339	2690	1	1	201A	Storage	Classroom 201 Closet	W2	Flaking on metal pipe	N/A	N/A	N/A	N/A	N/A	N/A	N/A
340	2690	1	1	201A	Storage	Classroom 201 Closet	W3		N/A	N/A	N/A	N/A	N/A	N/A	N/A

Task ID	ULCS#	E l e m e n t	F l o o r	Space # (on Floor Plan)	Space Type	On Site Room Name	Component	Description of Paint and Plaster Damage (i.e. cracking, chipping, gouges, holes, flaking, spalling, efflorescence, significant moisture damage)	Floors in the work area covered with taped-down plastic (interiors)	Waste contained on-site and while being transported off-site	Work site properly cleaned after renovation	All chips and debris picked up, protective sheeting misted, folded dirty side inward, and taped for removal	Light lenses inspected (Y/N)	Surfaces above light fixtures inspected (Y/N)	Work area surfaces and objects cleaned using HEPA vacuum and/or wet cloths or mops (interior)
341	2690	1	1	201A	Storage	Classroom 201 Closet	W4	Cracking, Chipping, Flaking	N/A	N/A	N/A	N/A	N/A	N/A	N/A
342	2690	1	1	202	Primary	Classroom 202	W1	Chipping on wall, door and doorframe, Hole, paint has been stabilized	N/A	N/A	N/A	N/A	N/A	N/A	N/A
343	2690	1	1	202	Primary	Classroom 202	W2	Cracking, Chipping	N/A	N/A	N/A	N/A	N/A	N/A	N/A
344	2690	1	1	202	Primary	Classroom 202	W3	Chipping on radiators, Flaking behind shelves	N/A	N/A	N/A	N/A	N/A	N/A	N/A
345	2690	1	1	202	Primary	Classroom 202	W4	Cracking	N/A	N/A	N/A	N/A	N/A	N/A	N/A
346	2690	1	1	202A	Storage	Classroom 202 Closet	W2		N/A	N/A	N/A	N/A	N/A	N/A	N/A
347	2690	1	1	202A	Storage	Classroom 202 Closet	W3	Chipping on radiator, Hole, Flaking	N/A	N/A	N/A	N/A	N/A	N/A	N/A
348	2690	1	1	202A	Storage	Classroom 202 Closet	W4		N/A	N/A	N/A	N/A	N/A	N/A	N/A
349	2690	1	1	204	Computer - Intermediate Middle	Classroom 204	W1	Chipping on wall and cove, Holes around entrance, paint has been stabilized, Hole in air shaft	Yes	Yes	Yes	Yes	Yes	Yes	Yes
350	2690	1	1	204	Computer - Intermediate Middle	Classroom 204	W2	Chipping	Yes	Yes	Yes	Yes	Yes	Yes	Yes
351	2690	1	1	204	Computer - Intermediate Middle	Classroom 204	W3	Chipping on radiators, Flaking behind radiators	Yes	Yes	Yes	Yes	Yes	Yes	Yes
352	2690	1	1	204	Computer - Intermediate Middle	Classroom 204	W4	Chipping	Yes	Yes	Yes	Yes	Yes	Yes	Yes
353	2690	1	1	204C	Storage	Classroom 204 Closet near Entrance	W2	Cracking, Hole	Yes	Yes	Yes	Yes	Yes	Yes	Yes
354	2690	1	1	204C	Storage	Classroom 204 Closet near Entrance	W4	Cracking, Holes, paint has been stabilized	Yes	Yes	Yes	Yes	Yes	Yes	Yes
355	2690	1	1	204B	Storage	Classroom 204 Closet near front of Room	Floor		Yes	Yes	Yes	Yes	Yes	Yes	Yes
356	2690	1	1	204B	Storage	Classroom 204 Closet near front of Room	W1	Cracking, Chipping, Flaking	Yes	Yes	Yes	Yes	Yes	Yes	Yes
357	2690	1	1	204B	Storage	Classroom 204 Closet near front of Room	W2	Cracking	Yes	Yes	Yes	Yes	Yes	Yes	Yes

Task ID	ULCS#	Element	Floor	Space # (on Floor Plan)	Space Type	On Site Room Name	Component	Description of Paint and Plaster Damage (i.e. cracking, chipping, gouges, holes, flaking, spalling, efflorescence, significant moisture damage)	Floors in the work area covered with taped-down plastic (interiors)	Waste contained on-site and while being transported off-site	Work site properly cleaned after renovation	All chips and debris picked up, protective sheeting misted, folded dirty side inward, and taped for removal	Light lenses inspected (Y/N)	Surfaces above light fixtures inspected (Y/N)	Work area surfaces and objects cleaned using HEPA vacuum and/or wet cloths or mops (interior)
358	2690	1	1	204B	Storage	Classroom 204 Closet near front of Room	W3	Cracking	Yes	Yes	Yes	Yes	Yes	Yes	Yes
359	2690	1	1	204B	Storage	Classroom 204 Closet near front of Room	W4	Cracking, Chipping, Gouges	Yes	Yes	Yes	Yes	Yes	Yes	Yes
360	2690	1	1	204A	Administrative Office	Classroom 204 Office	Ceiling	Flaking above window	Yes	Yes	Yes	Yes	Yes	Yes	Yes
361	2690	1	1	204A	Administrative Office	Classroom 204 Office	Floor		Yes	Yes	Yes	Yes	Yes	Yes	Yes
362	2690	1	1	204A	Administrative Office	Classroom 204 Office	W4	Chipping on radiator, Flaking behind radiator	Yes	Yes	Yes	Yes	Yes	Yes	Yes
363	2690	1	1	204D	Storage	Classroom 204 Office Closet	Floor		Yes	Yes	Yes	Yes	Yes	Yes	Yes
364	2690	1	1	204D	Storage	Classroom 204 Office Closet	W2		Yes	Yes	Yes	Yes	Yes	Yes	Yes
365	2690	1	1	204D	Storage	Classroom 204 Office Closet	W3	Cracking	Yes	Yes	Yes	Yes	Yes	Yes	Yes
366	2690	1	1	204D	Storage	Classroom 204 Office Closet	W4	Cracking	Yes	Yes	Yes	Yes	Yes	Yes	Yes
367	2690	1	1	207	Primary	Classroom 207	Floor		Yes	Yes	Yes	Yes	Yes	Yes	Yes
368	2690	1	1	207	Primary	Classroom 207	W1	Cracking, Chipping, Hole	Yes	Yes	Yes	Yes	Yes	Yes	Yes
369	2690	1	1	207	Primary	Classroom 207	W2	Chipping, Flaking	Yes	Yes	Yes	Yes	Yes	Yes	Yes
370	2690	1	1	207	Primary	Classroom 207	W3	Chipping on radiators, Holes, paint has been stabilized on 3, Flaking on wall and behind radiators	Yes	Yes	Yes	Yes	Yes	Yes	Yes
371	2690	1	1	207	Primary	Classroom 207	W4	Cracking, Chipping, Flaking in air shaft	Yes	Yes	Yes	Yes	Yes	Yes	Yes
372	2690	1	1	207A	Storage	Classroom 207 Closet	Ceiling		Yes	Yes	Yes	Yes	Yes	Yes	Yes
373	2690	1	1	207A	Storage	Classroom 207 Closet	Floor		Yes	Yes	Yes	Yes	Yes	Yes	Yes
374	2690	1	1	207A	Storage	Classroom 207 Closet	W1	Cracking	Yes	Yes	Yes	Yes	Yes	Yes	Yes
375	2690	1	1	207A	Storage	Classroom 207 Closet	W2	Flaking	Yes	Yes	Yes	Yes	Yes	Yes	Yes
376	2690	1	1	207A	Storage	Classroom 207 Closet	W3		Yes	Yes	Yes	Yes	Yes	Yes	Yes
377	2690	1	1	207A	Storage	Classroom 207 Closet	W4		Yes	Yes	Yes	Yes	Yes	Yes	Yes
378	2690	1	1	208	Primary	Classroom 208	W1	Cracking, Chipping, Flaking	N/A	N/A	N/A	N/A	N/A	N/A	N/A
379	2690	1	1	208	Primary	Classroom 208	W2	Cracking, Chipping on wall and water fountain	N/A	N/A	N/A	N/A	N/A	N/A	N/A
380	2690	1	1	208	Primary	Classroom 208	W3	Cracking, Chipping, Flaking behind radiators and covers	N/A	N/A	N/A	N/A	N/A	N/A	N/A
381	2690	1	1	208	Primary	Classroom 208	W4	Cracking, Chipping	N/A	N/A	N/A	N/A	N/A	N/A	N/A

Task ID	ULCS#	E l e m e n t	F l o o r	Space # (on Floor Plan)	Space Type	On Site Room Name	Component	Description of Paint and Plaster Damage (i.e. cracking, chipping, gouges, holes, flaking, spalling, efflorescence, significant moisture damage)	Floors in the work area covered with taped-down plastic (interiors)	Waste contained on-site and while being transported off-site	Work site properly cleaned after renovation	All chips and debris picked up, protective sheeting misted, folded dirty side inward, and taped for removal	Light lenses inspected (Y/N)	Surfaces above light fixtures inspected (Y/N)	Work area surfaces and objects cleaned using HEPA vacuum and/or wet cloths or mops (interior)
382	2690	1	1	208B	Storage	Classroom 208 Coat Closet	W1	Cracking. Holes, paint has been stabilized	N/A	N/A	N/A	N/A	N/A	N/A	N/A
383	2690	1	1	208B	Storage	Classroom 208 Coat Closet	W2	Cracking, Flaking on wall and behind radiator	N/A	N/A	N/A	N/A	N/A	N/A	N/A
384	2690	1	1	208B	Storage	Classroom 208 Coat Closet	W3	Cracking, Flaking	N/A	N/A	N/A	N/A	N/A	N/A	N/A
385	2690	1	1	208A	Storage	Classroom 208 Storage Closet	Ceiling	No Access	N/A	N/A	N/A	N/A	N/A	N/A	N/A
386	2690	1	1	208A	Storage	Classroom 208 Storage Closet	Floor	No Access	N/A	N/A	N/A	N/A	N/A	N/A	N/A
387	2690	1	1	208A	Storage	Classroom 208 Storage Closet	W1	No Access	N/A	N/A	N/A	N/A	N/A	N/A	N/A
388	2690	1	1	208A	Storage	Classroom 208 Storage Closet	W2	No Access	N/A	N/A	N/A	N/A	N/A	N/A	N/A
389	2690	1	1	208A	Storage	Classroom 208 Storage Closet	W3	No Access	N/A	N/A	N/A	N/A	N/A	N/A	N/A
390	2690	1	1	208A	Storage	Classroom 208 Storage Closet	W4	No Access	N/A	N/A	N/A	N/A	N/A	N/A	N/A
391	2690	1	1	209	Primary	Classroom 209	W1	Chipping, Flaking	N/A	N/A	N/A	N/A	N/A	N/A	N/A
392	2690	1	1	209	Primary	Classroom 209	W2	Chipping, Spalling	N/A	N/A	N/A	N/A	N/A	N/A	N/A
393	2690	1	1	209	Primary	Classroom 209	W3	Chipping, Holes, paint has been stabilized, Flaking	N/A	N/A	N/A	N/A	N/A	N/A	N/A
394	2690	1	1	209	Primary	Classroom 209	W4	Chipping	N/A	N/A	N/A	N/A	N/A	N/A	N/A
395	2690	1	1	209A	Storage	Classroom 209 Storage Area to right of Entrance	Ceiling	Flaking	N/A	N/A	N/A	N/A	N/A	N/A	N/A
396	2690	1	1	209A	Storage	Classroom 209 Storage Area to right of Entrance	Floor		N/A	N/A	N/A	N/A	N/A	N/A	N/A
397	2690	1	1	209A	Storage	Classroom 209 Storage Area to right of Entrance	W1	Cracking, Chipping, Flaking	N/A	N/A	N/A	N/A	N/A	N/A	N/A
398	2690	1	1	209A	Storage	Classroom 209 Storage Area to right of Entrance	W2		N/A	N/A	N/A	N/A	N/A	N/A	N/A
399	2690	1	1	209A	Storage	Classroom 209 Storage Area to right of Entrance	W3	Cracking	N/A	N/A	N/A	N/A	N/A	N/A	N/A

Task ID	ULCS#	Element	Floor	Space # (on Floor Plan)	Space Type	On Site Room Name	Component	Description of Paint and Plaster Damage (i.e. cracking, chipping, gouges, holes, flaking, spalling, efflorescence, significant moisture damage)	Floors in the work area covered with taped-down plastic (interiors)	Waste contained on-site and while being transported off-site	Work site properly cleaned after renovation	All chips and debris picked up, protective sheeting misted, folded dirty side inward, and taped for removal	Light lenses inspected (Y/N)	Surfaces above light fixtures inspected (Y/N)	Work area surfaces and objects cleaned using HEPA vacuum and/or wet cloths or mops (interior)
400	2690	1	1	209A	Storage	Classroom 209 Storage Area to right of Entrance	W4	Cracking, Flaking	N/A	N/A	N/A	N/A	N/A	N/A	N/A
401	2690	1	1	200B	Student Restrooms - Male/Female (Classroom)	Classrooms 200 and 201 Restroom	W1	Cracking, Efflorescence	N/A	N/A	N/A	N/A	N/A	N/A	N/A
402	2690	1	1	200B	Student Restrooms - Male/Female (Classroom)	Classrooms 200 and 201 Restroom	W2	Cracking, Chipping on stalls, Flaking behind toilets	N/A	N/A	N/A	N/A	N/A	N/A	N/A
403	2690	1	1	200B	Student Restrooms - Male/Female (Classroom)	Classrooms 200 and 201 Restroom	W3	Chipping, Flaking	N/A	N/A	N/A	N/A	N/A	N/A	N/A
404	2690	1	1	200B	Student Restrooms - Male/Female (Classroom)	Classrooms 200 and 201 Restroom	W4	Chipping on radiator cover, Flaking on wall and radiator	N/A	N/A	N/A	N/A	N/A	N/A	N/A
405	2690	1	1	208C	Student Restrooms - Male/Female (Classroom)	Classrooms 208 and 209 Restroom	Ceiling	Cracking	N/A	N/A	N/A	N/A	N/A	N/A	N/A
406	2690	1	1	208C	Student Restrooms - Male/Female (Classroom)	Classrooms 208 and 209 Restroom	W1	Chipping on door, doorframe, and radiator, Flaking	N/A	N/A	N/A	N/A	N/A	N/A	N/A
407	2690	1	1	208C	Student Restrooms - Male/Female (Classroom)	Classrooms 208 and 209 Restroom	W2	Cracking	N/A	N/A	N/A	N/A	N/A	N/A	N/A
408	2690	1	1	208C	Student Restrooms - Male/Female (Classroom)	Classrooms 208 and 209 Restroom	W3	Cracking, Chipping, Flaking on door and doorframe	N/A	N/A	N/A	N/A	N/A	N/A	N/A
409	2690	1	1	214	Administrative Office	Counselor's Office adjacent to Classroom 200	W1	Cracking, Holes, paint has been stabilized, Flaking on door and frame	Yes	Yes	Yes	Yes	Yes	Yes	Yes
410	2690	1	1	214	Administrative Office	Counselor's Office adjacent to Classroom 200	W2	Cracking, Chipping on wood cabinet and bulletin board frame, Holes, paint has been stabilized	Yes	Yes	Yes	Yes	Yes	Yes	Yes
411	2690	1	1	214	Administrative Office	Counselor's Office adjacent to Classroom 200	W3	Cracking, Holes, paint has been stabilized	Yes	Yes	Yes	Yes	Yes	Yes	Yes
412	2690	1	1	214	Administrative Office	Counselor's Office adjacent to Classroom 200	W4	Chipping on cove and radiator, Holes, paint has been stabilized, Flaking behind radiator	Yes	Yes	Yes	Yes	Yes	Yes	Yes
413	2690	1	1	214A	Restrooms, Staff - Male/Female	Counselor's Office Restroom	Ceiling	Cracking	Yes	Yes	Yes	Yes	Yes	Yes	Yes
414	2690	1	1	214A	Restrooms, Staff - Male/Female	Counselor's Office Restroom	Floor		Yes	Yes	Yes	Yes	Yes	Yes	Yes

Task ID	ULCS#	E l e m e n t	F l o o r	Space # (on Floor Plan)	Space Type	On Site Room Name	Component	Description of Paint and Plaster Damage (i.e. cracking, chipping, gouges, holes, flaking, spalling, efflorescence, significant moisture damage)	Floors in the work area covered with taped-down plastic (interiors)	Waste contained on-site and while being transported off-site	Work site properly cleaned after renovation	All chips and debris picked up, protective sheeting misted, folded dirty side inward, and taped for removal	Light lenses inspected (Y/N)	Surfaces above light fixtures inspected (Y/N)	Work area surfaces and objects cleaned using HEPA vacuum and/or wet cloths or mops (interior)
415	2690	1	1	214A	Restrooms, Staff - Male/Female	Counselor's Office Restroom	W1	Chipping on door and doorframe, Holes, paint has been stabilized	Yes	Yes	Yes	Yes	Yes	Yes	Yes
416	2690	1	1	214A	Restrooms, Staff - Male/Female	Counselor's Office Restroom	W2	Cracking, Holes, paint has been stabilized	Yes	Yes	Yes	Yes	Yes	Yes	Yes
417	2690	1	1	214A	Restrooms, Staff - Male/Female	Counselor's Office Restroom	W3	Chipping on radiator, Holes, paint has been stabilized on 3	Yes	Yes	Yes	Yes	Yes	Yes	Yes
418	2690	1	1	214A	Restrooms, Staff - Male/Female	Counselor's Office Restroom	W4	Holes, paint has been stabilized	Yes	Yes	Yes	Yes	Yes	Yes	Yes
419	2690	1	1	S5-200	Stairs, Fire Tower	Fire Tower across from Classroom 200	W1	Cracking, Holes	Yes	Yes	Yes	Yes	Yes	Yes	Yes
420	2690	1	1	S5-200	Stairs, Fire Tower	Fire Tower across from Classroom 200	W2	Cracking	Yes	Yes	Yes	Yes	Yes	Yes	Yes
421	2690	1	1	S5-200	Stairs, Fire Tower	Fire Tower across from Classroom 200	W3	Chipping on doorframe	Yes	Yes	Yes	Yes	Yes	Yes	Yes
422	2690	1	1	S5-200	Stairs, Fire Tower	Fire Tower across from Classroom 200	W4	Cracking, Chipping on door and doorframe	Yes	Yes	Yes	Yes	Yes	Yes	Yes
423	2690	1	1	S3-200	Stairs, Fire Tower	Fire Tower across from Classroom 204	Floor	Chipping on left side, flaking on right side							
424	2690	1	1	S3-200	Stairs, Fire Tower	Fire Tower across from Classroom 204	W1	Chipping on door and doorframe on left and right sides							
425	2690	1	1	S3-200	Stairs, Fire Tower	Fire Tower across from Classroom 204	W3	Chipping on door and doorframe on left and right sides							
426	2690	1	1	H201	Circulation (Hallway)	Hallway outside Classroom 208	W1	Cracking, Holes	Yes	Yes	Yes	Yes	Yes	Yes	Yes
427	2690	1	1	H201	Circulation (Hallway)	Hallway outside Classroom 208	W2	Chipping on doors and frame, Holes, paint has been stabilized	Yes	Yes	Yes	Yes	Yes	Yes	Yes
428	2690	1	1	H201	Circulation (Hallway)	Hallway outside Classroom 208	W3	Cracking, Chipping	Yes	Yes	Yes	Yes	Yes	Yes	Yes
429	2690	1	1	H201	Circulation (Hallway)	Hallway outside Classroom 208	W4	Holes, paint has been stabilized	Yes	Yes	Yes	Yes	Yes	Yes	Yes
430	2690	1	1	H202	Circulation (Hallway)	Hallway outside Classrooms 200-201	W1	Cracking, Chipping on radiator covers and metal jackets, Holes, paint has been stabilized	Yes	Yes	Yes	Yes	Yes	Yes	Yes
431	2690	1	1	H202	Circulation (Hallway)	Hallway outside Classrooms 200-201	W2	Chipping, Flaking on doors and doorframe	Yes	Yes	Yes	Yes	Yes	Yes	Yes
432	2690	1	1	H202	Circulation (Hallway)	Hallway outside Classrooms 200-201	W3	Chipping	Yes	Yes	Yes	Yes	Yes	Yes	Yes
433	2690	1	1	H200	Circulation (Hallway)	Hallway outside Offices 203-206	W1	Chipping on wall, doors, and doorframe, Gouges, paint has been stabilized, Flaking on doors and doorframe	Yes	Yes	Yes	Yes	Yes	Yes	Yes

Task ID	ULCS#	E l e m e n t	F l o o r	Space # (on Floor Plan)	Space Type	On Site Room Name	Component	Description of Paint and Plaster Damage (i.e. cracking, chipping, gouges, holes, flaking, spalling, efflorescence, significant moisture damage)	Floors in the work area covered with taped-down plastic (interiors)	Waste contained on-site and while being transported off-site	Work site properly cleaned after renovation	All chips and debris picked up, protective sheeting misted, folded dirty side inward, and taped for removal	Light lenses inspected (Y/N)	Surfaces above light fixtures inspected (Y/N)	Work area surfaces and objects cleaned using HEPA vacuum and/or wet cloths or mops (interior)
434	2690	1	1	H200	Circulation (Hallway)	Hallway outside Offices 203-206	W2	Cracking, Chipping, Holes	Yes	Yes	Yes	Yes	Yes	Yes	Yes
435	2690	1	1	H200	Circulation (Hallway)	Hallway outside Offices 203-206	W3	Hole, paint has been stabilized	Yes	Yes	Yes	Yes	Yes	Yes	Yes
436	2690	1	1	H200	Circulation (Hallway)	Hallway outside Offices 203-206	W4	Cracking, Chipping on metal jackets and radiator, Holes, paint has been stabilized on 1	Yes	Yes	Yes	Yes	Yes	Yes	Yes
437	2690	1	1	210	Administrative Office	Main Office	W1	Cracking, Chipping on doorframe, Flaking	Yes	Yes	Yes	Yes	Yes	Yes	Yes
438	2690	1	1	210	Administrative Office	Main Office	W2	Chipping on radiator, Flaking behind radiator	Yes	Yes	Yes	Yes	Yes	Yes	Yes
439	2690	1	1	210	Administrative Office	Main Office	W3	Cracking, Chipping on conduit box	Yes	Yes	Yes	Yes	Yes	Yes	Yes
440	2690	1	1	210	Administrative Office	Main Office	W4	Cracking	Yes	Yes	Yes	Yes	Yes	Yes	Yes
441	2690	1	1	210B	Administrative Office	Main Office Assistant Principal's Office	Floor		Yes	Yes	Yes	Yes	Yes	Yes	Yes
442	2690	1	1	210B	Administrative Office	Main Office Assistant Principal's Office	W1	Chipping on doorframe	Yes	Yes	Yes	Yes	Yes	Yes	Yes
443	2690	1	1	210B	Administrative Office	Main Office Assistant Principal's Office	W2	Cracking	Yes	Yes	Yes	Yes	Yes	Yes	Yes
444	2690	1	1	210B	Administrative Office	Main Office Assistant Principal's Office	W3	Cracking, Chipping on radiator	Yes	Yes	Yes	Yes	Yes	Yes	Yes
445	2690	1	1	210B	Administrative Office	Main Office Assistant Principal's Office	W4	Chipping	Yes	Yes	Yes	Yes	Yes	Yes	Yes
446	2690	1	1	210A	Storage	Main Office Closet	W2	Chipping on metal pipe	Yes	Yes	Yes	Yes	Yes	Yes	Yes
447	2690	1	1	210A	Storage	Main Office Closet	W3		Yes	Yes	Yes	Yes	Yes	Yes	Yes
448	2690	1	1	210A	Storage	Main Office Closet	W4	Chipping	Yes	Yes	Yes	Yes	Yes	Yes	Yes
449	2690	1	1	211	Restrooms, Staff - Male/Female	Main Office Restroom	W1	Chipping on doorframe, Hole	Yes	Yes	Yes	Yes	Yes	Yes	Yes
450	2690	1	1	211	Restrooms, Staff - Male/Female	Main Office Restroom	W2	Hole, paint has been stabilized, Flaking	Yes	Yes	Yes	Yes	Yes	Yes	Yes
451	2690	1	1	211	Restrooms, Staff - Male/Female	Main Office Restroom	W3	Chipping on radiator, Hole	Yes	Yes	Yes	Yes	Yes	Yes	Yes
452	2690	1	1	211	Restrooms, Staff - Male/Female	Main Office Restroom	W4	Cracking, Hole, paint has been stabilized	Yes	Yes	Yes	Yes	Yes	Yes	Yes
453	2690	1	1	203	Administrative Office	Office 203	W1	Chipping on doorframe	Yes	Yes	Yes	Yes	Yes	Yes	Yes
454	2690	1	1	203	Administrative Office	Office 203	W2	Chipping, Staple Holes	Yes	Yes	Yes	Yes	Yes	Yes	Yes
455	2690	1	1	203	Administrative Office	Office 203	W3	Chipping on radiator, Flaking behind radiator	Yes	Yes	Yes	Yes	Yes	Yes	Yes
456	2690	1	1	203	Administrative Office	Office 203	W4	Cracking, Chipping, Flaking	Yes	Yes	Yes	Yes	Yes	Yes	Yes

Task ID	ULCS#	E l e m e n t	F l o o r	Space # (on Floor Plan)	Space Type	On Site Room Name	Component	Description of Paint and Plaster Damage (i.e. cracking, chipping, gouges, holes, flaking, spalling, efflorescence, significant moisture damage)	Floors in the work area covered with taped-down plastic (interiors)	Waste contained on-site and while being transported off-site	Work site properly cleaned after renovation	All chips and debris picked up, protective sheeting misted, folded dirty side inward, and taped for removal	Light lenses inspected (Y/N)	Surfaces above light fixtures inspected (Y/N)	Work area surfaces and objects cleaned using HEPA vacuum and/or wet cloths or mops (interior)
457	2690	1	1	205	Administrative Office	Office 205	W1	Cracking, Hole, paint has been stabilized, Flaking, Significant Moisture Damage	Yes	Yes	Yes	Yes	Yes	Yes	Yes
458	2690	1	1	205	Administrative Office	Office 205	W2	Chipping	Yes	Yes	Yes	Yes	Yes	Yes	Yes
459	2690	1	1	205	Administrative Office	Office 205	W3	Hole, paint has been stabilized, Flaking	Yes	Yes	Yes	Yes	Yes	Yes	Yes
460	2690	1	1	205	Administrative Office	Office 205	W4	Holes, paint has been stabilized	Yes	Yes	Yes	Yes	Yes	Yes	Yes
461	2690	1	1	205A	Storage	Office 205 Closet	W1	Cracking, Flaking	Yes	Yes	Yes	Yes	Yes	Yes	Yes
462	2690	1	1	205A	Storage	Office 205 Closet	W2	Cracking, Chipping	Yes	Yes	Yes	Yes	Yes	Yes	Yes
463	2690	1	1	205A	Storage	Office 205 Closet	W3	Cracking	Yes	Yes	Yes	Yes	Yes	Yes	Yes
464	2690	1	1	205A	Storage	Office 205 Closet	W4	Cracking, Chipping	Yes	Yes	Yes	Yes	Yes	Yes	Yes
465	2690	1	1	206	Administrative Office	Office 206	W1	Holes, paint has been stabilized on 1	Yes	Yes	Yes	Yes	Yes	Yes	Yes
466	2690	1	1	206	Administrative Office	Office 206	W2	Chipping, Hole, paint has been stabilized	Yes	Yes	Yes	Yes	Yes	Yes	Yes
467	2690	1	1	206	Administrative Office	Office 206	W3	Holes, paint has been stabilized, Flaking on wall and behind radiators and covers	Yes	Yes	Yes	Yes	Yes	Yes	Yes
468	2690	1	1	206	Administrative Office	Office 206	W4	Cracking, Chipping	Yes	Yes	Yes	Yes	Yes	Yes	Yes
469	2690	1	1	206A	Storage	Office 206 Closet	Ceiling		Yes	Yes	Yes	Yes	Yes	Yes	Yes
470	2690	1	1	206A	Storage	Office 206 Closet	Floor		Yes	Yes	Yes	Yes	Yes	Yes	Yes
471	2690	1	1	206A	Storage	Office 206 Closet	W1		Yes	Yes	Yes	Yes	Yes	Yes	Yes
472	2690	1	1	206A	Storage	Office 206 Closet	W2	Cracking, Flaking	Yes	Yes	Yes	Yes	Yes	Yes	Yes
473	2690	1	1	206A	Storage	Office 206 Closet	W3	Flaking	Yes	Yes	Yes	Yes	Yes	Yes	Yes
474	2690	1	1	206A	Storage	Office 206 Closet	W4	Cracking, Flaking, Coat hooks pulling off wall	Yes	Yes	Yes	Yes	Yes	Yes	Yes
475	2690	1	1	213	Administrative Office	Principal's Office	W1	Cracking, Hole	Yes	Yes	Yes	Yes	Yes	Yes	Yes
476	2690	1	1	213	Administrative Office	Principal's Office	W2	Flaking on wall and behind radiator	Yes	Yes	Yes	Yes	Yes	Yes	Yes
477	2690	1	1	213	Administrative Office	Principal's Office	W3	Cracking	Yes	Yes	Yes	Yes	Yes	Yes	Yes
478	2690	1	1	213A	Storage	Principal's Office Storage Area	Floor		Yes	Yes	Yes	Yes	Yes	Yes	Yes
479	2690	1	1	213A	Storage	Principal's Office Storage Area	W2	Spalling	Yes	Yes	Yes	Yes	Yes	Yes	Yes
480	2690	1	1	S4-200	Stairs	Stairwell adjacent to Classroom 202	Ceiling	Flaking	Yes	Yes	Yes	Yes	Yes	Yes	Yes
481	2690	1	1	S4-200	Stairs	Stairwell adjacent to Classroom 202	Floor	Chipping on cove and railings	Yes	Yes	Yes	Yes	Yes	Yes	Yes

Task ID	ULCS#	Element	Floor	Space # (on Floor Plan)	Space Type	On Site Room Name	Component	Description of Paint and Plaster Damage (i.e. cracking, chipping, gouges, holes, flaking, spalling, efflorescence, significant moisture damage)	Floors in the work area covered with taped-down plastic (interiors)	Waste contained on-site and while being transported off-site	Work site properly cleaned after renovation	All chips and debris picked up, protective sheeting misted, folded dirty side inward, and taped for removal	Light lenses inspected (Y/N)	Surfaces above light fixtures inspected (Y/N)	Work area surfaces and objects cleaned using HEPA vacuum and/or wet cloths or mops (interior)
482	2690	1	1	S4-200	Stairs	Stairwell adjacent to Classroom 202	W1	Chipping on wall, doors and doorframe, Holes, paint has been stabilized, Flaking on doors and doorframe	Yes	Yes	Yes	Yes	Yes	Yes	Yes
483	2690	1	1	S4-200	Stairs	Stairwell adjacent to Classroom 202	W3	Chipping on doors and doorframe, Hole, paint has been stabilized	Yes	Yes	Yes	Yes	Yes	Yes	Yes
484	2690	1	1	S4-200	Stairs	Stairwell adjacent to Classroom 202	W4	Holes, paint has been stabilized	Yes	Yes	Yes	Yes	Yes	Yes	Yes
485	2690	1	1	S18	Circulation (Hallway)	Stairwell adjacent to Classroom 202 Vestibule	W2	Chipping on radiator, Holes, Flaking on wall and radiator heat shield	Yes	Yes	Yes	Yes	Yes	Yes	Yes
486	2690	1	1	S18	Circulation (Hallway)	Stairwell adjacent to Classroom 202 Vestibule	W3	Chipping on doors and doorframe, Flaking	Yes	Yes	Yes	Yes	Yes	Yes	Yes
487	2690	1	1	S18	Circulation (Hallway)	Stairwell adjacent to Classroom 202 Vestibule	W4	Holes, paint has been stabilized, Flaking on wall and radiator heat shield	Yes	Yes	Yes	Yes	Yes	Yes	Yes
488	2690	1	1	S2-200	Stairs	Stairwell adjacent to Classroom 207	Ceiling	Flaking	Yes	Yes	Yes	Yes	Yes	Yes	Yes
489	2690	1	1	S2-200	Stairs	Stairwell adjacent to Classroom 207	Floor	Chipping on stairs and railings	Yes	Yes	Yes	Yes	Yes	Yes	Yes
490	2690	1	1	S2-200	Stairs	Stairwell adjacent to Classroom 207	W1	Chipping on railings, Flaking above windows	Yes	Yes	Yes	Yes	Yes	Yes	Yes
491	2690	1	1	S2-200	Stairs	Stairwell adjacent to Classroom 207	W2	Cracking, Chipping on wall and radiator, Holes, paint has been stabilized	Yes	Yes	Yes	Yes	Yes	Yes	Yes
492	2690	1	1	S2-200	Stairs	Stairwell adjacent to Classroom 207	W3	Holes, some paint has been stabilized	Yes	Yes	Yes	Yes	Yes	Yes	Yes
493	2690	1	1	S2-200	Stairs	Stairwell adjacent to Classroom 207	W4	Cracking, Chipping, Holes, paint has been stabilized	Yes	Yes	Yes	Yes	Yes	Yes	Yes
494	2690	1	1	S1-200	Stairs	Stairwell adjacent to Classroom 209	Ceiling	Chipping	Yes	Yes	Yes	Yes	Yes	Yes	Yes
495	2690	1	1	S1-200	Stairs	Stairwell adjacent to Classroom 209	Floor	Chipping on stairs, cove, and railings	Yes	Yes	Yes	Yes	Yes	Yes	Yes
496	2690	1	1	S1-200	Stairs	Stairwell adjacent to Classroom 209	W1	Cracking	Yes	Yes	Yes	Yes	Yes	Yes	Yes
497	2690	1	1	S1-200	Stairs	Stairwell adjacent to Classroom 209	W2	Chipping on doors, Gouges	Yes	Yes	Yes	Yes	Yes	Yes	Yes
498	2690	1	1	S1-200	Stairs	Stairwell adjacent to Classroom 209	W3	Cracking, Chipping on metal jackets, Flaking on metal pipe, Spalling, Efflorescence	Yes	Yes	Yes	Yes	Yes	Yes	Yes
499	2690	1	1	S1-200	Stairs	Stairwell adjacent to Classroom 209	W4	Cracking, Spalling	Yes	Yes	Yes	Yes	Yes	Yes	Yes
500	2690	1	1	203B	Circulation (Hallway)	Vestibule 203	W1	Cracking	Yes	Yes	Yes	Yes	Yes	Yes	Yes
501	2690	1	1	203B	Circulation (Hallway)	Vestibule 203	W2	Cracking, Chipping	Yes	Yes	Yes	Yes	Yes	Yes	Yes
502	2690	1	1	203B	Circulation (Hallway)	Vestibule 203	W3	Chipping	Yes	Yes	Yes	Yes	Yes	Yes	Yes
503	2690	1	1	203B	Circulation (Hallway)	Vestibule 203	W4	Chipping	Yes	Yes	Yes	Yes	Yes	Yes	Yes
504	2690	1	1	203A	Storage	Vestibule 203 Closet	Ceiling		Yes	Yes	Yes	Yes	Yes	Yes	Yes

Task ID	ULCS#	Element	Floor	Space # (on Floor Plan)	Space Type	On Site Room Name	Component	Description of Paint and Plaster Damage (i.e. cracking, chipping, gouges, holes, flaking, spalling, efflorescence, significant moisture damage)	Floors in the work area covered with taped-down plastic (interiors)	Waste contained on-site and while being transported off-site	Work site properly cleaned after renovation	All chips and debris picked up, protective sheeting misted, folded dirty side inward, and taped for removal	Light lenses inspected (Y/N)	Surfaces above light fixtures inspected (Y/N)	Work area surfaces and objects cleaned using HEPA vacuum and/or wet cloths or mops (interior)
505	2690	1	1	203A	Storage	Vestibule 203 Closet	Floor		Yes	Yes	Yes	Yes	Yes	Yes	Yes
506	2690	1	1	203A	Storage	Vestibule 203 Closet	W1		Yes	Yes	Yes	Yes	Yes	Yes	Yes
507	2690	1	1	203A	Storage	Vestibule 203 Closet	W2		Yes	Yes	Yes	Yes	Yes	Yes	Yes
508	2690	1	1	203A	Storage	Vestibule 203 Closet	W3	Chipping	Yes	Yes	Yes	Yes	Yes	Yes	Yes
509	2690	1	1	203A	Storage	Vestibule 203 Closet	W4		Yes	Yes	Yes	Yes	Yes	Yes	Yes
510	2690	2	0	2-100A	Stage	Auditorium Stage	W3	Chipping	Yes	Yes	Yes	Yes	Yes	Yes	Yes
511	2690	2	0	2-100A	Stage	Auditorium Stage	W4	Chipping	Yes	Yes	Yes	Yes	Yes	Yes	Yes
512	2690	2	0	2-100	Gymnasium / Auditorium / Cafeteria	Auditorium/Gymnasium/Cafeteria	Ceiling	Flaking on beam	Yes	Yes	Yes	Yes	Yes	Yes	Yes
513	2690	2	0	2-100	Gymnasium / Auditorium / Cafeteria	Auditorium/Gymnasium/Cafeteria	W1	Cracking, Chipping on wall, doorframe, and office window, Efflorescence	Yes	Yes	Yes	Yes	Yes	Yes	Yes
514	2690	2	0	2-100	Gymnasium / Auditorium / Cafeteria	Auditorium/Gymnasium/Cafeteria	W2	Chipping on wall and metal duct	Yes	Yes	Yes	Yes	Yes	Yes	Yes
515	2690	2	0	2-100	Gymnasium / Auditorium / Cafeteria	Auditorium/Gymnasium/Cafeteria	W3	Chipping on wall, doors, and frames	Yes	Yes	Yes	Yes	Yes	Yes	Yes
516	2690	2	0	2-100	Gymnasium / Auditorium / Cafeteria	Auditorium/Gymnasium/Cafeteria	W4	Chipping	Yes	Yes	Yes	Yes	Yes	Yes	Yes
517	2690	1	0	107G	Student Restrooms - Male (4-12)	Basement Boy's Restroom Toilet Area	Ceiling	Flaking on ceiling and metal ducts	Yes	Yes	Yes	Yes	Yes	Yes	Yes
518	2690	1	0	107G	Student Restrooms - Male (4-12)	Basement Boy's Restroom Toilet Area	Floor		Yes	Yes	Yes	Yes	Yes	Yes	Yes
519	2690	1	0	107G	Student Restrooms - Male (4-12)	Basement Boy's Restroom Toilet Area	W1	Flaking	Yes	Yes	Yes	Yes	Yes	Yes	Yes
520	2690	1	0	107G	Student Restrooms - Male (4-12)	Basement Boy's Restroom Toilet Area	W2	Flaking	Yes	Yes	Yes	Yes	Yes	Yes	Yes
521	2690	1	0	107G	Student Restrooms - Male (4-12)	Basement Boy's Restroom Toilet Area	W3	Flaking	Yes	Yes	Yes	Yes	Yes	Yes	Yes
522	2690	1	0	107G	Student Restrooms - Male (4-12)	Basement Boy's Restroom Toilet Area	W4	Flaking	Yes	Yes	Yes	Yes	Yes	Yes	Yes
523	2690	1	0	107F	Student Restrooms - Male (4-12)	Basement Boy's Restroom Urinal Area	Ceiling	Flaking on ceiling, metal pipes, and metal ducts	Yes	Yes	Yes	Yes	Yes	Yes	Yes
524	2690	1	0	107F	Student Restrooms - Male (4-12)	Basement Boy's Restroom Urinal Area	Floor		Yes	Yes	Yes	Yes	Yes	Yes	Yes

Task ID	ULCS#	E l e m e n t	F l o o r	Space # (on Floor Plan)	Space Type	On Site Room Name	Component	Description of Paint and Plaster Damage (i.e. cracking, chipping, gouges, holes, flaking, spalling, efflorescence, significant moisture damage)	Floors in the work area covered with taped-down plastic (interiors)	Waste contained on-site and while being transported off-site	Work site properly cleaned after renovation	All chips and debris picked up, protective sheeting misted, folded dirty side inward, and taped for removal	Light lenses inspected (Y/N)	Surfaces above light fixtures inspected (Y/N)	Work area surfaces and objects cleaned using HEPA vacuum and/or wet cloths or mops (interior)
525	2690	1	0	107F	Student Restrooms - Male (4-12)	Basement Boy's Restroom Urinal Area	W1	Flaking	Yes	Yes	Yes	Yes	Yes	Yes	Yes
526	2690	1	0	107F	Student Restrooms - Male (4-12)	Basement Boy's Restroom Urinal Area	W2	Flaking	Yes	Yes	Yes	Yes	Yes	Yes	Yes
527	2690	1	0	107F	Student Restrooms - Male (4-12)	Basement Boy's Restroom Urinal Area	W3	Flaking	Yes	Yes	Yes	Yes	Yes	Yes	Yes
528	2690	1	0	107F	Student Restrooms - Male (4-12)	Basement Boy's Restroom Urinal Area	W4	Flaking	Yes	Yes	Yes	Yes	Yes	Yes	Yes
529	2690	1	0	100	Student Restrooms - Female (4-12)	Basement Girl's Restroom	Ceiling	Cracking on ACM pipe insulation, Flaking on ceiling, metal pipes, and metal ducts	Yes	Yes	Yes	Yes	Yes	Yes	Yes
530	2690	1	0	100	Student Restrooms - Female (4-12)	Basement Girl's Restroom	Floor		Yes	Yes	Yes	Yes	Yes	Yes	Yes
531	2690	1	0	100	Student Restrooms - Female (4-12)	Basement Girl's Restroom	W1	Flaking	Yes	Yes	Yes	Yes	Yes	Yes	Yes
532	2690	1	0	100	Student Restrooms - Female (4-12)	Basement Girl's Restroom	W2		Yes	Yes	Yes	Yes	Yes	Yes	Yes
533	2690	1	0	100	Student Restrooms - Female (4-12)	Basement Girl's Restroom	W3	Flaking	Yes	Yes	Yes	Yes	Yes	Yes	Yes
534	2690	1	0	100	Student Restrooms - Female (4-12)	Basement Girl's Restroom	W4	Flaking	Yes	Yes	Yes	Yes	Yes	Yes	Yes
535	2690	1	0	101	Primary	Classroom 101	Ceiling	Cracking on ACM pipe insulation, Chipping on metal duct, metal pipe, and metal steam pipes, Flaking on metal duct and metal steam pipes, Significant Moisture Damage	Yes	Yes	Yes	Yes	Yes	Yes	Yes
536	2690	1	0	101	Primary	Classroom 101	Floor		Yes	Yes	Yes	Yes	Yes	Yes	Yes
537	2690	1	0	101	Primary	Classroom 101	W1	Cracking, Chipping, Holes, paint has been stabilized	Yes	Yes	Yes	Yes	Yes	Yes	Yes
538	2690	1	0	101	Primary	Classroom 101	W2	Chipping, Flaking	Yes	Yes	Yes	Yes	Yes	Yes	Yes
539	2690	1	0	101	Primary	Classroom 101	W3	Cracking, Holes, paint has been stabilized, Flaking on wall and metal jacket	Yes	Yes	Yes	Yes	Yes	Yes	Yes
540	2690	1	0	101	Primary	Classroom 101	W4	Cracking	Yes	Yes	Yes	Yes	Yes	Yes	Yes
541	2690	1	0	101A	Student Restrooms - Male/Female (Classroom)	Classroom 101 Restroom	Ceiling	Significant Moisture Damage	Yes	Yes	Yes	Yes	Yes	Yes	Yes

Task ID	ULCS#	Element	Floor	Space # (on Floor Plan)	Space Type	On Site Room Name	Component	Description of Paint and Plaster Damage (i.e. cracking, chipping, gouges, holes, flaking, spalling, efflorescence, significant moisture damage)	Floors in the work area covered with taped-down plastic (interiors)	Waste contained on-site and while being transported off-site	Work site properly cleaned after renovation	All chips and debris picked up, protective sheeting misted, folded dirty side inward, and taped for removal	Light lenses inspected (Y/N)	Surfaces above light fixtures inspected (Y/N)	Work area surfaces and objects cleaned using HEPA vacuum and/or wet cloths or mops (interior)
542	2690	1	0	101A	Student Restrooms - Male/Female (Classroom)	Classroom 101 Restroom	Floor		Yes	Yes	Yes	Yes	Yes	Yes	Yes
543	2690	1	0	101A	Student Restrooms - Male/Female (Classroom)	Classroom 101 Restroom	W3	Holes, paint has been stabilized	Yes	Yes	Yes	Yes	Yes	Yes	Yes
544	2690	1	0	102C	Circulation (Hallway)	Classroom 102 Vestibule	Ceiling	Flaking on and above metal duct	Yes	Yes	Yes	Yes	Yes	Yes	Yes
545	2690	1	0	102C	Circulation (Hallway)	Classroom 102 Vestibule	W2	Cracking, Chipping	Yes	Yes	Yes	Yes	Yes	Yes	Yes
546	2690	1	0	102C	Circulation (Hallway)	Classroom 102 Vestibule	W3	Chipping	Yes	Yes	Yes	Yes	Yes	Yes	Yes
547	2690	1	0	102C	Circulation (Hallway)	Classroom 102 Vestibule	W4	Cracking, Chipping	Yes	Yes	Yes	Yes	Yes	Yes	Yes
548	2690	1	0	102	Primary	Classroom 102A	Ceiling	Chipping on metal steam pipes, Flaking on ceiling, metal duct, and metal steam pipes	Yes	Yes	Yes	Yes	Yes	Yes	Yes
549	2690	1	0	102	Primary	Classroom 102A	W1	Chipping	Yes	Yes	Yes	Yes	Yes	Yes	Yes
550	2690	1	0	102	Primary	Classroom 102A	W2	Holes in sheetrock	Yes	Yes	Yes	Yes	Yes	Yes	Yes
551	2690	1	0	102	Primary	Classroom 102A	W3	Flaking	Yes	Yes	Yes	Yes	Yes	Yes	Yes
552	2690	1	0	102	Primary	Classroom 102A	W4	Flaking	Yes	Yes	Yes	Yes	Yes	Yes	Yes
553	2690	1	0	102B	Primary	Classroom 102B (to Right of Vestibule)	Ceiling	Cracking on ACM pipe insulation, chipping on metal steam pipes	Yes	Yes	Yes	Yes	Yes	Yes	Yes
554	2690	1	0	102B	Primary	Classroom 102B (to Right of Vestibule)	W1	Chipping	Yes	Yes	Yes	Yes	Yes	Yes	Yes
555	2690	1	0	102B	Primary	Classroom 102B (to Right of Vestibule)	W2	Chipping	Yes	Yes	Yes	Yes	Yes	Yes	Yes
556	2690	1	0	102B	Primary	Classroom 102B (to Right of Vestibule)	W3	Chipping on metal jacket, Flaking	Yes	Yes	Yes	Yes	Yes	Yes	Yes
557	2690	1	0	102B	Primary	Classroom 102B (to Right of Vestibule)	W4	Chipping	Yes	Yes	Yes	Yes	Yes	Yes	Yes
558	2690	1	0	104	Primary	Classroom 104	Ceiling	Cracking on ACM pipe insulation, Flaking on ceiling and ACM pipe insulation	Yes	Yes	Yes	Yes	Yes	Yes	Yes
559	2690	1	0	104	Primary	Classroom 104	Floor		Yes	Yes	Yes	Yes	Yes	Yes	Yes
560	2690	1	0	104	Primary	Classroom 104	W1	Chipping on wall and doorframe, Flaking	Yes	Yes	Yes	Yes	Yes	Yes	Yes
561	2690	1	0	104	Primary	Classroom 104	W2	Chipping	Yes	Yes	Yes	Yes	Yes	Yes	Yes
562	2690	1	0	104	Primary	Classroom 104	W3	Chipping on metal jackets, Flaking on wall and metal jackets	Yes	Yes	Yes	Yes	Yes	Yes	Yes

Task ID	ULCS#	E l e m e n t	F l o o r	Space # (on Floor Plan)	Space Type	On Site Room Name	Component	Description of Paint and Plaster Damage (i.e. cracking, chipping, gouges, holes, flaking, spalling, efflorescence, significant moisture damage)	Floors in the work area covered with taped-down plastic (interiors)	Waste contained on-site and while being transported off-site	Work site properly cleaned after renovation	All chips and debris picked up, protective sheeting misted, folded dirty side inward, and taped for removal	Light lenses inspected (Y/N)	Surfaces above light fixtures inspected (Y/N)	Work area surfaces and objects cleaned using HEPA vacuum and/or wet cloths or mops (interior)
563	2690	1	0	104	Primary	Classroom 104	W4	Chipping, Holes in sheetrock	Yes	Yes	Yes	Yes	Yes	Yes	Yes
564	2690	1	0	107	Primary	Classroom 107	Ceiling	Cracking on ACM pipe insulation and ceiling, Chipping on metal steam pipes, Flaking	N/A	N/A	N/A	N/A	N/A	N/A	N/A
565	2690	1	0	107	Primary	Classroom 107	W1	Cracking, Chipping on wall and cove, Flaking	N/A	N/A	N/A	N/A	N/A	N/A	N/A
566	2690	1	0	107	Primary	Classroom 107	W2	Cracking, Chipping on cove, Flaking on wall and metal jackets	N/A	N/A	N/A	N/A	N/A	N/A	N/A
567	2690	1	0	107	Primary	Classroom 107	W3	Cracking, Chipping on cove, Flaking, Spalling	N/A	N/A	N/A	N/A	N/A	N/A	N/A
568	2690	1	0	107	Primary	Classroom 107	W4	Cracking, some in air shaft, Chipping, Holes, Flaking, Significant Moisture Damage	N/A	N/A	N/A	N/A	N/A	N/A	N/A
569	2690	1	0	107A	Student Restrooms - Male/Female (Classroom)	Classroom 107 Restroom	Ceiling	Flaking	N/A	N/A	N/A	N/A	N/A	N/A	N/A
570	2690	1	0	107A	Student Restrooms - Male/Female (Classroom)	Classroom 107 Restroom	W1	Chipping on metal pipes	N/A	N/A	N/A	N/A	N/A	N/A	N/A
571	2690	1	0	107A	Student Restrooms - Male/Female (Classroom)	Classroom 107 Restroom	W3	Flaking	N/A	N/A	N/A	N/A	N/A	N/A	N/A
572	2690	1	0	102A	Storage	Closet adjacent to Classroom 102 Vestibule	Ceiling	No Access	Yes	Yes	Yes	Yes	Yes	Yes	Yes
573	2690	1	0	102A	Storage	Closet adjacent to Classroom 102 Vestibule	Floor	No Access	Yes	Yes	Yes	Yes	Yes	Yes	Yes
574	2690	1	0	102A	Storage	Closet adjacent to Classroom 102 Vestibule	W1	No Access	Yes	Yes	Yes	Yes	Yes	Yes	Yes
575	2690	1	0	102A	Storage	Closet adjacent to Classroom 102 Vestibule	W2	No Access	Yes	Yes	Yes	Yes	Yes	Yes	Yes
576	2690	1	0	102A	Storage	Closet adjacent to Classroom 102 Vestibule	W3	No Access	Yes	Yes	Yes	Yes	Yes	Yes	Yes
577	2690	1	0	102A	Storage	Closet adjacent to Classroom 102 Vestibule	W4	No Access	Yes	Yes	Yes	Yes	Yes	Yes	Yes
578	2690	1	0	101B	Storage	Closet between Classroom 101 and Stairwell	Ceiling	Flaking	Yes	Yes	Yes	Yes	Yes	Yes	Yes
579	2690	1	0	101B	Storage	Closet between Classroom 101 and Stairwell	Floor		Yes	Yes	Yes	Yes	Yes	Yes	Yes

Task ID	ULCS#	E l e m e n t	F l o o r	Space # (on Floor Plan)	Space Type	On Site Room Name	Component	Description of Paint and Plaster Damage (i.e. cracking, chipping, gouges, holes, flaking, spalling, efflorescence, significant moisture damage)	Floors in the work area covered with taped-down plastic (interiors)	Waste contained on-site and while being transported off-site	Work site properly cleaned after renovation	All chips and debris picked up, protective sheeting misted, folded dirty side inward, and taped for removal	Light lenses inspected (Y/N)	Surfaces above light fixtures inspected (Y/N)	Work area surfaces and objects cleaned using HEPA vacuum and/or wet cloths or mops (interior)
580	2690	1	0	101B	Storage	Closet between Classroom 101 and Stairwell	W1		Yes	Yes	Yes	Yes	Yes	Yes	Yes
581	2690	1	0	101B	Storage	Closet between Classroom 101 and Stairwell	W2		Yes	Yes	Yes	Yes	Yes	Yes	Yes
582	2690	1	0	101B	Storage	Closet between Classroom 101 and Stairwell	W3		Yes	Yes	Yes	Yes	Yes	Yes	Yes
583	2690	1	0	101B	Storage	Closet between Classroom 101 and Stairwell	W4	Efflorescence	Yes	Yes	Yes	Yes	Yes	Yes	Yes
584	2690	1	0	H103D	Administrative Office	Education Works Office	Ceiling	Cracking on ACM pipe insulation	Yes	Yes	Yes	Yes	Yes	Yes	Yes
585	2690	1	0	H103D	Administrative Office	Education Works Office	Floor		Yes	Yes	Yes	Yes	Yes	Yes	Yes
586	2690	1	0	H103D	Administrative Office	Education Works Office	W2	Chipping	Yes	Yes	Yes	Yes	Yes	Yes	Yes
587	2690	2	0	2-104	Lockers - Male	Former Boy's Locker Room	W1	Chipping on doorframe	Yes	Yes	Yes	Yes	Yes	Yes	Yes
588	2690	2	0	2-104	Lockers - Male	Former Boy's Locker Room	W2	Chipping	Yes	Yes	Yes	Yes	Yes	Yes	Yes
589	2690	2	0	2-104	Lockers - Male	Former Boy's Locker Room	W3	Chipping	Yes	Yes	Yes	Yes	Yes	Yes	Yes
590	2690	2	0	2-104	Lockers - Male	Former Boy's Locker Room	W4	Chipping on lockers	Yes	Yes	Yes	Yes	Yes	Yes	Yes
591	2690	2	0	2-104A	Student Restrooms - Male (4-12)	Former Boy's Locker Room Restroom	W1	Chipping on wall and doorframe	Yes	Yes	Yes	Yes	Yes	Yes	Yes
592	2690	2	0	2-104A	Student Restrooms - Male (4-12)	Former Boy's Locker Room Restroom	W2	Chipping	Yes	Yes	Yes	Yes	Yes	Yes	Yes
593	2690	2	0	2-104A	Student Restrooms - Male (4-12)	Former Boy's Locker Room Restroom	W3	Chipping, Flaking on metal jacket	Yes	Yes	Yes	Yes	Yes	Yes	Yes
594	2690	2	0	2-104A	Student Restrooms - Male (4-12)	Former Boy's Locker Room Restroom	W4	Chipping	Yes	Yes	Yes	Yes	Yes	Yes	Yes
595	2690	2	0	2-104B	Showers - Male	Former Boy's Locker Room Shower Area	Ceiling	Chipping on partition at entrance	Yes	Yes	Yes	Yes	Yes	Yes	Yes
596	2690	2	0	2-104B	Showers - Male	Former Boy's Locker Room Shower Area	Floor	Chipping on center walls for old showers	Yes	Yes	Yes	Yes	Yes	Yes	Yes
597	2690	2	0	2-104B	Showers - Male	Former Boy's Locker Room Shower Area	W1	Chipping	Yes	Yes	Yes	Yes	Yes	Yes	Yes
598	2690	2	0	2-104B	Showers - Male	Former Boy's Locker Room Shower Area	W2	Chipping	Yes	Yes	Yes	Yes	Yes	Yes	Yes
599	2690	2	0	2-104B	Showers - Male	Former Boy's Locker Room Shower Area	W3	Chipping	Yes	Yes	Yes	Yes	Yes	Yes	Yes

Task ID	ULCS#	E l e m e n t	F l o o r	Space # (on Floor Plan)	Space Type	On Site Room Name	Component	Description of Paint and Plaster Damage (i.e. cracking, chipping, gouges, holes, flaking, spalling, efflorescence, significant moisture damage)	Floors in the work area covered with taped-down plastic (interiors)	Waste contained on-site and while being transported off-site	Work site properly cleaned after renovation	All chips and debris picked up, protective sheeting misted, folded dirty side inward, and taped for removal	Light lenses inspected (Y/N)	Surfaces above light fixtures inspected (Y/N)	Work area surfaces and objects cleaned using HEPA vacuum and/or wet cloths or mops (interior)
600	2690	2	0	2-104B	Showers - Male	Former Boy's Locker Room Shower Area	W4	Chipping	Yes	Yes	Yes	Yes	Yes	Yes	Yes
601	2690	2	0	2-105	Lockers - Female	Former Girl's Locker Room	Ceiling		Yes	Yes	Yes	Yes	Yes	Yes	Yes
602	2690	2	0	2-105	Lockers - Female	Former Girl's Locker Room	Floor		Yes	Yes	Yes	Yes	Yes	Yes	Yes
603	2690	2	0	2-105	Lockers - Female	Former Girl's Locker Room	W1	Chipping on wall and doorframe	Yes	Yes	Yes	Yes	Yes	Yes	Yes
604	2690	2	0	2-105	Lockers - Female	Former Girl's Locker Room	W2		Yes	Yes	Yes	Yes	Yes	Yes	Yes
605	2690	2	0	2-105	Lockers - Female	Former Girl's Locker Room	W3	Chipping	Yes	Yes	Yes	Yes	Yes	Yes	Yes
606	2690	2	0	2-105	Lockers - Female	Former Girl's Locker Room	W4	Cracking, Chipping	Yes	Yes	Yes	Yes	Yes	Yes	Yes
607	2690	2	0	2-105A	Showers - Female	Former Girl's Locker Room Large Shower Area	Ceiling		Yes	Yes	Yes	Yes	Yes	Yes	Yes
608	2690	2	0	2-105A	Showers - Female	Former Girl's Locker Room Large Shower Area	Floor	Chipping on center walls for old showers	Yes	Yes	Yes	Yes	Yes	Yes	Yes
609	2690	2	0	2-105A	Showers - Female	Former Girl's Locker Room Large Shower Area	W1	Chipping	Yes	Yes	Yes	Yes	Yes	Yes	Yes
610	2690	2	0	2-105A	Showers - Female	Former Girl's Locker Room Large Shower Area	W2	Chipping	Yes	Yes	Yes	Yes	Yes	Yes	Yes
611	2690	2	0	2-105A	Showers - Female	Former Girl's Locker Room Large Shower Area	W3	Chipping	Yes	Yes	Yes	Yes	Yes	Yes	Yes
612	2690	2	0	2-105A	Showers - Female	Former Girl's Locker Room Large Shower Area	W4	Chipping	Yes	Yes	Yes	Yes	Yes	Yes	Yes
613	2690	2	0	2-105B	Student Restrooms - Female (4-12)	Former Girl's Locker Room Restroom	W1	Chipping	Yes	Yes	Yes	Yes	Yes	Yes	Yes
614	2690	2	0	2-105B	Student Restrooms - Female (4-12)	Former Girl's Locker Room Restroom	W2	Chipping	Yes	Yes	Yes	Yes	Yes	Yes	Yes
615	2690	2	0	2-105B	Student Restrooms - Female (4-12)	Former Girl's Locker Room Restroom	W3	Cracking in corner of walls 2&3, Chipping	Yes	Yes	Yes	Yes	Yes	Yes	Yes
616	2690	2	0	2-105B	Student Restrooms - Female (4-12)	Former Girl's Locker Room Restroom	W4	Chipping	Yes	Yes	Yes	Yes	Yes	Yes	Yes

Task ID	ULCS#	Element	Floor	Space # (on Floor Plan)	Space Type	On Site Room Name	Component	Description of Paint and Plaster Damage (i.e. cracking, chipping, gouges, holes, flaking, spalling, efflorescence, significant moisture damage)	Floors in the work area covered with taped-down plastic (interiors)	Waste contained on-site and while being transported off-site	Work site properly cleaned after renovation	All chips and debris picked up, protective sheeting misted, folded dirty side inward, and taped for removal	Light lenses inspected (Y/N)	Surfaces above light fixtures inspected (Y/N)	Work area surfaces and objects cleaned using HEPA vacuum and/or wet cloths or mops (interior)
617	2690	2	0	2-105C	Showers - Male	Former Girl's Locker Room Small Shower Area	W1	Flaking	Yes	Yes	Yes	Yes	Yes	Yes	Yes
618	2690	2	0	2-105C	Showers - Male	Former Girl's Locker Room Small Shower Area	W2	Flaking	Yes	Yes	Yes	Yes	Yes	Yes	Yes
619	2690	2	0	2-105C	Showers - Male	Former Girl's Locker Room Small Shower Area	W3	Cracking in corner of walls 3&4, Flaking	Yes	Yes	Yes	Yes	Yes	Yes	Yes
620	2690	2	0	2-105C	Showers - Male	Former Girl's Locker Room Small Shower Area	W4	Flaking	Yes	Yes	Yes	Yes	Yes	Yes	Yes
621	2690	2	0	2-106	Administrative Office	Gym Office	W1	Chipping on doorframe	Yes	Yes	Yes	Yes	Yes	Yes	Yes
622	2690	2	0	2-106	Administrative Office	Gym Office	W2	Chipping	Yes	Yes	Yes	Yes	Yes	Yes	Yes
623	2690	2	0	2-106A	Restrooms, Staff - Male/Female	Gym Office Restroom	W1	Chipping on doorframe	Yes	Yes	Yes	Yes	Yes	Yes	Yes
624	2690	2	0	2-106A	Restrooms, Staff - Male/Female	Gym Office Restroom	W3	Chipping	Yes	Yes	Yes	Yes	Yes	Yes	Yes
625	2690	2	0	2-106A	Restrooms, Staff - Male/Female	Gym Office Restroom	W4	Chipping	Yes	Yes	Yes	Yes	Yes	Yes	Yes
626	2690	2	0	103A	Storage	Gym Storage Room	W1	Chipping on wall and frame, Efflorescence	Yes	Yes	Yes	Yes	Yes	Yes	Yes
627	2690	2	0	103A	Storage	Gym Storage Room	W2	Chipping	Yes	Yes	Yes	Yes	Yes	Yes	Yes
628	2690	2	0	103A	Storage	Gym Storage Room	W3	Chipping, Hole	Yes	Yes	Yes	Yes	Yes	Yes	Yes
629	2690	2	0	103A	Storage	Gym Storage Room	W4	Chipping, Holes, Efflorescence	Yes	Yes	Yes	Yes	Yes	Yes	Yes
630	2690	2	0	2-111	Circulation (Hallway)	Hallway between Elements 1 and 2	W1	Cracking, Chipping on doors and frame, Holes	Yes	Yes	Yes	Yes	Yes	Yes	Yes
631	2690	2	0	2-111	Circulation (Hallway)	Hallway between Elements 1 and 2	W2	Chipping on doors and frame center	Yes	Yes	Yes	Yes	Yes	Yes	Yes
632	2690	2	0	2-111	Circulation (Hallway)	Hallway between Elements 1 and 2	W3	Chipping on doors and frame	Yes	Yes	Yes	Yes	Yes	Yes	Yes
633	2690	2	0	2-111	Circulation (Hallway)	Hallway between Elements 1 and 2	W4	Chipping on doors and frame	Yes	Yes	Yes	Yes	Yes	Yes	Yes
634	2690	1	0	H100	Circulation (Hallway)	Hallway outside Boiler Room	Ceiling	Cracking on ACM pipe insulation, Chipping above pipes and on metal duct, Flaking on ACM pipe insulation, metal duct, metal pipe, and ceiling, some above duct	Yes	Yes	Yes	Yes	Yes	Yes	Yes
635	2690	1	0	H100	Circulation (Hallway)	Hallway outside Boiler Room	Floor	Chipping along walls	Yes	Yes	Yes	Yes	Yes	Yes	Yes
636	2690	1	0	H100	Circulation (Hallway)	Hallway outside Boiler Room	W2	Chipping on wall and metal pipe, Flaking on wall and metal pipe	Yes	Yes	Yes	Yes	Yes	Yes	Yes

Task ID	ULCS#	Element	Floor	Space # (on Floor Plan)	Space Type	On Site Room Name	Component	Description of Paint and Plaster Damage (i.e. cracking, chipping, gouges, holes, flaking, spalling, efflorescence, significant moisture damage)	Floors in the work area covered with taped-down plastic (interiors)	Waste contained on-site and while being transported off-site	Work site properly cleaned after renovation	All chips and debris picked up, protective sheeting misted, folded dirty side inward, and taped for removal	Light lenses inspected (Y/N)	Surfaces above light fixtures inspected (Y/N)	Work area surfaces and objects cleaned using HEPA vacuum and/or wet cloths or mops (interior)
637	2690	1	0	H100	Circulation (Hallway)	Hallway outside Boiler Room	W4	Flaking on wall and metal jackets	Yes	Yes	Yes	Yes	Yes	Yes	Yes
638	2690	1	0	013A	Storage	Hallway outside Boiler Room Closet	Ceiling	No Access							
639	2690	1	0	013A	Storage	Hallway outside Boiler Room Closet	Floor	No Access							
640	2690	1	0	013A	Storage	Hallway outside Boiler Room Closet	W1	No Access							
641	2690	1	0	013A	Storage	Hallway outside Boiler Room Closet	W2	No Access							
642	2690	1	0	013A	Storage	Hallway outside Boiler Room Closet	W3	No Access							
643	2690	1	0	013A	Storage	Hallway outside Boiler Room Closet	W4	No Access							
644	2690	1	0	H102	Circulation (Hallway)	Hallway outside Classroom 101	Ceiling	Cracking on ACM pipe insulation, Chipping on metal duct, Flaking on ceiling and metal duct around attached lights	Yes	Yes	Yes	Yes	Yes	Yes	Yes
645	2690	1	0	H102	Circulation (Hallway)	Hallway outside Classroom 101	Floor	Chipping along walls and railings	Yes	Yes	Yes	Yes	Yes	Yes	Yes
646	2690	1	0	H102	Circulation (Hallway)	Hallway outside Classroom 101	W1	Chipping on metal jackets, Flaking on wall and ACM pipe insulation	Yes	Yes	Yes	Yes	Yes	Yes	Yes
647	2690	1	0	H102	Circulation (Hallway)	Hallway outside Classroom 101	W2	Chipping on metal pipe	Yes	Yes	Yes	Yes	Yes	Yes	Yes
648	2690	1	0	H102	Circulation (Hallway)	Hallway outside Classroom 101	W3	Chipping on metal pipe, Flaking	Yes	Yes	Yes	Yes	Yes	Yes	Yes
649	2690	1	0	H102	Circulation (Hallway)	Hallway outside Classroom 101	W4	Chipping on doors and frame exterior entrance, Chipping on 3rd set of doors in, Flaking on ACM pipe insulation and wood frame of 2nd set of doors in	Yes	Yes	Yes	Yes	Yes	Yes	Yes
650	2690	2	0	2-107	Circulation (Hallway)	Hallway outside Gym	W1	Chipping	Yes	Yes	Yes	Yes	Yes	Yes	Yes
651	2690	2	0	2-107	Circulation (Hallway)	Hallway outside Gym	W2	Cracking in corner of walls 1&2	Yes	Yes	Yes	Yes	Yes	Yes	Yes
652	2690	2	0	2-107	Circulation (Hallway)	Hallway outside Gym	W3	Chipping	Yes	Yes	Yes	Yes	Yes	Yes	Yes
653	2690	2	0	2-107	Circulation (Hallway)	Hallway outside Gym	W4	Cracking, Chipping	Yes	Yes	Yes	Yes	Yes	Yes	Yes
654	2690	1	0	H101	Circulation (Hallway)	Hallway outside Nurse's Office	Ceiling	Chipping on ceiling and metal duct, Flaking on ceiling, ACM pipe insulation, metal pipe, and metal duct	Yes	Yes	Yes	Yes	Yes	Yes	Yes
655	2690	1	0	H101	Circulation (Hallway)	Hallway outside Nurse's Office	Floor	Chipping along walls	Yes	Yes	Yes	Yes	Yes	Yes	Yes

Task ID	ULCS#	E l e m e n t	F l o o r	Space # (on Floor Plan)	Space Type	On Site Room Name	Component	Description of Paint and Plaster Damage (i.e. cracking, chipping, gouges, holes, flaking, spalling, efflorescence, significant moisture damage)	Floors in the work area covered with taped-down plastic (interiors)	Waste contained on-site and while being transported off-site	Work site properly cleaned after renovation	All chips and debris picked up, protective sheeting misted, folded dirty side inward, and taped for removal	Light lenses inspected (Y/N)	Surfaces above light fixtures inspected (Y/N)	Work area surfaces and objects cleaned using HEPA vacuum and/or wet cloths or mops (interior)
656	2690	1	0	H101	Circulation (Hallway)	Hallway outside Nurse's Office	W1	Flaking on wall, metal duct, and bell	Yes	Yes	Yes	Yes	Yes	Yes	Yes
657	2690	1	0	H101	Circulation (Hallway)	Hallway outside Nurse's Office	W3	Flaking	Yes	Yes	Yes	Yes	Yes	Yes	Yes
658	2690	1	0	H103	Circulation (Hallway)	Hallway outside Storage Room 103-Classroom 104	Ceiling	Cracking on ACM pipe insulation, Flaking on and above metal duct	Yes	Yes	Yes	Yes	Yes	Yes	Yes
659	2690	1	0	H103	Circulation (Hallway)	Hallway outside Storage Room 103-Classroom 104	Floor	Chipping along walls	Yes	Yes	Yes	Yes	Yes	Yes	Yes
660	2690	1	0	H103	Circulation (Hallway)	Hallway outside Storage Room 103-Classroom 104	W1	Chipping	Yes	Yes	Yes	Yes	Yes	Yes	Yes
661	2690	1	0	H103	Circulation (Hallway)	Hallway outside Storage Room 103-Classroom 104	W2	Chipping, Staple Holes, Flaking	Yes	Yes	Yes	Yes	Yes	Yes	Yes
662	2690	1	0	H103	Circulation (Hallway)	Hallway outside Storage Room 103-Classroom 104	W4	Chipping on wall and metal jackets	Yes	Yes	Yes	Yes	Yes	Yes	Yes
663	2690	2	0	2-101	Kitchen	Kitchen	Ceiling		Yes	Yes	Yes	Yes	Yes	Yes	Yes
664	2690	2	0	2-101	Kitchen	Kitchen	Floor		Yes	Yes	Yes	Yes	Yes	Yes	Yes
665	2690	2	0	2-101	Kitchen	Kitchen	W1	Hole, Chipping on door and frame	Yes	Yes	Yes	Yes	Yes	Yes	Yes
666	2690	2	0	2-101	Kitchen	Kitchen	W2	Chipping on wall, doors, and frames	Yes	Yes	Yes	Yes	Yes	Yes	Yes
667	2690	2	0	2-101	Kitchen	Kitchen	W3	Chipping	Yes	Yes	Yes	Yes	Yes	Yes	Yes
668	2690	2	0	2-101	Kitchen	Kitchen	W4	Chipping	Yes	Yes	Yes	Yes	Yes	Yes	Yes
669	2690	2	0	2-103	Restrooms, Staff - Male/Female	Kitchen Restroom 115A	W1	Cracking, Chipping on wall and doorframe	Yes	Yes	Yes	Yes	Yes	Yes	Yes
670	2690	2	0	2-103	Restrooms, Staff - Male/Female	Kitchen Restroom 115A	W2	Chipping	Yes	Yes	Yes	Yes	Yes	Yes	Yes
671	2690	2	0	2-103	Restrooms, Staff - Male/Female	Kitchen Restroom 115A	W3	Cracking in corner of walls 3&4, Chipping	Yes	Yes	Yes	Yes	Yes	Yes	Yes
672	2690	2	0	2-103	Restrooms, Staff - Male/Female	Kitchen Restroom 115A	W4	Chipping	Yes	Yes	Yes	Yes	Yes	Yes	Yes
673	2690	2	0	2-102	Lockers - Female	Kitchen Staff Locker Room	W1	Chipping on doorframe	Yes	Yes	Yes	Yes	Yes	Yes	Yes
674	2690	2	0	2-102	Lockers - Female	Kitchen Staff Locker Room	W3	Cracking, Chipping	Yes	Yes	Yes	Yes	Yes	Yes	Yes
675	2690	2	0	2-102	Lockers - Female	Kitchen Staff Locker Room	W4	Chipping on lockers	Yes	Yes	Yes	Yes	Yes	Yes	Yes
676	2690	2	0	2-109	Restrooms, Staff - Male	Men's Restroom near Gym	W1	Chipping on door and frame, Flaking	Yes	Yes	Yes	Yes	Yes	Yes	Yes
677	2690	2	0	2-109	Restrooms, Staff - Male	Men's Restroom near Gym	W2	Flaking	Yes	Yes	Yes	Yes	Yes	Yes	Yes

Task ID	ULCS#	Element	Floor	Space # (on Floor Plan)	Space Type	On Site Room Name	Component	Description of Paint and Plaster Damage (i.e. cracking, chipping, gouges, holes, flaking, spalling, efflorescence, significant moisture damage)	Floors in the work area covered with taped-down plastic (interiors)	Waste contained on-site and while being transported off-site	Work site properly cleaned after renovation	All chips and debris picked up, protective sheeting misted, folded dirty side inward, and taped for removal	Light lenses inspected (Y/N)	Surfaces above light fixtures inspected (Y/N)	Work area surfaces and objects cleaned using HEPA vacuum and/or wet cloths or mops (interior)
678	2690	2	0	2-109	Restrooms, Staff - Male	Men's Restroom near Gym	W3	Flaking	Yes	Yes	Yes	Yes	Yes	Yes	Yes
679	2690	2	0	2-109	Restrooms, Staff - Male	Men's Restroom near Gym	W4	Flaking	Yes	Yes	Yes	Yes	Yes	Yes	Yes
680	2690	1	0	107D	Health Service Room	Nurse's Office 108	Ceiling	Cracking on ACM pipe insulation, Flaking on ceiling beams	Yes	Yes	Yes	Yes	Yes	Yes	Yes
681	2690	1	0	107D	Health Service Room	Nurse's Office 108	Floor		Yes	Yes	Yes	Yes	Yes	Yes	Yes
682	2690	1	0	107D	Health Service Room	Nurse's Office 108	W1	Chipping	Yes	Yes	Yes	Yes	Yes	Yes	Yes
683	2690	1	0	107D	Health Service Room	Nurse's Office 108	W2	Cracking, Chipping, Flaking	Yes	Yes	Yes	Yes	Yes	Yes	Yes
684	2690	1	0	107D	Health Service Room	Nurse's Office 108	W3	Cracking, Chipping, Hole, Efflorescence	Yes	Yes	Yes	Yes	Yes	Yes	Yes
685	2690	1	0	107D	Health Service Room	Nurse's Office 108	W4	Flaking	Yes	Yes	Yes	Yes	Yes	Yes	Yes
686	2690	1	0	107E	Student Restrooms - Male/Female	Nurse's Office 108 Restroom	Ceiling	Cracking on ACM pipe insulation, Flaking	Yes	Yes	Yes	Yes	Yes	Yes	Yes
687	2690	1	0	107E	Student Restrooms - Male/Female	Nurse's Office 108 Restroom	W1	Chipping on doorframe	Yes	Yes	Yes	Yes	Yes	Yes	Yes
688	2690	1	0	107E	Student Restrooms - Male/Female	Nurse's Office 108 Restroom	W2	Cracking, Holes, paint has been stabilized	Yes	Yes	Yes	Yes	Yes	Yes	Yes
689	2690	1	0	107E	Student Restrooms - Male/Female	Nurse's Office 108 Restroom	W3	Holes, paint has been stabilized, Flaking	Yes	Yes	Yes	Yes	Yes	Yes	Yes
690	2690	1	0	107C	Health Service Room	Nurse's Office 108 Waiting Area	Ceiling	Cracking on ACM pipe insulation, Holes on ceiling beams, Flaking on ceiling beams and metal ducts, some in cage	Yes	Yes	Yes	Yes	Yes	Yes	Yes
691	2690	1	0	107C	Health Service Room	Nurse's Office 108 Waiting Area	Floor		Yes	Yes	Yes	Yes	Yes	Yes	Yes
692	2690	1	0	107C	Health Service Room	Nurse's Office 108 Waiting Area	W1	Cracking, Chipping on wall and cove, Flaking, some in air shaft	Yes	Yes	Yes	Yes	Yes	Yes	Yes
693	2690	1	0	107C	Health Service Room	Nurse's Office 108 Waiting Area	W2	Chipping, Flaking	Yes	Yes	Yes	Yes	Yes	Yes	Yes
694	2690	1	0	107C	Health Service Room	Nurse's Office 108 Waiting Area	W3	Cracking, Chipping, Flaking on wall and metal jacket in cage, Efflorescence in cage	Yes	Yes	Yes	Yes	Yes	Yes	Yes
695	2690	1	0	107C	Health Service Room	Nurse's Office 108 Waiting Area	W4	Hole in cage, Flaking on wall in cage and on built in wood cabinets	Yes	Yes	Yes	Yes	Yes	Yes	Yes
696	2690	1	0	H103B	Closed Circuit Storage Area	Security Camera Room	Ceiling	Flaking	Yes	Yes	Yes	Yes	Yes	Yes	Yes
697	2690	1	0	H103B	Closed Circuit Storage Area	Security Camera Room	Floor		Yes	Yes	Yes	Yes	Yes	Yes	Yes
698	2690	1	0	H103B	Closed Circuit Storage Area	Security Camera Room	W1	Flaking on metal duct	Yes	Yes	Yes	Yes	Yes	Yes	Yes
699	2690	1	0	H103B	Closed Circuit Storage Area	Security Camera Room	W2		Yes	Yes	Yes	Yes	Yes	Yes	Yes

Task ID	ULCS#	E l e m e n t	F l o o r	Space # (on Floor Plan)	Space Type	On Site Room Name	Component	Description of Paint and Plaster Damage (i.e. cracking, chipping, gouges, holes, flaking, spalling, efflorescence, significant moisture damage)	Floors in the work area covered with taped-down plastic (interiors)	Waste contained on-site and while being transported off-site	Work site properly cleaned after renovation	All chips and debris picked up, protective sheeting misted, folded dirty side inward, and taped for removal	Light lenses inspected (Y/N)	Surfaces above light fixtures inspected (Y/N)	Work area surfaces and objects cleaned using HEPA vacuum and/or wet cloths or mops (interior)
700	2690	1	0	H103B	Closed Circuit Storage Area	Security Camera Room	W3		Yes	Yes	Yes	Yes	Yes	Yes	Yes
701	2690	1	0	H103B	Closed Circuit Storage Area	Security Camera Room	W4		Yes	Yes	Yes	Yes	Yes	Yes	Yes
702	2690	1	0	107B	Storage	Security Office Closet	Ceiling	Cracking on ACM pipe insulation	N/A	N/A	N/A	N/A	N/A	N/A	N/A
703	2690	1	0	107B	Storage	Security Office Closet	Floor	Chipping	N/A	N/A	N/A	N/A	N/A	N/A	N/A
704	2690	1	0	107B	Storage	Security Office Closet	W1	Cracking, Holes	N/A	N/A	N/A	N/A	N/A	N/A	N/A
705	2690	1	0	107B	Storage	Security Office Closet	W2	Chipping on metal pipe, Holes, paint has been stabilized	N/A	N/A	N/A	N/A	N/A	N/A	N/A
706	2690	1	0	107B	Storage	Security Office Closet	W3	Holes, paint has been stabilized	N/A	N/A	N/A	N/A	N/A	N/A	N/A
707	2690	1	0	107B	Storage	Security Office Closet	W4	Flaking	N/A	N/A	N/A	N/A	N/A	N/A	N/A
708	2690	1	0	S3-100	Stairs	Stairwell across from Building Engineer's Office	Ceiling	Flaking	Yes	Yes	Yes	Yes	Yes	Yes	Yes
709	2690	1	0	S3-100	Stairs	Stairwell across from Building Engineer's Office	Floor		Yes	Yes	Yes	Yes	Yes	Yes	Yes
710	2690	1	0	S3A-100	Circulation (Hallway)	Stairwell across from Building Engineer's Office Vestibule	Ceiling	Flaking	Yes	Yes	Yes	Yes	Yes	Yes	Yes
711	2690	1	0	S3A-100	Circulation (Hallway)	Stairwell across from Building Engineer's Office Vestibule	Floor		Yes	Yes	Yes	Yes	Yes	Yes	Yes
712	2690	1	0	S3A-100	Circulation (Hallway)	Stairwell across from Building Engineer's Office Vestibule	W1	Chipping on door and frame	Yes	Yes	Yes	Yes	Yes	Yes	Yes
713	2690	1	0	S1-100	Stairs	Stairwell adjacent to Basement Boy's Restroom	Ceiling	Chipping	Yes	Yes	Yes	Yes	Yes	Yes	Yes
714	2690	1	0	S1-100	Stairs	Stairwell adjacent to Basement Boy's Restroom	W1	Flaking above pipes	Yes	Yes	Yes	Yes	Yes	Yes	Yes
715	2690	1	0	S1-100	Stairs	Stairwell adjacent to Basement Boy's Restroom	W2	Chipping on door and frame	Yes	Yes	Yes	Yes	Yes	Yes	Yes
716	2690	1	0	S1-100	Stairs	Stairwell adjacent to Basement Boy's Restroom	W3	Chipping on side of stairs	Yes	Yes	Yes	Yes	Yes	Yes	Yes
717	2690	1	0	S1A	Storage	Stairwell adjacent to Basement Boy's Restroom Closet	Ceiling	No Access							

Task ID	ULCS#	E l e m e n t	F l o o r	Space # (on Floor Plan)	Space Type	On Site Room Name	Component	Description of Paint and Plaster Damage (i.e. cracking, chipping, gouges, holes, flaking, spalling, efflorescence, significant moisture damage)	Floors in the work area covered with taped-down plastic (interiors)	Waste contained on-site and while being transported off-site	Work site properly cleaned after renovation	All chips and debris picked up, protective sheeting misted, folded dirty side inward, and taped for removal	Light lenses inspected (Y/N)	Surfaces above light fixtures inspected (Y/N)	Work area surfaces and objects cleaned using HEPA vacuum and/or wet cloths or mops (interior)
718	2690	1	0	S1A	Storage	Stairwell adjacent to Basement Boy's Restroom Closet	Floor	No Access							
719	2690	1	0	S1A	Storage	Stairwell adjacent to Basement Boy's Restroom Closet	W1	No Access							
720	2690	1	0	S1A	Storage	Stairwell adjacent to Basement Boy's Restroom Closet	W2	No Access							
721	2690	1	0	S1A	Storage	Stairwell adjacent to Basement Boy's Restroom Closet	W3	No Access							
722	2690	1	0	S1A	Storage	Stairwell adjacent to Basement Boy's Restroom Closet	W4	No Access							
723	2690	1	0	S4-100	Stairs	Stairwell adjacent to Classroom 102	Ceiling	Flaking	Yes	Yes	Yes	Yes	Yes	Yes	Yes
724	2690	1	0	S4-100	Stairs	Stairwell adjacent to Classroom 102	Floor	Chipping on stairs	Yes	Yes	Yes	Yes	Yes	Yes	Yes
725	2690	1	0	S4-100	Stairs	Stairwell adjacent to Classroom 102	W2	Cracking, Chipping on doors and frame	Yes	Yes	Yes	Yes	Yes	Yes	Yes
726	2690	1	0	S4-100	Stairs	Stairwell adjacent to Classroom 102	W3	Hole, paint has been stabilized	Yes	Yes	Yes	Yes	Yes	Yes	Yes
727	2690	1	0	S2-100	Stairs	Stairwell adjacent to Nurse's Office	Ceiling	Flaking	Yes	Yes	Yes	Yes	Yes	Yes	Yes
728	2690	1	0	S2-100	Stairs	Stairwell adjacent to Nurse's Office	W1	Chipping on door and frame, Flaking	Yes	Yes	Yes	Yes	Yes	Yes	Yes
729	2690	1	0	S2-100	Stairs	Stairwell adjacent to Nurse's Office	W3	Chipping on doors and frame, including center doors, Holes, paint has been stabilized, Flaking paint on doors and frame	Yes	Yes	Yes	Yes	Yes	Yes	Yes
730	2690	1	0	S2A	Storage	Stairwell adjacent to Nurse's Office Closet	Ceiling	No Access							
731	2690	1	0	S2A	Storage	Stairwell adjacent to Nurse's Office Closet	Floor	No Access							
732	2690	1	0	S2A	Storage	Stairwell adjacent to Nurse's Office Closet	W1	No Access							
733	2690	1	0	S2A	Storage	Stairwell adjacent to Nurse's Office Closet	W2	No Access							
734	2690	1	0	S2A	Storage	Stairwell adjacent to Nurse's Office Closet	W3	No Access							
735	2690	1	0	S2A	Storage	Stairwell adjacent to Nurse's Office Closet	W4	No Access							
736	2690	1	0	100A	Storage	Storage Closet adjacent to Girl's Restroom	Ceiling	Flaking	Yes	Yes	Yes	Yes	Yes	Yes	Yes

Task ID	ULCS#	Element	Floor	Space # (on Floor Plan)	Space Type	On Site Room Name	Component	Description of Paint and Plaster Damage (i.e. cracking, chipping, gouges, holes, flaking, spalling, efflorescence, significant moisture damage)	Floors in the work area covered with taped-down plastic (interiors)	Waste contained on-site and while being transported off-site	Work site properly cleaned after renovation	All chips and debris picked up, protective sheeting misted, folded dirty side inward, and taped for removal	Light lenses inspected (Y/N)	Surfaces above light fixtures inspected (Y/N)	Work area surfaces and objects cleaned using HEPA vacuum and/or wet cloths or mops (interior)
737	2690	1	0	100A	Storage	Storage Closet adjacent to Girl's Restroom	Floor		Yes	Yes	Yes	Yes	Yes	Yes	Yes
738	2690	1	0	100A	Storage	Storage Closet adjacent to Girl's Restroom	W1	Flaking	Yes	Yes	Yes	Yes	Yes	Yes	Yes
739	2690	1	0	100A	Storage	Storage Closet adjacent to Girl's Restroom	W2		Yes	Yes	Yes	Yes	Yes	Yes	Yes
740	2690	1	0	100A	Storage	Storage Closet adjacent to Girl's Restroom	W3	Cracking, Chipping, Flaking	Yes	Yes	Yes	Yes	Yes	Yes	Yes
741	2690	1	0	100A	Storage	Storage Closet adjacent to Girl's Restroom	W4	Cracking, Chipping, Flaking	Yes	Yes	Yes	Yes	Yes	Yes	Yes
742	2690	1	0	103	Storage	Storage Room 103	Ceiling	Cracking on ACM pipe insulation	Yes	Yes	Yes	Yes	Yes	Yes	Yes
743	2690	1	0	103	Storage	Storage Room 103	W1	Cracking, Flaking	Yes	Yes	Yes	Yes	Yes	Yes	Yes
744	2690	1	0	103	Storage	Storage Room 103	W2	Chipping	Yes	Yes	Yes	Yes	Yes	Yes	Yes
745	2690	1	0	103	Storage	Storage Room 103	W3	Chipping, Flaking on metal jackets	Yes	Yes	Yes	Yes	Yes	Yes	Yes
746	2690	1	0	103	Storage	Storage Room 103	W4	Cracking	Yes	Yes	Yes	Yes	Yes	Yes	Yes
747	2690	1	0	H103C	Storage	Storage Room 300	Ceiling	Flaking on ceiling and metal duct	Yes	Yes	Yes	Yes	Yes	Yes	Yes
748	2690	1	0	H103C	Storage	Storage Room 300	Floor		Yes	Yes	Yes	Yes	Yes	Yes	Yes
749	2690	1	0	H103C	Storage	Storage Room 300	W1	Chipping, Gouges in sheetrock, Flaking on metal duct	Yes	Yes	Yes	Yes	Yes	Yes	Yes
750	2690	1	0	H103C	Storage	Storage Room 300	W2		Yes	Yes	Yes	Yes	Yes	Yes	Yes
751	2690	1	0	H103C	Storage	Storage Room 300	W3	Flaking	Yes	Yes	Yes	Yes	Yes	Yes	Yes
752	2690	1	0	H103C	Storage	Storage Room 300	W4	Gouges in sheetrock, Flaking	Yes	Yes	Yes	Yes	Yes	Yes	Yes
753	2690	1	0	H103A	Storage	Storage Room adjacent to Classroom 104	Ceiling	Flaking	Yes	Yes	Yes	Yes	Yes	Yes	Yes
754	2690	1	0	H103A	Storage	Storage Room adjacent to Classroom 104	Floor		Yes	Yes	Yes	Yes	Yes	Yes	Yes
755	2690	1	0	H103A	Storage	Storage Room adjacent to Classroom 104	W1	Flaking on metal duct	Yes	Yes	Yes	Yes	Yes	Yes	Yes
756	2690	1	0	H103A	Storage	Storage Room adjacent to Classroom 104	W2		Yes	Yes	Yes	Yes	Yes	Yes	Yes
757	2690	1	0	H103A	Storage	Storage Room adjacent to Classroom 104	W3		Yes	Yes	Yes	Yes	Yes	Yes	Yes

Task ID	ULCS#	Element	Fl oor	Space # (on Floor Plan)	Space Type	On Site Room Name	Component	Description of Paint and Plaster Damage (i.e. cracking, chipping, gouges, holes, flaking, spalling, efflorescence, significant moisture damage)	Certified renovator performed post-renovation cleaning verification	Describe the results of post-renovation cleaning verification, including the number of wet and dry cloths used	If dust clearance testing was performed instead, attach a copy of the report	I certify under penalty of law that the previous information is true and complete (name and title)	Date signed
1	2690	1	3	411	Student Restrooms - Male (4-12)	3rd Floor Boy's Restroom	Ceiling	Flaking above missing ceiling tile	Yes	6 RRP, 4 Colorimetrics, 4 FAA		Paul Davis, Project Manager	8/6/19
2	2690	1	3	411	Student Restrooms - Male (4-12)	3rd Floor Boy's Restroom	Floor	Chipping, Flaking	Yes	N/A		Paul Davis, Project Manager	8/6/19
3	2690	1	3	411	Student Restrooms - Male (4-12)	3rd Floor Boy's Restroom	W1	Cracking	Yes	N/A		Paul Davis, Project Manager	8/6/19
4	2690	1	3	411	Student Restrooms - Male (4-12)	3rd Floor Boy's Restroom	W2	Cracking, Chipping on transite, Efflorescence behind toilets	Yes	N/A		Paul Davis, Project Manager	8/6/19
5	2690	1	3	411	Student Restrooms - Male (4-12)	3rd Floor Boy's Restroom	W3	Cracking	Yes	N/A		Paul Davis, Project Manager	8/6/19
6	2690	1	3	411	Student Restrooms - Male (4-12)	3rd Floor Boy's Restroom	W4	Flaking on radiator, Efflorescence	Yes	N/A		Paul Davis, Project Manager	8/6/19
7	2690	1	3	400	Primary	Classroom 400	Floor		Yes	N/A		Dean Lawthers Industrial Hygienist	1/11/19
8	2690	1	3	400	Primary	Classroom 400	W1	Cracking, Chipping, Gouge, Holes, paint has been stabilized on 2	Yes	1 RRP		Dean Lawthers Industrial Hygienist	1/11/19
9	2690	1	3	400	Primary	Classroom 400	W2	Cracking, Chipping, Flaking	Yes	1 RRP		Dean Lawthers Industrial Hygienist	1/11/19
10	2690	1	3	400	Primary	Classroom 400	W3	Chipping on wall and radiators, Holes on wall, paint has been stabilized, Holes behind radiator	Yes	1 RRP		Dean Lawthers Industrial Hygienist	1/11/19
11	2690	1	3	400	Primary	Classroom 400	W4	Cracking, Chipping on wall and metal pipe, Gouge, Holes, paint has been stabilized, Flaking on wall and metal pipe	Yes	1 RRP		Dean Lawthers Industrial Hygienist	1/11/19
12	2690	1	3	400A	Storage	Classroom 400 Closet	Ceiling	Hole above window	Yes	N/A		Dean Lawthers Industrial Hygienist	1/11/19
13	2690	1	3	400A	Storage	Classroom 400 Closet	Floor		Yes	N/A		Dean Lawthers Industrial Hygienist	1/11/19
14	2690	1	3	400A	Storage	Classroom 400 Closet	W1		Yes	N/A		Dean Lawthers Industrial Hygienist	1/11/19
15	2690	1	3	400A	Storage	Classroom 400 Closet	W2		Yes	N/A		Dean Lawthers Industrial Hygienist	1/11/19
16	2690	1	3	400A	Storage	Classroom 400 Closet	W3	Chipping on radiator, Flaking behind radiator	Yes	1 RRP		Dean Lawthers Industrial Hygienist	1/11/19
17	2690	1	3	400A	Storage	Classroom 400 Closet	W4	Cracking, Chipping	Yes	1 RRP		Dean Lawthers Industrial Hygienist	1/11/19
18	2690	1	3	401	Primary	Classroom 401	W1	Chipping, Hole, Flaking on old speaker	Yes	1 RRP		Dean Lawthers Industrial Hygienist	2/1/19
19	2690	1	3	401	Primary	Classroom 401	W2	Chipping	Yes	1 RRP		Dean Lawthers Industrial Hygienist	2/1/19
20	2690	1	3	401	Primary	Classroom 401	W3	Flaking on wall and behind radiator	Yes	1 RRP		Dean Lawthers Industrial Hygienist	2/1/19
21	2690	1	3	401	Primary	Classroom 401	W4	Hole	Yes	1 RRP		Dean Lawthers Industrial Hygienist	2/1/19

Task ID	ULCS#	E l e m e n t	F l o o r	Space # (on Floor Plan)	Space Type	On Site Room Name	Component	Description of Paint and Plaster Damage (i.e. cracking, chipping, gouges, holes, flaking, spalling, efflorescence, significant moisture damage)	Certified renovator performed post-renovation cleaning verification	Describe the results of post-renovation cleaning verification, including the number of wet and dry cloths used	If dust clearance testing was performed instead, attach a copy of the report	I certify under penalty of law that the previous information is true and complete (name and title)	Date signed
22	2690	1	3	401A	Storage	Classroom 401 Closet	Ceiling	No Access	Yes	1 RRP		Dean Lawthers Industrial Hygienist	2/1/19
23	2690	1	3	401A	Storage	Classroom 401 Closet	Floor	No Access	Yes	N/A		Dean Lawthers Industrial Hygienist	2/1/19
24	2690	1	3	401A	Storage	Classroom 401 Closet	W1	No Access	Yes	N/A		Dean Lawthers Industrial Hygienist	2/1/19
25	2690	1	3	401A	Storage	Classroom 401 Closet	W2	No Access	Yes	N/A		Dean Lawthers Industrial Hygienist	2/1/19
26	2690	1	3	401A	Storage	Classroom 401 Closet	W3	No Access	Yes	N/A		Dean Lawthers Industrial Hygienist	2/1/19
27	2690	1	3	401A	Storage	Classroom 401 Closet	W4	No Access	Yes	N/A		Dean Lawthers Industrial Hygienist	2/1/19
28	2690	1	3	402	Primary	Classroom 402	W1	Chipping	Yes	1 RRP		Dean Lawthers Industrial Hygienist	2/8/19
29	2690	1	3	402	Primary	Classroom 402	W2	Cracking, Chipping, Hole, Flaking	Yes	1 RRP		Dean Lawthers Industrial Hygienist	2/8/19
30	2690	1	3	402	Primary	Classroom 402	W3	Cracking, Chipping on radiators, Hole, paint has been stabilized, Flaking behind radiators, Efflorescence behind radiator	Yes	1 RRP		Dean Lawthers Industrial Hygienist	2/8/19
31	2690	1	3	402	Primary	Classroom 402	W4	Cracking, Chipping, Flaking	Yes	1 RRP		Dean Lawthers Industrial Hygienist	2/8/19
32	2690	1	3	402A	Storage	Classroom 402 Closet	Ceiling	No Access	Yes	1 RRP		Dean Lawthers Industrial Hygienist	2/8/19
33	2690	1	3	402A	Storage	Classroom 402 Closet	Floor	No Access	Yes	N/A		Dean Lawthers Industrial Hygienist	2/8/19
34	2690	1	3	402A	Storage	Classroom 402 Closet	W1	No Access	Yes	N/A		Dean Lawthers Industrial Hygienist	2/8/19
35	2690	1	3	402A	Storage	Classroom 402 Closet	W2	No Access	Yes	N/A		Dean Lawthers Industrial Hygienist	2/8/19
36	2690	1	3	402A	Storage	Classroom 402 Closet	W3	No Access	Yes	N/A		Dean Lawthers Industrial Hygienist	2/8/19
37	2690	1	3	402A	Storage	Classroom 402 Closet	W4	No Access	Yes	N/A		Dean Lawthers Industrial Hygienist	2/8/19
38	2690	1	3	403	Primary	Classroom 403	Ceiling	Flaking above 2nd closet entrance	Yes	N/A		Dean Lawthers Industrial Hygienist	1/11/19
39	2690	1	3	403	Primary	Classroom 403	W1	Cracking in air shaft, Chipping, Hole, paint has been stabilized	Yes	1 RRP		Dean Lawthers Industrial Hygienist	1/11/19
40	2690	1	3	403	Primary	Classroom 403	W3	Chipping on radiators, Hole, paint has been stabilized, Hole behind radiator, Flaking behind radiator	Yes	1 RRP		Dean Lawthers Industrial Hygienist	1/11/19
41	2690	1	3	403	Primary	Classroom 403	W4	Chipping, Flaking on door	Yes	1 RRP		Dean Lawthers Industrial Hygienist	1/11/19
42	2690	1	3	403A	Storage	Classroom 403 Closet	Ceiling		Yes	1 RRP		Dean Lawthers Industrial Hygienist	1/11/19
43	2690	1	3	403A	Storage	Classroom 403 Closet	Floor		Yes	N/A		Dean Lawthers Industrial Hygienist	1/11/19
44	2690	1	3	403A	Storage	Classroom 403 Closet	W1	Hole	Yes	N/A		Dean Lawthers Industrial Hygienist	1/11/19
45	2690	1	3	403A	Storage	Classroom 403 Closet	W2		Yes	N/A		Dean Lawthers Industrial Hygienist	1/11/19

Task ID	ULCS#	E l e m e n t	F l o o r	Space # (on Floor Plan)	Space Type	On Site Room Name	Component	Description of Paint and Plaster Damage (i.e. cracking, chipping, gouges, holes, flaking, spalling, efflorescence, significant moisture damage)	Certified renovator performed post-renovation cleaning verification	Describe the results of post-renovation cleaning verification, including the number of wet and dry cloths used	If dust clearance testing was performed instead, attach a copy of the report	I certify under penalty of law that the previous information is true and complete (name and title)	Date signed
46	2690	1	3	403A	Storage	Classroom 403 Closet	W3	Cracking	Yes	N/A		Dean Lawthers Industrial Hygienist	1/11/19
47	2690	1	3	403A	Storage	Classroom 403 Closet	W4		Yes	N/A		Dean Lawthers Industrial Hygienist	1/11/19
48	2690	1	3	404	Primary	Classroom 404	W1	Cracking, some in air shaft, Chipping, Holes			Work completed with Synertech		
49	2690	1	3	404	Primary	Classroom 404	W3	Chipping on radiators, Flaking behind radiators			Work completed with Synertech		
50	2690	1	3	404A	Storage	Classroom 404 Closet	Ceiling				Work completed with Synertech		
51	2690	1	3	404A	Storage	Classroom 404 Closet	Floor				Work completed with Synertech		
52	2690	1	3	404A	Storage	Classroom 404 Closet	W1				Work completed with Synertech		
53	2690	1	3	404A	Storage	Classroom 404 Closet	W2				Work completed with Synertech		
54	2690	1	3	404A	Storage	Classroom 404 Closet	W3	Cracking			Work completed with Synertech		
55	2690	1	3	404A	Storage	Classroom 404 Closet	W4	Chipping			Work completed with Synertech		
56	2690	1	3	405	Primary	Classroom 405	W1	Cracking, Chipping, Flaking			Work completed with Synertech		
57	2690	1	3	405	Primary	Classroom 405	W2	Cracking, Chipping, Holes, paint has been stabilized			Work completed with Synertech		
58	2690	1	3	405	Primary	Classroom 405	W3	Hole, paint has been stabilized, Flaking behind radiator			Work completed with Synertech		
59	2690	1	3	405A	Storage	Classroom 405 Closet	Ceiling				Work completed with Synertech		
60	2690	1	3	405A	Storage	Classroom 405 Closet	Floor				Work completed with Synertech		
61	2690	1	3	405A	Storage	Classroom 405 Closet	W1				Work completed with Synertech		
62	2690	1	3	405A	Storage	Classroom 405 Closet	W2	Cracking			Work completed with Synertech		
63	2690	1	3	405A	Storage	Classroom 405 Closet	W3	Cracking, Hole, paint has been stabilized			Work completed with Synertech		
64	2690	1	3	405A	Storage	Classroom 405 Closet	W4	Cracking, Chipping, Flaking			Work completed with Synertech		
65	2690	1	3	406	Primary	Classroom 406	W1	Cracking, Chipping, Holes, paint has been stabilized on 1, Flaking in air shaft	Yes	1 RRP		Dean Lawthers Industrial Hygienist	2/15/19
66	2690	1	3	406	Primary	Classroom 406	W2	Cracking, Chipping on wall and metal pipe	Yes	1 RRP		Dean Lawthers Industrial Hygienist	2/15/19
67	2690	1	3	406	Primary	Classroom 406	W3	Cracking behind shelf, Chipping on radiators, Hole, Efflorescence behind radiator	Yes	1 RRP		Dean Lawthers Industrial Hygienist	2/15/19
68	2690	1	3	406	Primary	Classroom 406	W4	Cracking, Chipping, Holes, paint has been stabilized	Yes	1 RRP		Dean Lawthers Industrial Hygienist	2/15/19
69	2690	1	3	406A	Storage	Classroom 406 Closet	Ceiling		Yes	1 RRP		Dean Lawthers Industrial Hygienist	2/15/19
70	2690	1	3	406A	Storage	Classroom 406 Closet	Floor		Yes	N/A		Dean Lawthers Industrial Hygienist	2/15/19
71	2690	1	3	406A	Storage	Classroom 406 Closet	W1	Hole, paint has been stabilized	Yes	N/A		Dean Lawthers Industrial Hygienist	2/15/19

Task ID	ULCS#	E l e m e n t	F l o o r	Space # (on Floor Plan)	Space Type	On Site Room Name	Component	Description of Paint and Plaster Damage (i.e. cracking, chipping, gouges, holes, flaking, spalling, efflorescence, significant moisture damage)	Certified renovator performed post-renovation cleaning verification	Describe the results of post-renovation cleaning verification, including the number of wet and dry cloths used	If dust clearance testing was performed instead, attach a copy of the report	I certify under penalty of law that the previous information is true and complete (name and title)	Date signed
72	2690	1	3	406A	Storage	Classroom 406 Closet	W2		Yes	N/A		Dean Lawthers Industrial Hygienist	2/15/19
73	2690	1	3	406A	Storage	Classroom 406 Closet	W3	Cracking, Hole, paint has been stabilized	Yes	N/A		Dean Lawthers Industrial Hygienist	2/15/19
74	2690	1	3	406A	Storage	Classroom 406 Closet	W4	Cracking, Holes, paint has been stabilized, Flaking	Yes	N/A		Dean Lawthers Industrial Hygienist	2/15/19
75	2690	1	3	407	Primary	Classroom 407	Ceiling	Flaking by entrance	Yes	N/A		Dean Lawthers Industrial Hygienist	2/22/19
76	2690	1	3	407	Primary	Classroom 407	W1	Chipping	Yes	1 RRP		Dean Lawthers Industrial Hygienist	2/22/19
77	2690	1	3	407	Primary	Classroom 407	W2	Chipping, Efflorescence	Yes	1 RRP		Dean Lawthers Industrial Hygienist	2/22/19
78	2690	1	3	407	Primary	Classroom 407	W3	Cracking, Chipping on radiators, Flaking behind radiators, Efflorescence	Yes	1 RRP		Dean Lawthers Industrial Hygienist	2/22/19
79	2690	1	3	407	Primary	Classroom 407	W4	Cracking, Chipping, Flaking	Yes	1 RRP		Dean Lawthers Industrial Hygienist	2/22/19
80	2690	1	3	407A	Storage	Classroom 407 Closet	Floor		Yes	1 RRP		Dean Lawthers Industrial Hygienist	2/22/19
81	2690	1	3	407A	Storage	Classroom 407 Closet	W2	Cracking, Holes, Flaking, Coat hooks pulling off wall	Yes	N/A		Dean Lawthers Industrial Hygienist	2/22/19
82	2690	1	3	407A	Storage	Classroom 407 Closet	W3	Cracking, Chipping on radiator, Efflorescence	Yes	N/A		Dean Lawthers Industrial Hygienist	2/22/19
83	2690	1	3	407A	Storage	Classroom 407 Closet	W4	Cracking, Flaking	Yes	N/A		Dean Lawthers Industrial Hygienist	2/22/19
84	2690	1	3	408	Primary	Classroom 408	W1	Chipping, Holes, paint has been stabilized	Yes	1 RRP	N/A	Dean Lawthers Industrial Hygienist	1/3/19
85	2690	1	3	408	Primary	Classroom 408	W2	Chipping, Gouges, Hole, paint has been stabilized	Yes	1 RRP	N/A	Dean Lawthers Industrial Hygienist	1/3/19
86	2690	1	3	408	Primary	Classroom 408	W3	Chipping on wall and radiators, Holes, paint has been stabilized, Flaking behind radiators	Yes	1 RRP	N/A	Dean Lawthers Industrial Hygienist	1/3/19
87	2690	1	3	408	Primary	Classroom 408	W4	Chipping, Holes, paint has been stabilized	Yes	1 RRP	N/A	Dean Lawthers Industrial Hygienist	1/3/19
88	2690	1	3	408A	Storage	Classroom 408 Closet	Ceiling		Yes	N/A	N/A	Dean Lawthers Industrial Hygienist	1/3/19
89	2690	1	3	408A	Storage	Classroom 408 Closet	Floor		Yes	N/A	N/A	Dean Lawthers Industrial Hygienist	1/3/19
90	2690	1	3	408A	Storage	Classroom 408 Closet	W1	Cracking, Flaking	Yes	1 RRP	N/A	Dean Lawthers Industrial Hygienist	1/3/19
91	2690	1	3	408A	Storage	Classroom 408 Closet	W2	Cracking, Flaking	Yes	N/A	N/A	Dean Lawthers Industrial Hygienist	1/3/19
92	2690	1	3	408A	Storage	Classroom 408 Closet	W3	Chipping, Flaking	Yes	N/A	N/A	Dean Lawthers Industrial Hygienist	1/3/19
93	2690	1	3	408A	Storage	Classroom 408 Closet	W4	Flaking	Yes	N/A	N/A	Dean Lawthers Industrial Hygienist	1/3/19
94	2690	1	3	409	Primary	Classroom 409	Ceiling	Flaking outside Closet	Yes	0 RRP	N/A	AJD/Environmental Technician	12/12/2018
95	2690	1	3	409	Primary	Classroom 409	W1	Chipping, Holes, paint has been stabilized	Yes	5 RRP	N/A	AJD/Environmental Technician	
96	2690	1	3	409	Primary	Classroom 409	W2	Chipping, Hole, paint has been stabilized	Yes	5 RRP	N/A	AJD/Environmental Technician	

Task ID	ULCS#	E l e m e n t	F l o o r	Space # (on Floor Plan)	Space Type	On Site Room Name	Component	Description of Paint and Plaster Damage (i.e. cracking, chipping, gouges, holes, flaking, spalling, efflorescence, significant moisture damage)	Certified renovator performed post-renovation cleaning verification	Describe the results of post-renovation cleaning verification, including the number of wet and dry cloths used	If dust clearance testing was performed instead, attach a copy of the report	I certify under penalty of law that the previous information is true and complete (name and title)	Date signed
97	2690	1	3	409	Primary	Classroom 409	W3	Chipping on radiators, Holes, paint has been stabilized, Holes behind radiator	Yes	5 RRP	N/A	AJD/Environmental Technician	
98	2690	1	3	409	Primary	Classroom 409	W4	Cracking, Chipping, Flaking	Yes	10 RRP	N/A	AJD/Environmental Technician	
99	2690	1	3	409A	Storage	Classroom 409 Closet	W1	Hole	Yes	1 RRP	N/A	AJD/Environmental Technician	
100	2690	1	3	409A	Storage	Classroom 409 Closet	W2	Cracking, Flaking	Yes	1 RRP	N/A	AJD/Environmental Technician	
101	2690	1	3	409A	Storage	Classroom 409 Closet	W3	Flaking behind radiator	Yes	0 RRP	N/A	AJD/Environmental Technician	
102	2690	1	3	409A	Storage	Classroom 409 Closet	W4	Gouge, Flaking, Coat hooks pulling off wall	Yes	0 RRP	N/A	AJD/Environmental Technician	
103	2690	1	3	410	Primary	Classroom 410	Floor		Yes	7 RRP	N/A	AJD/Environmental Technician	
104	2690	1	3	410	Primary	Classroom 410	W1	Cracking, Chipping, Holes, paint has been stabilized on 1	Yes	8 RRP	N/A	AJD/Environmental Technician	
105	2690	1	3	410	Primary	Classroom 410	W2	Chipping	Yes	4 RRP	N/A	AJD/Environmental Technician	
106	2690	1	3	410	Primary	Classroom 410	W3	Chipping on wall and radiators, flaking on wall and metal pipe, Efflorescence	Yes	3 RRP	N/A	AJD/Environmental Technician	
107	2690	1	3	410	Primary	Classroom 410	W4	Chipping, Flaking	Yes	3 RRP	N/A	AJD/Environmental Technician	
108	2690	1	3	410A	Storage	Classroom 410 Closet	W1	Holes, paint has been stabilized on 2, Flaking	Yes	1 RRP	N/A	AJD/Environmental Technician	
109	2690	1	3	410A	Storage	Classroom 410 Closet	W2	Holes, paint has been stabilized	Yes	1 RRP	N/A	AJD/Environmental Technician	
110	2690	1	3	410A	Storage	Classroom 410 Closet	W3	Chipping on wall and metal pipe, Gouge, Flaking	Yes	1 RRP	N/A	AJD/Environmental Technician	
111	2690	1	3	410A	Storage	Classroom 410 Closet	W4	Chipping on radiator, Flaking behind radiator	Yes	0 RRP	N/A	AJD/Environmental Technician	
112	2690	1	3	S5-400	Stairs, Fire Tower	Fire Tower across from Classroom 400	Ceiling	Cracking	Yes	1 RRP		Dean Lawthers Industrial Hygienist	3/8/19
113	2690	1	3	S5-400	Stairs, Fire Tower	Fire Tower across from Classroom 400	Floor		Yes	N/A		Dean Lawthers Industrial Hygienist	3/8/19
114	2690	1	3	S5-400	Stairs, Fire Tower	Fire Tower across from Classroom 400	W1	Cracking, Efflorescence	Yes	N/A		Dean Lawthers Industrial Hygienist	3/8/19
115	2690	1	3	S5-400	Stairs, Fire Tower	Fire Tower across from Classroom 400	W2	Cracking, Efflorescence	Yes	N/A		Dean Lawthers Industrial Hygienist	3/8/19
116	2690	1	3	S5-400	Stairs, Fire Tower	Fire Tower across from Classroom 400	W3	Chipping on doors and doorframe	Yes	N/A		Dean Lawthers Industrial Hygienist	3/8/19
117	2690	1	3	S5-400	Stairs, Fire Tower	Fire Tower across from Classroom 400	W4	Cracking	Yes	N/A		Dean Lawthers Industrial Hygienist	3/8/19
118	2690	1	3	S3-400	Stairs, Fire Tower	Fire Tower across from Classrooms 404-405	Ceiling	No Access					
119	2690	1	3	S3-400	Stairs, Fire Tower	Fire Tower across from Classrooms 404-405	Floor	No Access					

Task ID	ULCS#	Element	Floor	Space # (on Floor Plan)	Space Type	On Site Room Name	Component	Description of Paint and Plaster Damage (i.e. cracking, chipping, gouges, holes, flaking, spalling, efflorescence, significant moisture damage)	Certified renovator performed post-renovation cleaning verification	Describe the results of post-renovation cleaning verification, including the number of wet and dry cloths used	If dust clearance testing was performed instead, attach a copy of the report	I certify under penalty of law that the previous information is true and complete (name and title)	Date signed
120	2690	1	3	S3-400	Stairs, Fire Tower	Fire Tower across from Classrooms 404-405	W1	No Access					
121	2690	1	3	S3-400	Stairs, Fire Tower	Fire Tower across from Classrooms 404-405	W2	No Access					
122	2690	1	3	S3-400	Stairs, Fire Tower	Fire Tower across from Classrooms 404-405	W3	No Access					
123	2690	1	3	S3-400	Stairs, Fire Tower	Fire Tower across from Classrooms 404-405	W4	No Access					
124	2690	1	3	H402	Circulation (Hallway)	Hallway outside Classrooms 400-401	W1	Chipping on radiators, Holes, paint has been stabilized, Efflorescence	Yes	1 RRP	N/A		
125	2690	1	3	H402	Circulation (Hallway)	Hallway outside Classrooms 400-401	W2	Chipping on doors and doorframe	Yes	1 RRP	N/A	Dean Lawthers Industrial Hygienist	2/15/19
126	2690	1	3	H402	Circulation (Hallway)	Hallway outside Classrooms 400-401	W3	Chipping on metal jackets, Holes, paint has been stabilized	Yes	1 RRP	N/A	Dean Lawthers Industrial Hygienist	2/15/19
127	2690	1	3	H400	Circulation (Hallway)	Hallway outside Classrooms 403-406	W2	Cracking, Chipping on wall, metal pipe, and radiators, Holes, paint has been stabilized on 8, Flaking	Yes	1 RRP	N/A	Dean Lawthers Industrial Hygienist	2/15/19
128	2690	1	3	H400	Circulation (Hallway)	Hallway outside Classrooms 403-406	W3	Chipping, Hole, paint has been stabilized	Yes	1 RRP	N/A	Dean Lawthers Industrial Hygienist	2/15/19
129	2690	1	3	H400	Circulation (Hallway)	Hallway outside Classrooms 403-406	W4	Chipping on metal jackets, Holes, paint has been stabilized, Efflorescence	Yes	1 RRP	N/A	Dean Lawthers Industrial Hygienist	2/15/19
130	2690	1	3	H401	Circulation (Hallway)	Hallway outside Classrooms 408-409	W1	Chipping, Holes, paint has been stabilized, Flaking	Yes	1 RRP	N/A	Dean Lawthers Industrial Hygienist	2/15/19
131	2690	1	3	H401	Circulation (Hallway)	Hallway outside Classrooms 408-409	W3	Cracking, Chipping, Flaking	Yes	1 RRP	N/A	Dean Lawthers Industrial Hygienist	2/15/19
132	2690	1	3	H401	Circulation (Hallway)	Hallway outside Classrooms 408-409	W4	Cracking, Chipping	Yes	1 RRP	N/A	Dean Lawthers Industrial Hygienist	2/15/19
133	2690	1	3	S4-400	Stairs	Stairwell adjacent to Classroom 402	Ceiling	Flaking	Yes	1 RRP		Dean Lawthers Industrial Hygienist	2/15/19
134	2690	1	3	S4-400	Stairs	Stairwell adjacent to Classroom 402	Floor	Chipping on stairs, cove, and railings	Yes	N/A		Dean Lawthers Industrial Hygienist	2/15/19
135	2690	1	3	S4-400	Stairs	Stairwell adjacent to Classroom 402	W1	Chipping on wall, doors, and doorframe, Hole, Flaking, Spalling	Yes	N/A		Dean Lawthers Industrial Hygienist	2/15/19
136	2690	1	3	S4-400	Stairs	Stairwell adjacent to Classroom 402	W2	Cracking, Flaking on wall and side of stairs, Spalling	Yes	N/A		Dean Lawthers Industrial Hygienist	2/15/19
137	2690	1	3	S4-400	Stairs	Stairwell adjacent to Classroom 402	W3	Cracking	Yes	N/A		Dean Lawthers Industrial Hygienist	2/15/19
138	2690	1	3	S4-400	Stairs	Stairwell adjacent to Classroom 402	W4	Cracking, Chipping, Flaking	Yes	N/A		Dean Lawthers Industrial Hygienist	2/15/19

Task ID	ULCS#	E l e m e n t	F l o o r	Space # (on Floor Plan)	Space Type	On Site Room Name	Component	Description of Paint and Plaster Damage (i.e. cracking, chipping, gouges, holes, flaking, spalling, efflorescence, significant moisture damage)	Certified renovator performed post-renovation cleaning verification	Describe the results of post-renovation cleaning verification, including the number of wet and dry cloths used	If dust clearance testing was performed instead, attach a copy of the report	I certify under penalty of law that the previous information is true and complete (name and title)	Date signed
139	2690	1	3	S2-400	Stairs	Stairwell adjacent to Classroom 407	Floor	Chipping on stairs, cove, and railings	Yes	N/A		Dean Lawthers Industrial Hygienist	3/8/19
140	2690	1	3	S2-400	Stairs	Stairwell adjacent to Classroom 407	W1	Cracking	Yes	1 RRP		Dean Lawthers Industrial Hygienist	3/8/19
141	2690	1	3	S2-400	Stairs	Stairwell adjacent to Classroom 407	W2	Cracking, Chipping, Flaking	Yes	N/A		Dean Lawthers Industrial Hygienist	3/8/19
142	2690	1	3	S2-400	Stairs	Stairwell adjacent to Classroom 407	W3	Chipping on wall, doors, and doorframe. Holes, paint has been stabilized	Yes	N/A		Dean Lawthers Industrial Hygienist	3/8/19
143	2690	1	3	S2-400	Stairs	Stairwell adjacent to Classroom 407	W4	Chipping, Flaking	Yes	N/A		Dean Lawthers Industrial Hygienist	3/8/19
144	2690	1	3	S1-400	Stairs	Stairwell adjacent to Classroom 409	Floor	Chipping on stairs, cove, and railings	Yes	N/A		Dean Lawthers Industrial Hygienist	3/1/19
145	2690	1	3	S1-400	Stairs	Stairwell adjacent to Classroom 409	W1	Cracking, Holes, Flaking	Yes	1 RRP		Dean Lawthers Industrial Hygienist	3/1/19
146	2690	1	3	S1-400	Stairs	Stairwell adjacent to Classroom 409	W2	Cracking, Chipping on wall, door and doorframe	Yes	N/A		Dean Lawthers Industrial Hygienist	3/1/19
147	2690	1	3	S1-400	Stairs	Stairwell adjacent to Classroom 409	W3	Cracking, Flaking	Yes	N/A		Dean Lawthers Industrial Hygienist	3/1/19
148	2690	1	3	S1-400	Stairs	Stairwell adjacent to Classroom 409	W4	Cracking, Chipping on radiator, Hole	Yes	N/A		Dean Lawthers Industrial Hygienist	3/1/19
149	2690	1	3	S2-500	Stairs	Stairwell to Attic	Ceiling	Efflorescence	Yes	1 RRP		Dean Lawthers Industrial Hygienist	3/8/19
150	2690	1	3	S2-500	Stairs	Stairwell to Attic	Floor	Chipping on railings	Yes	N/A		Dean Lawthers Industrial Hygienist	3/8/19
151	2690	1	3	S2-500	Stairs	Stairwell to Attic	W1	Flaking, Efflorescence	Yes	N/A		Dean Lawthers Industrial Hygienist	3/8/19
152	2690	1	3	S2-500	Stairs	Stairwell to Attic	W2	Cracking, Flaking	Yes	N/A		Dean Lawthers Industrial Hygienist	3/8/19
153	2690	1	3	S2-500	Stairs	Stairwell to Attic	W3	Cracking	Yes	N/A		Dean Lawthers Industrial Hygienist	3/8/19
154	2690	1	3	500	Storage	Storage Room 500	Ceiling	Holes, paint has been stabilized, Flaking	Yes	1 RRP	N/A	Dean Lawthers Industrial Hygienist	2/8/19
155	2690	1	3	500	Storage	Storage Room 500	Floor		Yes	N/A	N/A	Dean Lawthers Industrial Hygienist	2/8/19
156	2690	1	3	500	Storage	Storage Room 500	W1	Chipping, Flaking	Yes	N/A	N/A	Dean Lawthers Industrial Hygienist	2/8/19
157	2690	1	3	500	Storage	Storage Room 500	W2	Chipping on radiator, Gouge, Holes, paint has been stabilized	Yes	N/A	N/A	Dean Lawthers Industrial Hygienist	2/8/19
158	2690	1	3	500	Storage	Storage Room 500	W4	Cracking, Chipping, Hole, paint has been stabilized, Flaking	Yes	N/A	N/A	Dean Lawthers Industrial Hygienist	2/8/19
159	2690	1	2	313	Student Restrooms - Female (4-12)	2nd Floor Girl's Restroom	Ceiling	Cracking	Yes	1 RRP		Dean Lawthers Industrial Hygienist	2/1/19
160	2690	1	2	313	Student Restrooms - Female (4-12)	2nd Floor Girl's Restroom	Floor	Chipping on transite stalls	Yes	N/A		Dean Lawthers Industrial Hygienist	2/1/19
161	2690	1	2	313	Student Restrooms - Female (4-12)	2nd Floor Girl's Restroom	W1	Cracking, Spalling	Yes	N/A		Dean Lawthers Industrial Hygienist	2/1/19
162	2690	1	2	313	Student Restrooms - Female (4-12)	2nd Floor Girl's Restroom	W2	Cracking	Yes	N/A		Dean Lawthers Industrial Hygienist	2/1/19

Task ID	ULCS#	E l e m e n t	F l o o r	Space # (on Floor Plan)	Space Type	On Site Room Name	Component	Description of Paint and Plaster Damage (i.e. cracking, chipping, gouges, holes, flaking, spalling, efflorescence, significant moisture damage)	Certified renovator performed post-renovation cleaning verification	Describe the results of post-renovation cleaning verification, including the number of wet and dry cloths used	If dust clearance testing was performed instead, attach a copy of the report	I certify under penalty of law that the previous information is true and complete (name and title)	Date signed
163	2690	1	2	313	Student Restrooms - Female (4-12)	2nd Floor Girl's Restroom	W3	Cracking, Chipping on radiator, Flaking	Yes	N/A		Dean Lawthers Industrial Hygienist	2/1/19
164	2690	1	2	315A	Restrooms, Staff - Male	2nd Floor Men's Restroom	Ceiling	Cracking	Yes	1 RRP		Dean Lawthers Industrial Hygienist	1/25/19
165	2690	1	2	315A	Restrooms, Staff - Male	2nd Floor Men's Restroom	W1	Chipping on doorframe	Yes	N/A		Dean Lawthers Industrial Hygienist	1/25/19
166	2690	1	2	315A	Restrooms, Staff - Male	2nd Floor Men's Restroom	W2	Chipping on transite, Holes, paint has been stabilized	Yes	N/A		Dean Lawthers Industrial Hygienist	1/25/19
167	2690	1	2	315A	Restrooms, Staff - Male	2nd Floor Men's Restroom	W3	Cracking, Chipping on radiator, Holes, paint has been stabilized	Yes	N/A		Dean Lawthers Industrial Hygienist	1/25/19
168	2690	1	2	315A	Restrooms, Staff - Male	2nd Floor Men's Restroom	W4	Cracking, Holes, paint has been stabilized	Yes	N/A		Dean Lawthers Industrial Hygienist	1/25/19
169	2690	1	2	311	Restrooms, Staff - Female	2nd Floor Women's Restroom	Ceiling	Chipping on transite, Flaking on metal pipe	Yes	1 RRP		Dean Lawthers Industrial Hygienist	1/25/19
170	2690	1	2	311	Restrooms, Staff - Female	2nd Floor Women's Restroom	W1	Holes, paint has been stabilized	Yes	N/A		Dean Lawthers Industrial Hygienist	1/25/19
171	2690	1	2	311	Restrooms, Staff - Female	2nd Floor Women's Restroom	W2	Holes, paint has been stabilized	Yes	N/A		Dean Lawthers Industrial Hygienist	1/25/19
172	2690	1	2	311	Restrooms, Staff - Female	2nd Floor Women's Restroom	W3	Holes, paint has been stabilized, Flaking on metal pipe	Yes	N/A		Dean Lawthers Industrial Hygienist	1/25/19
173	2690	1	2	311	Restrooms, Staff - Female	2nd Floor Women's Restroom	W4	Chipping on radiator, Holes, paint has been stabilized, Flaking on radiator heat shield	Yes	N/A		Dean Lawthers Industrial Hygienist	1/25/19
174	2690	1	2	300	Primary	Classroom 300	W1	Cracking, Chipping	N/A	N/A	This work was completed during Classroom Modernization Summer 2018	N/A	N/A
175	2690	1	2	300	Primary	Classroom 300	W2	Cracking, Chipping, Holes, Flaking	N/A	N/A	This work was completed during Classroom Modernization Summer 2018	N/A	N/A
176	2690	1	2	300	Primary	Classroom 300	W3	Cracking, Chipping on wall and radiator	N/A	N/A	This work was completed during Classroom Modernization Summer 2018	N/A	N/A
177	2690	1	2	300	Primary	Classroom 300	W4	Cracking, Chipping, Flaking	N/A	N/A	This work was completed during Classroom Modernization Summer 2018	N/A	N/A
178	2690	1	2	300A	Storage	Classroom 300 Closet	W2	Cracking, Chipping on cove	N/A	N/A	This work was completed during Classroom Modernization Summer 2018	N/A	N/A
179	2690	1	2	300A	Storage	Classroom 300 Closet	W3	Chipping on radiator, Flaking	N/A	N/A	This work was completed during Classroom Modernization Summer 2018	N/A	N/A
180	2690	1	2	300A	Storage	Classroom 300 Closet	W4	Cracking, Chipping on wall and cove, Holes, paint has been stabilized	N/A	N/A	This work was completed during Classroom Modernization Summer 2018	N/A	N/A
181	2690	1	2	301	Primary	Classroom 301	W1	Chipping, Holes, paint has been stabilized	N/A	N/A	This work was completed during Classroom Modernization Summer 2018	N/A	N/A

Task ID	ULCS#	E l e m e n t	F l o o r	Space # (on Floor Plan)	Space Type	On Site Room Name	Component	Description of Paint and Plaster Damage (i.e. cracking, chipping, gouges, holes, flaking, spalling, efflorescence, significant moisture damage)	Certified renovator performed post-renovation cleaning verification	Describe the results of post-renovation cleaning verification, including the number of wet and dry cloths used	If dust clearance testing was performed instead, attach a copy of the report	I certify under penalty of law that the previous information is true and complete (name and title)	Date signed
182	2690	1	2	301	Primary	Classroom 301	W2	Chipping	N/A	N/A	This work was completed during Classroom Modernization Summer 2018	N/A	N/A
183	2690	1	2	301	Primary	Classroom 301	W3	Chipping on radiators, Holes, paint has been stabilized, Efflorescence, Significant Moisture Damage behind radiator	N/A	N/A	This work was completed during Classroom Modernization Summer 2018	N/A	N/A
184	2690	1	2	301	Primary	Classroom 301	W4	Chipping	N/A	N/A	This work was completed during Classroom Modernization Summer 2018	N/A	N/A
185	2690	1	2	301A	Storage	Classroom 301 Closet	W1	Cracking, Flaking	N/A	N/A	This work was completed during Classroom Modernization Summer 2018	N/A	N/A
186	2690	1	2	301A	Storage	Classroom 301 Closet	W2	Cracking, Flaking on metal pipe	N/A	N/A	This work was completed during Classroom Modernization Summer 2018	N/A	N/A
187	2690	1	2	301A	Storage	Classroom 301 Closet	W3	Hole	N/A	N/A	This work was completed during Classroom Modernization Summer 2018	N/A	N/A
188	2690	1	2	301A	Storage	Classroom 301 Closet	W4	Cracking, Chipping, Flaking	N/A	N/A	This work was completed during Classroom Modernization Summer 2018	N/A	N/A
189	2690	1	2	302	Primary	Classroom 302	W1	Cracking, Chipping	Yes	22 RRP; 3 Colorimetric; 1 FAAS	https://drive.google.com/file/d/1bBOhS0g44fC1-YL-3n8cACs-4gAJvtGm/view?usp=sharing	AJD/Environmental Technician	12/07/2018
190	2690	1	2	302	Primary	Classroom 302	W2	Cracking, Chipping on wall and door	Yes	N/A	N/A	AJD/Environmental Technician	12/07/2018
191	2690	1	2	302	Primary	Classroom 302	W3	Cracking, Chipping on radiators and plastic jacket, Flaking behind radiators	Yes	N/A	N/A	AJD/Environmental Technician	12/07/2018
192	2690	1	2	302	Primary	Classroom 302	W4	Cracking, Chipping	Yes	N/A	N/A	AJD/Environmental Technician	12/07/2018
193	2690	1	2	302A	Storage	Classroom 302 Closet	Ceiling		Yes	N/A	N/A	AJD/Environmental Technician	12/07/2018
194	2690	1	2	302A	Storage	Classroom 302 Closet	Floor		Yes	3 RRP	N/A	AJD/Environmental Technician	12/07/2018
195	2690	1	2	302A	Storage	Classroom 302 Closet	W1		Yes	N/A	N/A	AJD/Environmental Technician	12/07/2018
196	2690	1	2	302A	Storage	Classroom 302 Closet	W2	Cracking, Flaking	Yes	N/A	N/A	AJD/Environmental Technician	12/07/2018
197	2690	1	2	302A	Storage	Classroom 302 Closet	W3	Chipping on radiator, Flaking behind radiator	Yes	N/A	N/A	AJD/Environmental Technician	12/07/2018
198	2690	1	2	302A	Storage	Classroom 302 Closet	W4	Holes, paint has been stabilized	Yes	N/A	N/A	AJD/Environmental Technician	12/07/2018
199	2690	1	2	303	Primary	Classroom 303	W1	Chipping, Holes, Wood trim pulling off wall	N/A	N/A	This work was completed during Classroom Modernization Summer 2018	N/A	N/A
200	2690	1	2	303	Primary	Classroom 303	W3	Chipping on wall and radiators, Flaking behind radiators	N/A	N/A	This work was completed during Classroom Modernization Summer 2018	N/A	N/A
201	2690	1	2	303	Primary	Classroom 303	W4	Cracking, Chipping	N/A	N/A	This work was completed during Classroom Modernization Summer 2018	N/A	N/A

Task ID	ULCS#	E l e m e n t	F l o o r	Space # (on Floor Plan)	Space Type	On Site Room Name	Component	Description of Paint and Plaster Damage (i.e. cracking, chipping, gouges, holes, flaking, spalling, efflorescence, significant moisture damage)	Certified renovator performed post-renovation cleaning verification	Describe the results of post-renovation cleaning verification, including the number of wet and dry cloths used	If dust clearance testing was performed instead, attach a copy of the report	I certify under penalty of law that the previous information is true and complete (name and title)	Date signed
202	2690	1	2	303A	Storage	Classroom 303 Closet	Ceiling	Cracking above missing ceiling tile	N/A	N/A	This work was completed during Classroom Modernization Summer 2018	N/A	N/A
203	2690	1	2	303A	Storage	Classroom 303 Closet	W2	Chipping, Coat hooks pulling off wall	N/A	N/A	This work was completed during Classroom Modernization Summer 2018	N/A	N/A
204	2690	1	2	303A	Storage	Classroom 303 Closet	W3	Cracking, some above missing ceiling tile, Hole, paint has been stabilized	N/A	N/A	This work was completed during Classroom Modernization Summer 2018	N/A	N/A
205	2690	1	2	303A	Storage	Classroom 303 Closet	W4	Cracking, Coat hooks pulling off wall	N/A	N/A	This work was completed during Classroom Modernization Summer 2018	N/A	N/A
206	2690	1	2	304	Primary	Classroom 304	Floor		N/A	N/A	This work was completed during Classroom Modernization Summer 2018	N/A	N/A
207	2690	1	2	304	Primary	Classroom 304	W1	Cracking in air shaft, Chipping, Holes	N/A	N/A	This work was completed during Classroom Modernization Summer 2018	N/A	N/A
208	2690	1	2	304	Primary	Classroom 304	W2	Holes, Efflorescence behind desk	N/A	N/A	This work was completed during Classroom Modernization Summer 2018	N/A	N/A
209	2690	1	2	304	Primary	Classroom 304	W3	Chipping on plastic jacket, Gouges, Holes	N/A	N/A	This work was completed during Classroom Modernization Summer 2018	N/A	N/A
210	2690	1	2	304	Primary	Classroom 304	W4	Chipping, Holes	N/A	N/A	This work was completed during Classroom Modernization Summer 2018	N/A	N/A
211	2690	1	2	304A	Storage	Classroom 304 Closet	W1	Cracking, Hole	N/A	N/A	This work was completed during Classroom Modernization Summer 2018	N/A	N/A
212	2690	1	2	304A	Storage	Classroom 304 Closet	W2	Cracking, Chipping	N/A	N/A	This work was completed during Classroom Modernization Summer 2018	N/A	N/A
213	2690	1	2	304A	Storage	Classroom 304 Closet	W3	Flaking	N/A	N/A	This work was completed during Classroom Modernization Summer 2018	N/A	N/A
214	2690	1	2	304A	Storage	Classroom 304 Closet	W4	Cracking, Holes, paint has been stabilized on 2, Flaking	N/A	N/A	This work was completed during Classroom Modernization Summer 2018	N/A	N/A
215	2690	1	2	307	Primary	Classroom 307	Ceiling	Flaking above entrance and 2nd closet entrance	N/A	N/A	This work was completed during Classroom Modernization Summer 2018	N/A	N/A
216	2690	1	2	307	Primary	Classroom 307	Floor		N/A	N/A	This work was completed during Classroom Modernization Summer 2018	N/A	N/A
217	2690	1	2	307	Primary	Classroom 307	W1	Cracking, Chipping, Holes, Significant Moisture Damage above entrance	N/A	N/A	This work was completed during Classroom Modernization Summer 2018	N/A	N/A
218	2690	1	2	307	Primary	Classroom 307	W2	Cracking, Chipping, Flaking	N/A	N/A	This work was completed during Classroom Modernization Summer 2018	N/A	N/A
219	2690	1	2	307	Primary	Classroom 307	W3	Chipping on radiators, Flaking on wall and behind radiator	N/A	N/A	This work was completed during Classroom Modernization Summer 2018	N/A	N/A
220	2690	1	2	307	Primary	Classroom 307	W4	Chipping, Flaking	N/A	N/A	This work was completed during Classroom Modernization Summer 2018	N/A	N/A

Task ID	ULCS#	E l e m e n t	F l o o r	Space # (on Floor Plan)	Space Type	On Site Room Name	Component	Description of Paint and Plaster Damage (i.e. cracking, chipping, gouges, holes, flaking, spalling, efflorescence, significant moisture damage)	Certified renovator performed post-renovation cleaning verification	Describe the results of post-renovation cleaning verification, including the number of wet and dry cloths used	If dust clearance testing was performed instead, attach a copy of the report	I certify under penalty of law that the previous information is true and complete (name and title)	Date signed
221	2690	1	2	307A	Storage	Classroom 307 Closet	Ceiling	Flaking above missing ceiling tile	N/A	N/A	This work was completed during Classroom Modernization Summer 2018	N/A	N/A
222	2690	1	2	307A	Storage	Classroom 307 Closet	W1	Flaking	N/A	N/A	This work was completed during Classroom Modernization Summer 2018	N/A	N/A
223	2690	1	2	307A	Storage	Classroom 307 Closet	W2	Flaking on wall and metal pipe	N/A	N/A	This work was completed during Classroom Modernization Summer 2018	N/A	N/A
224	2690	1	2	307A	Storage	Classroom 307 Closet	W3	Flaking, some above missing ceiling tile	N/A	N/A	This work was completed during Classroom Modernization Summer 2018	N/A	N/A
225	2690	1	2	307A	Storage	Classroom 307 Closet	W4	Flaking	N/A	N/A	This work was completed during Classroom Modernization Summer 2018	N/A	N/A
226	2690	1	2	308	Primary	Classroom 308	Ceiling	Cracking above entrance	N/A	N/A	This work was completed during Classroom Modernization Summer 2018	N/A	N/A
227	2690	1	2	308	Primary	Classroom 308	W1	Chipping, Hole, Flaking	N/A	N/A	This work was completed during Classroom Modernization Summer 2018	N/A	N/A
228	2690	1	2	308	Primary	Classroom 308	W2		N/A	N/A	This work was completed during Classroom Modernization Summer 2018	N/A	N/A
229	2690	1	2	308	Primary	Classroom 308	W3	Chipping on wall and radiators	N/A	N/A	This work was completed during Classroom Modernization Summer 2018	N/A	N/A
230	2690	1	2	308	Primary	Classroom 308	W4		N/A	N/A	This work was completed during Classroom Modernization Summer 2018	N/A	N/A
231	2690	1	2	308A	Storage	Classroom 308 Closet	Ceiling	Cracking	N/A	N/A	This work was completed during Classroom Modernization Summer 2018	N/A	N/A
232	2690	1	2	308A	Storage	Classroom 308 Closet	W1	Cracking, Chipping, Flaking, Coat hooks pulling off wall	N/A	N/A	This work was completed during Classroom Modernization Summer 2018	N/A	N/A
233	2690	1	2	308A	Storage	Classroom 308 Closet	W2	Efflorescence	N/A	N/A	This work was completed during Classroom Modernization Summer 2018	N/A	N/A
234	2690	1	2	308A	Storage	Classroom 308 Closet	W3	Cracking, Chipping	N/A	N/A	This work was completed during Classroom Modernization Summer 2018	N/A	N/A
235	2690	1	2	308A	Storage	Classroom 308 Closet	W4	Cracking	N/A	N/A	This work was completed during Classroom Modernization Summer 2018	N/A	N/A
236	2690	1	2	309	Art - Elementary	Classroom 309	W1	Chipping on wall, door and doorframe, Hole	Yes	1 RRP		Dean Lawthers Industrial Hygienist	1/18/19
237	2690	1	2	309	Art - Elementary	Classroom 309	W2	Cracking, Efflorescence	Yes	1 RRP		Dean Lawthers Industrial Hygienist	1/18/19
238	2690	1	2	309	Art - Elementary	Classroom 309	W3	Cracking, Holes	Yes	1 RRP		Dean Lawthers Industrial Hygienist	1/18/19
239	2690	1	2	309	Art - Elementary	Classroom 309	W4	Hole	Yes	1 RRP		Dean Lawthers Industrial Hygienist	1/18/19
240	2690	1	2	309A	Storage	Classroom 309 Closet	Ceiling	No Access	Yes	1 RRP		Dean Lawthers Industrial Hygienist	1/18/19

Task ID	ULCS#	E l e m e n t	F l o o r	Space # (on Floor Plan)	Space Type	On Site Room Name	Component	Description of Paint and Plaster Damage (i.e. cracking, chipping, gouges, holes, flaking, spalling, efflorescence, significant moisture damage)	Certified renovator performed post-renovation cleaning verification	Describe the results of post-renovation cleaning verification, including the number of wet and dry cloths used	If dust clearance testing was performed instead, attach a copy of the report	I certify under penalty of law that the previous information is true and complete (name and title)	Date signed
241	2690	1	2	309A	Storage	Classroom 309 Closet	Floor	No Access	Yes	N/A		Dean Lawthers Industrial Hygienist	1/18/19
242	2690	1	2	309A	Storage	Classroom 309 Closet	W1	No Access	Yes	N/A		Dean Lawthers Industrial Hygienist	1/18/19
243	2690	1	2	309A	Storage	Classroom 309 Closet	W2	No Access	Yes	N/A		Dean Lawthers Industrial Hygienist	1/18/19
244	2690	1	2	309A	Storage	Classroom 309 Closet	W3	No Access	Yes	N/A		Dean Lawthers Industrial Hygienist	1/18/19
245	2690	1	2	309A	Storage	Classroom 309 Closet	W4	No Access	Yes	N/A		Dean Lawthers Industrial Hygienist	1/18/19
246	2690	1	2	312	Teacher Lounge/Dining	Dining Room	W1	Chipping, Hole	Yes	1 RRP		Dean Lawthers Industrial Hygienist	2/8/19
247	2690	1	2	312	Teacher Lounge/Dining	Dining Room	W2	Flaking, behind cabinets	Yes	1 RRP		Dean Lawthers Industrial Hygienist	2/8/19
248	2690	1	2	312	Teacher Lounge/Dining	Dining Room	W3	Cracking, Chipping on radiator, Flaking behind radiator	Yes	1 RRP		Dean Lawthers Industrial Hygienist	2/8/19
249	2690	1	2	312	Teacher Lounge/Dining	Dining Room	W4	2 cr	Yes	1 RRP		Dean Lawthers Industrial Hygienist	2/8/19
250	2690	1	2	312A	Kitchen	Dining Room Kitchen	W1	Flaking	Yes	1 RRP		Dean Lawthers Industrial Hygienist	2/8/19
251	2690	1	2	312A	Kitchen	Dining Room Kitchen	W2	Cracking, Flaking, Efflorescence behind radiator	Yes	N/A		Dean Lawthers Industrial Hygienist	2/8/19
252	2690	1	2	312A	Kitchen	Dining Room Kitchen	W3	Cracking, Holes	Yes	N/A		Dean Lawthers Industrial Hygienist	2/8/19
253	2690	1	2	312A	Kitchen	Dining Room Kitchen	W4	Cracking	Yes	N/A		Dean Lawthers Industrial Hygienist	2/8/19
254	2690	1	2	S5-300	Stairs. Fire Tower	Fire Tower across from Classroom 300	Ceiling	Efflorescence	Yes	1 RRP		Dean Lawthers Industrial Hygienist	3/8/19
255	2690	1	2	S5-300	Stairs. Fire Tower	Fire Tower across from Classroom 300	Floor		Yes	N/A		Dean Lawthers Industrial Hygienist	3/8/19
256	2690	1	2	S5-300	Stairs. Fire Tower	Fire Tower across from Classroom 300	W1	Cracking, Hole, Flaking, Efflorescence	Yes	N/A		Dean Lawthers Industrial Hygienist	3/8/19
257	2690	1	2	S5-300	Stairs. Fire Tower	Fire Tower across from Classroom 300	W2	Cracking, Efflorescence	Yes	N/A		Dean Lawthers Industrial Hygienist	3/8/19
258	2690	1	2	S5-300	Stairs. Fire Tower	Fire Tower across from Classroom 300	W3	Chipping on wall and doorframe	Yes	N/A		Dean Lawthers Industrial Hygienist	3/8/19
259	2690	1	2	S5-300	Stairs. Fire Tower	Fire Tower across from Classroom 300	W4	Cracking, Flaking on metal pipe	Yes	N/A		Dean Lawthers Industrial Hygienist	3/8/19
260	2690	1	2	S3-300	Stairs, Fire Tower	Fire Tower across from Classroom 304 and IMC	Ceiling	No Access					
261	2690	1	2	S3-300	Stairs, Fire Tower	Fire Tower across from Classroom 304 and IMC	Floor	No Access					
262	2690	1	2	S3-300	Stairs, Fire Tower	Fire Tower across from Classroom 304 and IMC	W1	No Access					

Task ID	ULCS#	Element	Floor	Space # (on Floor Plan)	Space Type	On Site Room Name	Component	Description of Paint and Plaster Damage (i.e. cracking, chipping, gouges, holes, flaking, spalling, efflorescence, significant moisture damage)	Certified renovator performed post-renovation cleaning verification	Describe the results of post-renovation cleaning verification, including the number of wet and dry cloths used	If dust clearance testing was performed instead, attach a copy of the report	I certify under penalty of law that the previous information is true and complete (name and title)	Date signed
263	2690	1	2	S3-300	Stairs, Fire Tower	Fire Tower across from Classroom 304 and IMC	W2	No Access					
264	2690	1	2	S3-300	Stairs, Fire Tower	Fire Tower across from Classroom 304 and IMC	W3	No Access					
265	2690	1	2	S3-300	Stairs, Fire Tower	Fire Tower across from Classroom 304 and IMC	W4	No Access					
266	2690	1	2	H302	Circulation (Hallway)	Hallway outside Classrooms 300-301	W1	Cracking, Chipping on wall, radiators, and metal jackets, Flaking	Yes	1 RRP	N/A	Dean Lawthers Industrial Hygienist	2/15/19
267	2690	1	2	H302	Circulation (Hallway)	Hallway outside Classrooms 300-301	W2	Chipping on wall and doors, Gouges, Flaking	Yes	1 RRP	N/A	Dean Lawthers Industrial Hygienist	2/15/19
268	2690	1	2	H302	Circulation (Hallway)	Hallway outside Classrooms 300-301	W3	Cracking, Chipping, Hole, Flaking	Yes	1 RRP	N/A	Dean Lawthers Industrial Hygienist	2/15/19
269	2690	1	2	H302	Circulation (Hallway)	Hallway outside Classrooms 300-301	W4	Flaking	Yes	1 RRP	N/A	Dean Lawthers Industrial Hygienist	2/15/19
270	2690	1	2	H300	Circulation (Hallway)	Hallway outside Classrooms 303-307	W1	Chipping, Holes, paint has been stabilized	Yes	1 RRP	N/A	Dean Lawthers Industrial Hygienist	2/15/19
271	2690	1	2	H300	Circulation (Hallway)	Hallway outside Classrooms 303-307	W2	Cracking, Chipping on wall and metal pipe, Holes, Flaking on wall and metal pipe	Yes	1 RRP	N/A	Dean Lawthers Industrial Hygienist	2/15/19
272	2690	1	2	H300	Circulation (Hallway)	Hallway outside Classrooms 303-307	W3	Chipping , Spalling	Yes	1 RRP	N/A	Dean Lawthers Industrial Hygienist	2/15/19
273	2690	1	2	H300	Circulation (Hallway)	Hallway outside Classrooms 303-307	W4	Cracking, Chipping on wall and metal and plastic jackets, Holes, paint has been stabilized, Flaking	Yes	1 RRP	N/A	Dean Lawthers Industrial Hygienist	2/15/19
274	2690	1	2	H301	Circulation (Hallway)	Hallway outside Classrooms 308-309	W1	Chipping, Hole, paint has been stabilized	Yes	1 RRP	N/A	Dean Lawthers Industrial Hygienist	2/15/19
275	2690	1	2	H301	Circulation (Hallway)	Hallway outside Classrooms 308-309	W3	Chipping, Hole, paint has been stabilized	Yes	1 RRP	N/A	Dean Lawthers Industrial Hygienist	2/15/19
276	2690	1	2	H301	Circulation (Hallway)	Hallway outside Classrooms 308-309	W4	Holes, paint has been stabilized	Yes	1 RRP	N/A	Dean Lawthers Industrial Hygienist	2/15/19
277	2690	1	2	305	IMC (Library)	IMC	Floor		Yes	39 RRP; 4 Colorimetric; 1 FAAS	https://drive.google.com/file/d/1bBOhS0g44fC1-YL-3n8cACs-4gAJvtGm/view?usp=sharing	AJD/Environmental Technician	12/07/2018
278	2690	1	2	305	IMC (Library)	IMC	W1	Cracking, some in air shaft, Chipping, Holes	Yes	N/A	N/A	AJD/Environmental Technician	12/07/2018
279	2690	1	2	305	IMC (Library)	IMC	W2	Cracking	Yes	N/A	N/A	AJD/Environmental Technician	12/07/2018
280	2690	1	2	305	IMC (Library)	IMC	W3	Cracking, Chipping, Flaking behind built in seats	Yes	N/A	N/A	AJD/Environmental Technician	12/07/2018
281	2690	1	2	305	IMC (Library)	IMC	W4	Chipping, Holes	Yes	N/A	N/A	AJD/Environmental Technician	12/07/2018
282	2690	1	2	305D	Storage	IMC Closet	Ceiling		Yes	N/A	N/A	AJD/Environmental Technician	12/07/2018

Task ID	ULCS#	E l e m e n t	F l o o r	Space # (on Floor Plan)	Space Type	On Site Room Name	Component	Description of Paint and Plaster Damage (i.e. cracking, chipping, gouges, holes, flaking, spalling, efflorescence, significant moisture damage)	Certified renovator performed post-renovation cleaning verification	Describe the results of post-renovation cleaning verification, including the number of wet and dry cloths used	If dust clearance testing was performed instead, attach a copy of the report	I certify under penalty of law that the previous information is true and complete (name and title)	Date signed
283	2690	1	2	305D	Storage	IMC Closet	Floor		Yes	3 RRP	N/A	AJD/Environmental Technician	12/07/2018
284	2690	1	2	305D	Storage	IMC Closet	W1	Cracking	Yes	N/A	N/A	AJD/Environmental Technician	12/07/2018
285	2690	1	2	305D	Storage	IMC Closet	W2	Cracking, Gouge, Flaking	Yes	N/A	N/A	AJD/Environmental Technician	12/07/2018
286	2690	1	2	305D	Storage	IMC Closet	W3	Cracking	Yes	N/A	N/A	AJD/Environmental Technician	12/07/2018
287	2690	1	2	305D	Storage	IMC Closet	W4	Cracking	Yes	N/A	N/A	AJD/Environmental Technician	12/07/2018
288	2690	1	2	305C	Telecommunication Equipment Room	IMC Telecommunication Equipment Room	Floor		Yes	3 RRP	N/A	AJD/Environmental Technician	12/07/2018
289	2690	1	2	305C	Telecommunication Equipment Room	IMC Telecommunication Equipment Room	W1	Cracking, Hole	Yes	N/A	N/A	AJD/Environmental Technician	12/07/2018
290	2690	1	2	305C	Telecommunication Equipment Room	IMC Telecommunication Equipment Room	W2	Cracking, Hole	Yes	N/A	N/A	AJD/Environmental Technician	12/07/2018
291	2690	1	2	305C	Telecommunication Equipment Room	IMC Telecommunication Equipment Room	W3	Cracking, Holes	Yes	N/A	N/A	AJD/Environmental Technician	12/07/2018
292	2690	1	2	305C	Telecommunication Equipment Room	IMC Telecommunication Equipment Room	W4	Cracking, Hole	Yes	N/A	N/A	AJD/Environmental Technician	12/07/2018
293	2690	1	2	315	Teacher Lounge/Dining	Men's Lounge outside 2nd Floor Men's Restroom	Ceiling	Cracking, Flaking above damaged ceiling tile	Yes	1 RRP	N/A	Dean Lawthers Industrial Hygienist	1/25/19
294	2690	1	2	315	Teacher Lounge/Dining	Men's Lounge outside 2nd Floor Men's Restroom	Floor		Yes	N/A	N/A	Dean Lawthers Industrial Hygienist	1/25/19
295	2690	1	2	315	Teacher Lounge/Dining	Men's Lounge outside 2nd Floor Men's Restroom	W1	Holes, paint has been stabilized on 3	Yes	N/A	N/A	Dean Lawthers Industrial Hygienist	1/25/19
296	2690	1	2	315	Teacher Lounge/Dining	Men's Lounge outside 2nd Floor Men's Restroom	W2	Holes, paint has been stabilized	Yes	N/A	N/A	Dean Lawthers Industrial Hygienist	1/25/19
297	2690	1	2	315	Teacher Lounge/Dining	Men's Lounge outside 2nd Floor Men's Restroom	W3	Holes, paint has been stabilized	Yes	N/A	N/A	Dean Lawthers Industrial Hygienist	1/25/19
298	2690	1	2	315	Teacher Lounge/Dining	Men's Lounge outside 2nd Floor Men's Restroom	W4	Chipping on radiator, Cracking above missing ceiling tile, Holes, paint has been stabilized	Yes	N/A	N/A	Dean Lawthers Industrial Hygienist	1/25/19
299	2690	1	2	S4-300	Stairs	Stairwell adjacent to Classroom 302	Floor	Chipping on cove and railings	Yes	N/A		Dean Lawthers Industrial Hygienist	2/15/19
300	2690	1	2	S4-300	Stairs	Stairwell adjacent to Classroom 302	W1	Chipping on doors and doorframe, Holes, paint has been stabilized on 4, Flaking	Yes	1 RRP		Dean Lawthers Industrial Hygienist	2/15/19
301	2690	1	2	S4-300	Stairs	Stairwell adjacent to Classroom 302	W2	Cracking, Hole, paint has been stabilized, Flaking	Yes	N/A		Dean Lawthers Industrial Hygienist	2/15/19
302	2690	1	2	S4-300	Stairs	Stairwell adjacent to Classroom 302	W3	Cracking	Yes	N/A		Dean Lawthers Industrial Hygienist	2/15/19

Task ID	ULCS#	E l e m e n t	F l o o r	Space # (on Floor Plan)	Space Type	On Site Room Name	Component	Description of Paint and Plaster Damage (i.e. cracking, chipping, gouges, holes, flaking, spalling, efflorescence, significant moisture damage)	Certified renovator performed post-renovation cleaning verification	Describe the results of post-renovation cleaning verification, including the number of wet and dry cloths used	If dust clearance testing was performed instead, attach a copy of the report	I certify under penalty of law that the previous information is true and complete (name and title)	Date signed
303	2690	1	2	S4-300	Stairs	Stairwell adjacent to Classroom 302	W4	Hole, paint has been stabilized, Flaking	Yes	N/A		Dean Lawthers Industrial Hygienist	2/15/19
304	2690	1	2	S2-300	Stairs	Stairwell adjacent to Classroom 307	Ceiling	Flaking	Yes	1 RRP		Dean Lawthers Industrial Hygienist	3/8/19
305	2690	1	2	S2-300	Stairs	Stairwell adjacent to Classroom 307	Floor	Chipping on stairs, cove and railings	Yes	N/A		Dean Lawthers Industrial Hygienist	3/8/19
306	2690	1	2	S2-300	Stairs	Stairwell adjacent to Classroom 307	W1	Cracking, Flaking	Yes	N/A		Dean Lawthers Industrial Hygienist	3/8/19
307	2690	1	2	S2-300	Stairs	Stairwell adjacent to Classroom 307	W2	Chipping, Hole, paint has been stabilized, Flaking	Yes	N/A		Dean Lawthers Industrial Hygienist	3/8/19
308	2690	1	2	S2-300	Stairs	Stairwell adjacent to Classroom 307	W3	Chipping on doors, Holes, paint has been stabilized, Flaking on doors, Efflorescence	Yes	N/A		Dean Lawthers Industrial Hygienist	3/8/19
309	2690	1	2	S2-300	Stairs	Stairwell adjacent to Classroom 307	W4	Flaking	Yes	N/A		Dean Lawthers Industrial Hygienist	3/8/19
310	2690	1	2	S1-300	Stairs	Stairwell adjacent to Classroom 309	Floor	Chipping on stairs, cove and railings	Yes	N/A		Dean Lawthers Industrial Hygienist	3/1/19
311	2690	1	2	S1-300	Stairs	Stairwell adjacent to Classroom 309	W1	Cracking, Flaking	Yes	1 RRP		Dean Lawthers Industrial Hygienist	3/1/19
312	2690	1	2	S1-300	Stairs	Stairwell adjacent to Classroom 309	W2	Chipping on doors and doorframe, Holes	Yes	N/A		Dean Lawthers Industrial Hygienist	3/1/19
313	2690	1	2	S1-300	Stairs	Stairwell adjacent to Classroom 309	W3	Cracking, Holes, Flaking	Yes	N/A		Dean Lawthers Industrial Hygienist	3/1/19
314	2690	1	2	S1-300	Stairs	Stairwell adjacent to Classroom 309	W4	Cracking, Holes, paint has been stabilized	Yes	N/A		Dean Lawthers Industrial Hygienist	3/1/19
315	2690	1	2	313A	Circulation (Hallway)	Vestibule outside 2nd Floor Girl's Restroom	Ceiling	Cracking, Flaking	Yes	1 RRP		Dean Lawthers Industrial Hygienist	2/1/19
316	2690	1	2	313A	Circulation (Hallway)	Vestibule outside 2nd Floor Girl's Restroom	W1	Flaking	Yes	N/A		Dean Lawthers Industrial Hygienist	2/1/19
317	2690	1	2	313A	Circulation (Hallway)	Vestibule outside 2nd Floor Girl's Restroom	W2	Cracking, Gouge	Yes	N/A		Dean Lawthers Industrial Hygienist	2/1/19
318	2690	1	2	313A	Circulation (Hallway)	Vestibule outside 2nd Floor Girl's Restroom	W3	Cracking, Hole, paint has been stabilized	Yes	N/A		Dean Lawthers Industrial Hygienist	2/1/19
319	2690	1	2	313A	Circulation (Hallway)	Vestibule outside 2nd Floor Girl's Restroom	W4	Cracking	Yes	N/A		Dean Lawthers Industrial Hygienist	2/1/19
320	2690	1	2	310	Teacher Lounge/Dining	Women's Lounge outside 2nd Floor Women's Restroom	W1	Chipping, Flaking	Yes	1 RRP		Dean Lawthers Industrial Hygienist	1/25/19
321	2690	1	2	310	Teacher Lounge/Dining	Women's Lounge outside 2nd Floor Women's Restroom	W2	Cracking, Flaking	Yes	1 RRP		Dean Lawthers Industrial Hygienist	1/25/19
322	2690	1	2	310	Teacher Lounge/Dining	Women's Lounge outside 2nd Floor Women's Restroom	W3	Cracking, Holes, Flaking	Yes	1 RRP		Dean Lawthers Industrial Hygienist	1/25/19

Task ID	ULCS#	E l e m e n t	F l o o r	Space # (on Floor Plan)	Space Type	On Site Room Name	Component	Description of Paint and Plaster Damage (i.e. cracking, chipping, gouges, holes, flaking, spalling, efflorescence, significant moisture damage)	Certified renovator performed post-renovation cleaning verification	Describe the results of post-renovation cleaning verification, including the number of wet and dry cloths used	If dust clearance testing was performed instead, attach a copy of the report	I certify under penalty of law that the previous information is true and complete (name and title)	Date signed
323	2690	1	2	310	Teacher Lounge/Dining	Women's Lounge outside 2nd Floor Women's Restroom	W4	Cracking, Flaking, Spalling	Yes	1 RRP		Dean Lawthers Industrial Hygienist	1/25/19
324	2690	1	1	200	Primary	Classroom 200	W1	Cracking, Chipping on wall and metal jacket	N/A	N/A	This work was completed during Classroom Modernization Summer 2018	N/A	N/A
325	2690	1	1	200	Primary	Classroom 200	W2	Cracking, Chipping, Holes	N/A	N/A	This work was completed during Classroom Modernization Summer 2018	N/A	N/A
326	2690	1	1	200	Primary	Classroom 200	W3	Cracking, Chipping, Flaking behind radiators	N/A	N/A	This work was completed during Classroom Modernization Summer 2018	N/A	N/A
327	2690	1	1	200	Primary	Classroom 200	W4		N/A	N/A	This work was completed during Classroom Modernization Summer 2018	N/A	N/A
328	2690	1	1	200A	Storage	Classroom 200 Closet	Ceiling		N/A	N/A	This work was completed during Classroom Modernization Summer 2018	N/A	N/A
329	2690	1	1	200A	Storage	Classroom 200 Closet	Floor		N/A	N/A	This work was completed during Classroom Modernization Summer 2018	N/A	N/A
330	2690	1	1	200A	Storage	Classroom 200 Closet	W1		N/A	N/A	This work was completed during Classroom Modernization Summer 2018	N/A	N/A
331	2690	1	1	200A	Storage	Classroom 200 Closet	W2		N/A	N/A	This work was completed during Classroom Modernization Summer 2018	N/A	N/A
332	2690	1	1	200A	Storage	Classroom 200 Closet	W3		N/A	N/A	This work was completed during Classroom Modernization Summer 2018	N/A	N/A
333	2690	1	1	200A	Storage	Classroom 200 Closet	W4	Cracking	N/A	N/A	This work was completed during Classroom Modernization Summer 2018	N/A	N/A
334	2690	1	1	201	Primary	Classroom 201	W1	Chipping on doorframe and cove	N/A	N/A	This work was completed during Classroom Modernization Summer 2018	N/A	N/A
335	2690	1	1	201	Primary	Classroom 201	W2	Cracking, Chipping on cove	N/A	N/A	This work was completed during Classroom Modernization Summer 2018	N/A	N/A
336	2690	1	1	201	Primary	Classroom 201	W3	Flaking behind radiator and cover	N/A	N/A	This work was completed during Classroom Modernization Summer 2018	N/A	N/A
337	2690	1	1	201A	Storage	Classroom 201 Closet	Floor		N/A	N/A	This work was completed during Classroom Modernization Summer 2018	N/A	N/A
338	2690	1	1	201A	Storage	Classroom 201 Closet	W1	Cracking, Hole	N/A	N/A	This work was completed during Classroom Modernization Summer 2018	N/A	N/A
339	2690	1	1	201A	Storage	Classroom 201 Closet	W2	Flaking on metal pipe	N/A	N/A	This work was completed during Classroom Modernization Summer 2018	N/A	N/A
340	2690	1	1	201A	Storage	Classroom 201 Closet	W3		N/A	N/A	This work was completed during Classroom Modernization Summer 2018	N/A	N/A

Task ID	ULCS#	E l e m e n t	F l o o r	Space # (on Floor Plan)	Space Type	On Site Room Name	Component	Description of Paint and Plaster Damage (i.e. cracking, chipping, gouges, holes, flaking, spalling, efflorescence, significant moisture damage)	Certified renovator performed post-renovation cleaning verification	Describe the results of post-renovation cleaning verification, including the number of wet and dry cloths used	If dust clearance testing was performed instead, attach a copy of the report	I certify under penalty of law that the previous information is true and complete (name and title)	Date signed
341	2690	1	1	201A	Storage	Classroom 201 Closet	W4	Cracking, Chipping, Flaking	N/A	N/A	This work was completed during Classroom Modernization Summer 2018	N/A	N/A
342	2690	1	1	202	Primary	Classroom 202	W1	Chipping on wall, door and doorframe, Hole, paint has been stabilized	N/A	N/A	This work was completed during Classroom Modernization Summer 2018	N/A	N/A
343	2690	1	1	202	Primary	Classroom 202	W2	Cracking, Chipping	N/A	N/A	This work was completed during Classroom Modernization Summer 2018	N/A	N/A
344	2690	1	1	202	Primary	Classroom 202	W3	Chipping on radiators, Flaking behind shelves	N/A	N/A	This work was completed during Classroom Modernization Summer 2018	N/A	N/A
345	2690	1	1	202	Primary	Classroom 202	W4	Cracking	N/A	N/A	This work was completed during Classroom Modernization Summer 2018	N/A	N/A
346	2690	1	1	202A	Storage	Classroom 202 Closet	W2		N/A	N/A	This work was completed during Classroom Modernization Summer 2018	N/A	N/A
347	2690	1	1	202A	Storage	Classroom 202 Closet	W3	Chipping on radiator, Hole, Flaking	N/A	N/A	This work was completed during Classroom Modernization Summer 2018	N/A	N/A
348	2690	1	1	202A	Storage	Classroom 202 Closet	W4		N/A	N/A	This work was completed during Classroom Modernization Summer 2018	N/A	N/A
349	2690	1	1	204	Computer - Intermediate Middle	Classroom 204	W1	Chipping on wall and cove, Holes around entrance, paint has been stabilized, Hole in air shaft	Yes	7 RRP	N/A	AJD/Environmental Technician	12/06/2018
350	2690	1	1	204	Computer - Intermediate Middle	Classroom 204	W2	Chipping	Yes	6 RRP	N/A	AJD/Environmental Technician	12/06/2018
351	2690	1	1	204	Computer - Intermediate Middle	Classroom 204	W3	Chipping on radiators, Flaking behind radiators	Yes	10 RRP	N/A	AJD/Environmental Technician	12/06/2018
352	2690	1	1	204	Computer - Intermediate Middle	Classroom 204	W4	Chipping	Yes	5 RRP	https://drive.google.com/file/d/1KvA4zJVatvkV7C49rtBIZbR2BudInjLi/view?usp=sharing	AJD/Environmental Technician	12/06/2018
353	2690	1	1	204C	Storage	Classroom 204 Closet near Entrance	W2	Cracking, Hole	Yes	1 RRP	N/A	AJD/Environmental Technician	12/06/2018
354	2690	1	1	204C	Storage	Classroom 204 Closet near Entrance	W4	Cracking, Holes, paint has been stabilized	Yes	0 RRP	N/A	AJD/Environmental Technician	12/06/2018
355	2690	1	1	204B	Storage	Classroom 204 Closet near front of Room	Floor		Yes	1 RRP	N/A	AJD/Environmental Technician	12/06/2018
356	2690	1	1	204B	Storage	Classroom 204 Closet near front of Room	W1	Cracking, Chipping, Flaking	Yes	1 RRP	N/A	AJD/Environmental Technician	12/06/2018
357	2690	1	1	204B	Storage	Classroom 204 Closet near front of Room	W2	Cracking	Yes	1 RRP	N/A	AJD/Environmental Technician	12/06/2018

Task ID	ULCS#	Element	Floor	Space # (on Floor Plan)	Space Type	On Site Room Name	Component	Description of Paint and Plaster Damage (i.e. cracking, chipping, gouges, holes, flaking, spalling, efflorescence, significant moisture damage)	Certified renovator performed post-renovation cleaning verification	Describe the results of post-renovation cleaning verification, including the number of wet and dry cloths used	If dust clearance testing was performed instead, attach a copy of the report	I certify under penalty of law that the previous information is true and complete (name and title)	Date signed
358	2690	1	1	204B	Storage	Classroom 204 Closet near front of Room	W3	Cracking	Yes	0 RRP	N/A	AJD/Environmental Technician	12/06/2018
359	2690	1	1	204B	Storage	Classroom 204 Closet near front of Room	W4	Cracking, Chipping, Gouges	Yes	0 RRP	N/A	AJD/Environmental Technician	12/06/2018
360	2690	1	1	204A	Administrative Office	Classroom 204 Office	Ceiling	Flaking above window	Yes	0 RRP	N/A	AJD/Environmental Technician	12/06/2018
361	2690	1	1	204A	Administrative Office	Classroom 204 Office	Floor		Yes	5 RRP	N/A	AJD/Environmental Technician	12/06/2018
362	2690	1	1	204A	Administrative Office	Classroom 204 Office	W4	Chipping on radiator, Flaking behind radiator	Yes	6 RRP	N/A	AJD/Environmental Technician	12/06/2018
363	2690	1	1	204D	Storage	Classroom 204 Office Closet	Floor		Yes	1 RRP	N/A	AJD/Environmental Technician	12/06/2018
364	2690	1	1	204D	Storage	Classroom 204 Office Closet	W2		Yes	0 RRP	N/A	AJD/Environmental Technician	12/06/2018
365	2690	1	1	204D	Storage	Classroom 204 Office Closet	W3	Cracking	Yes	0 RRP	N/A	AJD/Environmental Technician	12/06/2018
366	2690	1	1	204D	Storage	Classroom 204 Office Closet	W4	Cracking	Yes	0 RRP	N/A	AJD/Environmental Technician	12/06/2018
367	2690	1	1	207	Primary	Classroom 207	Floor		Yes	5 RRP	N/A	AJD/Environmental Technician	12/06/2018
368	2690	1	1	207	Primary	Classroom 207	W1	Cracking, Chipping, Hole	Yes	5 RRP	N/A	AJD/Environmental Technician	12/06/2018
369	2690	1	1	207	Primary	Classroom 207	W2	Chipping, Flaking	Yes	3 RRP	N/A	AJD/Environmental Technician	12/06/2018
370	2690	1	1	207	Primary	Classroom 207	W3	Chipping on radiators, Holes, paint has been stabilized on 3, Flaking on wall and behind radiators	Yes	2 RRP	N/A	AJD/Environmental Technician	12/06/2018
371	2690	1	1	207	Primary	Classroom 207	W4	Cracking, Chipping, Flaking in air shaft	Yes	5 RRP	https://drive.google.com/file/d/1KvA4zJVatvkV7C49rtBIZbR2BudInjLi/view?usp=sharing	AJD/Environmental Technician	12/06/2018
372	2690	1	1	207A	Storage	Classroom 207 Closet	Ceiling		Yes	0 RRP	N/A	AJD/Environmental Technician	12/06/2018
373	2690	1	1	207A	Storage	Classroom 207 Closet	Floor		Yes	1 RRP	N/A	AJD/Environmental Technician	12/06/2018
374	2690	1	1	207A	Storage	Classroom 207 Closet	W1	Cracking	Yes	1 RRP	N/A	AJD/Environmental Technician	12/06/2018
375	2690	1	1	207A	Storage	Classroom 207 Closet	W2	Flaking	Yes	0 RRP	N/A	AJD/Environmental Technician	12/06/2018
376	2690	1	1	207A	Storage	Classroom 207 Closet	W3		Yes	1 RRP	N/A	AJD/Environmental Technician	12/06/2018
377	2690	1	1	207A	Storage	Classroom 207 Closet	W4		Yes	0 RRP	N/A	AJD/Environmental Technician	12/06/2018
378	2690	1	1	208	Primary	Classroom 208	W1	Cracking, Chipping, Flaking	N/A	N/A	This work was completed during Classroom Modernization Summer 2018	N/A	N/A
379	2690	1	1	208	Primary	Classroom 208	W2	Cracking, Chipping on wall and water fountain	N/A	N/A	This work was completed during Classroom Modernization Summer 2018	N/A	N/A
380	2690	1	1	208	Primary	Classroom 208	W3	Cracking, Chipping, Flaking behind radiators and covers	N/A	N/A	This work was completed during Classroom Modernization Summer 2018	N/A	N/A
381	2690	1	1	208	Primary	Classroom 208	W4	Cracking, Chipping	N/A	N/A	This work was completed during Classroom Modernization Summer 2018	N/A	N/A

Task ID	ULCS#	E l e m e n t	F l o o r	Space # (on Floor Plan)	Space Type	On Site Room Name	Component	Description of Paint and Plaster Damage (i.e. cracking, chipping, gouges, holes, flaking, spalling, efflorescence, significant moisture damage)	Certified renovator performed post-renovation cleaning verification	Describe the results of post-renovation cleaning verification, including the number of wet and dry cloths used	If dust clearance testing was performed instead, attach a copy of the report	I certify under penalty of law that the previous information is true and complete (name and title)	Date signed
382	2690	1	1	208B	Storage	Classroom 208 Coat Closet	W1	Cracking. Holes, paint has been stabilized	N/A	N/A	This work was completed during Classroom Modernization Summer 2018	N/A	N/A
383	2690	1	1	208B	Storage	Classroom 208 Coat Closet	W2	Cracking, Flaking on wall and behind radiator	N/A	N/A	This work was completed during Classroom Modernization Summer 2018	N/A	N/A
384	2690	1	1	208B	Storage	Classroom 208 Coat Closet	W3	Cracking, Flaking	N/A	N/A	This work was completed during Classroom Modernization Summer 2018	N/A	N/A
385	2690	1	1	208A	Storage	Classroom 208 Storage Closet	Ceiling	No Access	N/A	N/A	This work was completed during Classroom Modernization Summer 2018	N/A	N/A
386	2690	1	1	208A	Storage	Classroom 208 Storage Closet	Floor	No Access	N/A	N/A	This work was completed during Classroom Modernization Summer 2018	N/A	N/A
387	2690	1	1	208A	Storage	Classroom 208 Storage Closet	W1	No Access	N/A	N/A	This work was completed during Classroom Modernization Summer 2018	N/A	N/A
388	2690	1	1	208A	Storage	Classroom 208 Storage Closet	W2	No Access	N/A	N/A	This work was completed during Classroom Modernization Summer 2018	N/A	N/A
389	2690	1	1	208A	Storage	Classroom 208 Storage Closet	W3	No Access	N/A	N/A	This work was completed during Classroom Modernization Summer 2018	N/A	N/A
390	2690	1	1	208A	Storage	Classroom 208 Storage Closet	W4	No Access	N/A	N/A	This work was completed during Classroom Modernization Summer 2018	N/A	N/A
391	2690	1	1	209	Primary	Classroom 209	W1	Chipping, Flaking	N/A	N/A	This work was completed during Classroom Modernization Summer 2018	N/A	N/A
392	2690	1	1	209	Primary	Classroom 209	W2	Chipping, Spalling	N/A	N/A	This work was completed during Classroom Modernization Summer 2018	N/A	N/A
393	2690	1	1	209	Primary	Classroom 209	W3	Chipping, Holes, paint has been stabilized, Flaking	N/A	N/A	This work was completed during Classroom Modernization Summer 2018	N/A	N/A
394	2690	1	1	209	Primary	Classroom 209	W4	Chipping	N/A	N/A	This work was completed during Classroom Modernization Summer 2018	N/A	N/A
395	2690	1	1	209A	Storage	Classroom 209 Storage Area to right of Entrance	Ceiling	Flaking	N/A	N/A	This work was completed during Classroom Modernization Summer 2018	N/A	N/A
396	2690	1	1	209A	Storage	Classroom 209 Storage Area to right of Entrance	Floor		N/A	N/A	This work was completed during Classroom Modernization Summer 2018	N/A	N/A
397	2690	1	1	209A	Storage	Classroom 209 Storage Area to right of Entrance	W1	Cracking, Chipping, Flaking	N/A	N/A	This work was completed during Classroom Modernization Summer 2018	N/A	N/A
398	2690	1	1	209A	Storage	Classroom 209 Storage Area to right of Entrance	W2		N/A	N/A	This work was completed during Classroom Modernization Summer 2018	N/A	N/A
399	2690	1	1	209A	Storage	Classroom 209 Storage Area to right of Entrance	W3	Cracking	N/A	N/A	This work was completed during Classroom Modernization Summer 2018	N/A	N/A

Task ID	ULCS#	E l e m e n t	F l o o r	Space # (on Floor Plan)	Space Type	On Site Room Name	Component	Description of Paint and Plaster Damage (i.e. cracking, chipping, gouges, holes, flaking, spalling, efflorescence, significant moisture damage)	Certified renovator performed post-renovation cleaning verification	Describe the results of post-renovation cleaning verification, including the number of wet and dry cloths used	If dust clearance testing was performed instead, attach a copy of the report	I certify under penalty of law that the previous information is true and complete (name and title)	Date signed
400	2690	1	1	209A	Storage	Classroom 209 Storage Area to right of Entrance	W4	Cracking, Flaking	N/A	N/A	This work was completed during Classroom Modernization Summer 2018	N/A	N/A
401	2690	1	1	200B	Student Restrooms - Male/Female (Classroom)	Classrooms 200 and 201 Restroom	W1	Cracking, Efflorescence	N/A	N/A	This work was completed during Classroom Modernization Summer 2018	N/A	N/A
402	2690	1	1	200B	Student Restrooms - Male/Female (Classroom)	Classrooms 200 and 201 Restroom	W2	Cracking, Chipping on stalls, Flaking behind toilets	N/A	N/A	This work was completed during Classroom Modernization Summer 2018	N/A	N/A
403	2690	1	1	200B	Student Restrooms - Male/Female (Classroom)	Classrooms 200 and 201 Restroom	W3	Chipping, Flaking	N/A	N/A	This work was completed during Classroom Modernization Summer 2018	N/A	N/A
404	2690	1	1	200B	Student Restrooms - Male/Female (Classroom)	Classrooms 200 and 201 Restroom	W4	Chipping on radiator cover, Flaking on wall and radiator	N/A	N/A	This work was completed during Classroom Modernization Summer 2018	N/A	N/A
405	2690	1	1	208C	Student Restrooms - Male/Female (Classroom)	Classrooms 208 and 209 Restroom	Ceiling	Cracking	N/A	N/A	This work was completed during Classroom Modernization Summer 2018	N/A	N/A
406	2690	1	1	208C	Student Restrooms - Male/Female (Classroom)	Classrooms 208 and 209 Restroom	W1	Chipping on door, doorframe, and radiator, Flaking	N/A	N/A	This work was completed during Classroom Modernization Summer 2018	N/A	N/A
407	2690	1	1	208C	Student Restrooms - Male/Female (Classroom)	Classrooms 208 and 209 Restroom	W2	Cracking	N/A	N/A	This work was completed during Classroom Modernization Summer 2018	N/A	N/A
408	2690	1	1	208C	Student Restrooms - Male/Female (Classroom)	Classrooms 208 and 209 Restroom	W3	Cracking, Chipping, Flaking on door and doorframe	N/A	N/A	This work was completed during Classroom Modernization Summer 2018	N/A	N/A
409	2690	1	1	214	Administrative Office	Counselor's Office adjacent to Classroom 200	W1	Cracking, Holes, paint has been stabilized, Flaking on door and frame	Yes	1 RRP	N/A	Dean Lawthers Industrial Hygienist	1/18/19
410	2690	1	1	214	Administrative Office	Counselor's Office adjacent to Classroom 200	W2	Cracking, Chipping on wood cabinet and bulletin board frame, Holes, paint has been stabilized	Yes	N/A	N/A	Dean Lawthers Industrial Hygienist	1/18/19
411	2690	1	1	214	Administrative Office	Counselor's Office adjacent to Classroom 200	W3	Cracking, Holes, paint has been stabilized	Yes	N/A	N/A	Dean Lawthers Industrial Hygienist	1/18/19
412	2690	1	1	214	Administrative Office	Counselor's Office adjacent to Classroom 200	W4	Chipping on cove and radiator, Holes, paint has been stabilized, Flaking behind radiator	Yes	N/A	N/A	Dean Lawthers Industrial Hygienist	1/18/19
413	2690	1	1	214A	Restrooms, Staff - Male/Female	Counselor's Office Restroom	Ceiling	Cracking	Yes	1 RRP		Dean Lawthers Industrial Hygienist	1/18/19
414	2690	1	1	214A	Restrooms, Staff - Male/Female	Counselor's Office Restroom	Floor		Yes	N/A		Dean Lawthers Industrial Hygienist	1/18/19

Task ID	ULCS#	E l e m e n t	F l o o r	Space # (on Floor Plan)	Space Type	On Site Room Name	Component	Description of Paint and Plaster Damage (i.e. cracking, chipping, gouges, holes, flaking, spalling, efflorescence, significant moisture damage)	Certified renovator performed post-renovation cleaning verification	Describe the results of post-renovation cleaning verification, including the number of wet and dry cloths used	If dust clearance testing was performed instead, attach a copy of the report	I certify under penalty of law that the previous information is true and complete (name and title)	Date signed
415	2690	1	1	214A	Restrooms, Staff - Male/Female	Counselor's Office Restroom	W1	Chipping on door and doorframe, Holes, paint has been stabilized	Yes	N/A		Dean Lawthers Industrial Hygienist	1/18/19
416	2690	1	1	214A	Restrooms, Staff - Male/Female	Counselor's Office Restroom	W2	Cracking, Holes, paint has been stabilized	Yes	N/A		Dean Lawthers Industrial Hygienist	1/18/19
417	2690	1	1	214A	Restrooms, Staff - Male/Female	Counselor's Office Restroom	W3	Chipping on radiator, Holes, paint has been stabilized on 3	Yes	N/A		Dean Lawthers Industrial Hygienist	1/18/19
418	2690	1	1	214A	Restrooms, Staff - Male/Female	Counselor's Office Restroom	W4	Holes, paint has been stabilized	Yes	N/A		Dean Lawthers Industrial Hygienist	1/18/19
419	2690	1	1	S5-200	Stairs, Fire Tower	Fire Tower across from Classroom 200	W1	Cracking, Holes	Yes	1 RRP		Dean Lawthers Industrial Hygienist	3/8/19
420	2690	1	1	S5-200	Stairs, Fire Tower	Fire Tower across from Classroom 200	W2	Cracking	Yes	N/A		Dean Lawthers Industrial Hygienist	3/8/19
421	2690	1	1	S5-200	Stairs, Fire Tower	Fire Tower across from Classroom 200	W3	Chipping on doorframe	Yes	N/A		Dean Lawthers Industrial Hygienist	3/8/19
422	2690	1	1	S5-200	Stairs, Fire Tower	Fire Tower across from Classroom 200	W4	Cracking, Chipping on door and doorframe	Yes	N/A		Dean Lawthers Industrial Hygienist	3/8/19
423	2690	1	1	S3-200	Stairs, Fire Tower	Fire Tower across from Classroom 204	Floor	Chipping on left side, flaking on right side					
424	2690	1	1	S3-200	Stairs, Fire Tower	Fire Tower across from Classroom 204	W1	Chipping on door and doorframe on left and right sides					
425	2690	1	1	S3-200	Stairs, Fire Tower	Fire Tower across from Classroom 204	W3	Chipping on door and doorframe on left and right sides					
426	2690	1	1	H201	Circulation (Hallway)	Hallway outside Classroom 208	W1	Cracking, Holes	Yes	1 RRP	N/A	Dean Lawthers Industrial Hygienist	2/19/19
427	2690	1	1	H201	Circulation (Hallway)	Hallway outside Classroom 208	W2	Chipping on doors and frame, Holes, paint has been stabilized	Yes	1 RRP	N/A	Dean Lawthers Industrial Hygienist	2/19/19
428	2690	1	1	H201	Circulation (Hallway)	Hallway outside Classroom 208	W3	Cracking, Chipping	Yes	1 RRP	N/A	Dean Lawthers Industrial Hygienist	2/19/19
429	2690	1	1	H201	Circulation (Hallway)	Hallway outside Classroom 208	W4	Holes, paint has been stabilized	Yes	1 RRP	N/A	Dean Lawthers Industrial Hygienist	2/19/19
430	2690	1	1	H202	Circulation (Hallway)	Hallway outside Classrooms 200-201	W1	Cracking, Chipping on radiator covers and metal jackets, Holes, paint has been stabilized	Yes	1 RRP	N/A	Dean Lawthers Industrial Hygienist	2/19/19
431	2690	1	1	H202	Circulation (Hallway)	Hallway outside Classrooms 200-201	W2	Chipping, Flaking on doors and doorframe	Yes	1 RRP		Dean Lawthers Industrial Hygienist	2/19/19
432	2690	1	1	H202	Circulation (Hallway)	Hallway outside Classrooms 200-201	W3	Chipping	Yes	1 RRP		Dean Lawthers Industrial Hygienist	2/19/19
433	2690	1	1	H200	Circulation (Hallway)	Hallway outside Offices 203-206	W1	Chipping on wall, doors, and doorframe, Gouges, paint has been stabilized, Flaking on doors and doorframe	Yes	1 RRP	N/A	Dean Lawthers Industrial Hygienist	2/19/19

Task ID	ULCS#	E l e m e n t	F l o o r	Space # (on Floor Plan)	Space Type	On Site Room Name	Component	Description of Paint and Plaster Damage (i.e. cracking, chipping, gouges, holes, flaking, spalling, efflorescence, significant moisture damage)	Certified renovator performed post-renovation cleaning verification	Describe the results of post-renovation cleaning verification, including the number of wet and dry cloths used	If dust clearance testing was performed instead, attach a copy of the report	I certify under penalty of law that the previous information is true and complete (name and title)	Date signed
434	2690	1	1	H200	Circulation (Hallway)	Hallway outside Offices 203-206	W2	Cracking, Chipping, Holes	Yes	1 RRP	N/A	Dean Lawthers Industrial Hygienist	2/19/19
435	2690	1	1	H200	Circulation (Hallway)	Hallway outside Offices 203-206	W3	Hole, paint has been stabilized	Yes	1 RRP	N/A	Dean Lawthers Industrial Hygienist	2/19/19
436	2690	1	1	H200	Circulation (Hallway)	Hallway outside Offices 203-206	W4	Cracking, Chipping on metal jackets and radiator, Holes, paint has been stabilized on 1	Yes	1 RRP	N/A	Dean Lawthers Industrial Hygienist	2/19/19
437	2690	1	1	210	Administrative Office	Main Office	W1	Cracking, Chipping on doorframe, Flaking	Yes	1 RRP, 1 Colorimetric		Jessica Sewell Senior Industrial Hygienist	4/22/19
438	2690	1	1	210	Administrative Office	Main Office	W2	Chipping on radiator, Flaking behind radiator	Yes	1 RRP		Jessica Sewell Senior Industrial Hygienist	4/22/19
439	2690	1	1	210	Administrative Office	Main Office	W3	Cracking, Chipping on conduit box	Yes	1 RRP		Jessica Sewell Senior Industrial Hygienist	4/22/19
440	2690	1	1	210	Administrative Office	Main Office	W4	Cracking	Yes	1 RRP		Jessica Sewell Senior Industrial Hygienist	4/22/19
441	2690	1	1	210B	Administrative Office	Main Office Assistant Principal's Office	Floor		Yes	1 RRP		Jessica Sewell Senior Industrial Hygienist	4/22/19
442	2690	1	1	210B	Administrative Office	Main Office Assistant Principal's Office	W1	Chipping on doorframe	Yes	N/A		Jessica Sewell Senior Industrial Hygienist	4/22/19
443	2690	1	1	210B	Administrative Office	Main Office Assistant Principal's Office	W2	Cracking	Yes	N/A		Jessica Sewell Senior Industrial Hygienist	4/22/19
444	2690	1	1	210B	Administrative Office	Main Office Assistant Principal's Office	W3	Cracking, Chipping on radiator	Yes	N/A		Jessica Sewell Senior Industrial Hygienist	4/22/19
445	2690	1	1	210B	Administrative Office	Main Office Assistant Principal's Office	W4	Chipping	Yes	N/A		Jessica Sewell Senior Industrial Hygienist	4/22/19
446	2690	1	1	210A	Storage	Main Office Closet	W2	Chipping on metal pipe	Yes	1 RRP		Jessica Sewell Senior Industrial Hygienist	4/22/19
447	2690	1	1	210A	Storage	Main Office Closet	W3		Yes	1 RRP		Jessica Sewell Senior Industrial Hygienist	4/22/19
448	2690	1	1	210A	Storage	Main Office Closet	W4	Chipping	Yes	1 RRP		Jessica Sewell Senior Industrial Hygienist	4/22/19
449	2690	1	1	211	Restrooms, Staff - Male/Female	Main Office Restroom	W1	Chipping on doorframe, Hole	Yes	1 RRP		Jessica Sewell Senior Industrial Hygienist	4/22/19
450	2690	1	1	211	Restrooms, Staff - Male/Female	Main Office Restroom	W2	Hole, paint has been stabilized, Flaking	Yes	N/A		Jessica Sewell Senior Industrial Hygienist	4/22/19
451	2690	1	1	211	Restrooms, Staff - Male/Female	Main Office Restroom	W3	Chipping on radiator, Hole	Yes	N/A		Jessica Sewell Senior Industrial Hygienist	4/22/19
452	2690	1	1	211	Restrooms, Staff - Male/Female	Main Office Restroom	W4	Cracking, Hole, paint has been stabilized	Yes	N/A		Jessica Sewell Senior Industrial Hygienist	4/22/19
453	2690	1	1	203	Administrative Office	Office 203	W1	Chipping on doorframe	Yes	N/A		Dean Lawthers Industrial Hygienist	1/11/19
454	2690	1	1	203	Administrative Office	Office 203	W2	Chipping, Staple Holes	Yes	N/A		Dean Lawthers Industrial Hygienist	1/11/19
455	2690	1	1	203	Administrative Office	Office 203	W3	Chipping on radiator, Flaking behind radiator	Yes	N/A		Dean Lawthers Industrial Hygienist	1/11/19
456	2690	1	1	203	Administrative Office	Office 203	W4	Cracking, Chipping, Flaking	Yes	N/A		Dean Lawthers Industrial Hygienist	1/11/19

Task ID	ULCS#	E l e m e n t	F l o o r	Space # (on Floor Plan)	Space Type	On Site Room Name	Component	Description of Paint and Plaster Damage (i.e. cracking, chipping, gouges, holes, flaking, spalling, efflorescence, significant moisture damage)	Certified renovator performed post-renovation cleaning verification	Describe the results of post-renovation cleaning verification, including the number of wet and dry cloths used	If dust clearance testing was performed instead, attach a copy of the report	I certify under penalty of law that the previous information is true and complete (name and title)	Date signed
457	2690	1	1	205	Administrative Office	Office 205	W1	Cracking, Hole, paint has been stabilized, Flaking, Significant Moisture Damage	Yes	1 RRP		Dean Lawthers Industrial Hygienist	1/11/19
458	2690	1	1	205	Administrative Office	Office 205	W2	Chipping	Yes	1 RRP		Dean Lawthers Industrial Hygienist	1/11/19
459	2690	1	1	205	Administrative Office	Office 205	W3	Hole, paint has been stabilized, Flaking	Yes	1 RRP		Dean Lawthers Industrial Hygienist	1/11/19
460	2690	1	1	205	Administrative Office	Office 205	W4	Holes, paint has been stabilized	Yes	1 RRP		Dean Lawthers Industrial Hygienist	1/11/19
461	2690	1	1	205A	Storage	Office 205 Closet	W1	Cracking, Flaking	Yes	1 RRP		Dean Lawthers Industrial Hygienist	1/11/19
462	2690	1	1	205A	Storage	Office 205 Closet	W2	Cracking, Chipping	Yes	N/A		Dean Lawthers Industrial Hygienist	1/11/19
463	2690	1	1	205A	Storage	Office 205 Closet	W3	Cracking	Yes	N/A		Dean Lawthers Industrial Hygienist	1/11/19
464	2690	1	1	205A	Storage	Office 205 Closet	W4	Cracking, Chipping	Yes	N/A		Dean Lawthers Industrial Hygienist	1/11/19
465	2690	1	1	206	Administrative Office	Office 206	W1	Holes, paint has been stabilized on 1	Yes	1 RRP	N/A	Dean Lawthers Industrial Hygienist	1/3/19
466	2690	1	1	206	Administrative Office	Office 206	W2	Chipping, Hole, paint has been stabilized	Yes	1 RRP	N/A	Dean Lawthers Industrial Hygienist	1/3/19
467	2690	1	1	206	Administrative Office	Office 206	W3	Holes, paint has been stabilized, Flaking on wall and behind radiators and covers	Yes	1 RRP	N/A	Dean Lawthers Industrial Hygienist	1/3/19
468	2690	1	1	206	Administrative Office	Office 206	W4	Cracking, Chipping	Yes	1 RRP	N/A	Dean Lawthers Industrial Hygienist	1/3/19
469	2690	1	1	206A	Storage	Office 206 Closet	Ceiling		Yes	N/A	N/A	Dean Lawthers Industrial Hygienist	1/3/19
470	2690	1	1	206A	Storage	Office 206 Closet	Floor		Yes	N/A	N/A	Dean Lawthers Industrial Hygienist	1/3/19
471	2690	1	1	206A	Storage	Office 206 Closet	W1		Yes	N/A	N/A	Dean Lawthers Industrial Hygienist	1/3/19
472	2690	1	1	206A	Storage	Office 206 Closet	W2	Cracking, Flaking	Yes	N/A	N/A	Dean Lawthers Industrial Hygienist	1/3/19
473	2690	1	1	206A	Storage	Office 206 Closet	W3	Flaking	Yes	N/A	N/A	Dean Lawthers Industrial Hygienist	1/3/19
474	2690	1	1	206A	Storage	Office 206 Closet	W4	Cracking, Flaking, Coat hooks pulling off wall	Yes	1 RRP	N/A	Dean Lawthers Industrial Hygienist	1/3/19
475	2690	1	1	213	Administrative Office	Principal's Office	W1	Cracking, Hole	Yes	N/A		Jessica Sewell Senior Industrial Hygienist	4/22/19
476	2690	1	1	213	Administrative Office	Principal's Office	W2	Flaking on wall and behind radiator	Yes	N/A		Jessica Sewell Senior Industrial Hygienist	4/22/19
477	2690	1	1	213	Administrative Office	Principal's Office	W3	Cracking	Yes	N/A		Jessica Sewell Senior Industrial Hygienist	4/22/19
478	2690	1	1	213A	Storage	Principal's Office Storage Area	Floor		Yes	N/A		Jessica Sewell Senior Industrial Hygienist	4/22/19
479	2690	1	1	213A	Storage	Principal's Office Storage Area	W2	Spalling	Yes	N/A		Jessica Sewell Senior Industrial Hygienist	4/22/19
480	2690	1	1	S4-200	Stairs	Stairwell adjacent to Classroom 202	Ceiling	Flaking	Yes	1 RRP		Dean Lawthers Industrial Hygienist	2/22/19
481	2690	1	1	S4-200	Stairs	Stairwell adjacent to Classroom 202	Floor	Chipping on cove and railings	Yes	N/A		Dean Lawthers Industrial Hygienist	2/22/19

Task ID	ULCS#	E l e m e n t	F l o o r	Space # (on Floor Plan)	Space Type	On Site Room Name	Component	Description of Paint and Plaster Damage (i.e. cracking, chipping, gouges, holes, flaking, spalling, efflorescence, significant moisture damage)	Certified renovator performed post-renovation cleaning verification	Describe the results of post-renovation cleaning verification, including the number of wet and dry cloths used	If dust clearance testing was performed instead, attach a copy of the report	I certify under penalty of law that the previous information is true and complete (name and title)	Date signed
482	2690	1	1	S4-200	Stairs	Stairwell adjacent to Classroom 202	W1	Chipping on wall, doors and doorframe, Holes, paint has been stabilized, Flaking on doors and doorframe	Yes	N/A		Dean Lawthers Industrial Hygienist	2/22/19
483	2690	1	1	S4-200	Stairs	Stairwell adjacent to Classroom 202	W3	Chipping on doors and doorframe, Hole, paint has been stabilized	Yes	N/A		Dean Lawthers Industrial Hygienist	2/22/19
484	2690	1	1	S4-200	Stairs	Stairwell adjacent to Classroom 202	W4	Holes, paint has been stabilized	Yes	N/A		Dean Lawthers Industrial Hygienist	2/22/19
485	2690	1	1	S18	Circulation (Hallway)	Stairwell adjacent to Classroom 202 Vestibule	W2	Chipping on radiator, Holes, Flaking on wall and radiator heat shield	Yes	1 RRP		Dean Lawthers Industrial Hygienist	3/1/19
486	2690	1	1	S18	Circulation (Hallway)	Stairwell adjacent to Classroom 202 Vestibule	W3	Chipping on doors and doorframe, Flaking	Yes	N/A		Dean Lawthers Industrial Hygienist	3/1/19
487	2690	1	1	S18	Circulation (Hallway)	Stairwell adjacent to Classroom 202 Vestibule	W4	Holes, paint has been stabilized, Flaking on wall and radiator heat shield	Yes	N/A		Dean Lawthers Industrial Hygienist	3/1/19
488	2690	1	1	S2-200	Stairs	Stairwell adjacent to Classroom 207	Ceiling	Flaking	Yes	1 RRP		Dean Lawthers Industrial Hygienist	3/8/19
489	2690	1	1	S2-200	Stairs	Stairwell adjacent to Classroom 207	Floor	Chipping on stairs and railings	Yes	N/A		Dean Lawthers Industrial Hygienist	3/8/19
490	2690	1	1	S2-200	Stairs	Stairwell adjacent to Classroom 207	W1	Chipping on railings, Flaking above windows	Yes	N/A		Dean Lawthers Industrial Hygienist	3/8/19
491	2690	1	1	S2-200	Stairs	Stairwell adjacent to Classroom 207	W2	Cracking, Chipping on wall and radiator, Holes, paint has been stabilized	Yes	N/A		Dean Lawthers Industrial Hygienist	3/8/19
492	2690	1	1	S2-200	Stairs	Stairwell adjacent to Classroom 207	W3	Holes, some paint has been stabilized	Yes	N/A		Dean Lawthers Industrial Hygienist	3/8/19
493	2690	1	1	S2-200	Stairs	Stairwell adjacent to Classroom 207	W4	Cracking, Chipping, Holes, paint has been stabilized	Yes	N/A		Dean Lawthers Industrial Hygienist	3/8/19
494	2690	1	1	S1-200	Stairs	Stairwell adjacent to Classroom 209	Ceiling	Chipping	Yes	1 RRP		Dean Lawthers Industrial Hygienist	3/1/19
495	2690	1	1	S1-200	Stairs	Stairwell adjacent to Classroom 209	Floor	Chipping on stairs, cove, and railings	Yes	N/A		Dean Lawthers Industrial Hygienist	3/1/19
496	2690	1	1	S1-200	Stairs	Stairwell adjacent to Classroom 209	W1	Cracking	Yes	N/A		Dean Lawthers Industrial Hygienist	3/1/19
497	2690	1	1	S1-200	Stairs	Stairwell adjacent to Classroom 209	W2	Chipping on doors, Gouges	Yes	N/A		Dean Lawthers Industrial Hygienist	3/1/19
498	2690	1	1	S1-200	Stairs	Stairwell adjacent to Classroom 209	W3	Cracking, Chipping on metal jackets, Flaking on metal pipe, Spalling, Efflorescence	Yes	N/A		Dean Lawthers Industrial Hygienist	3/1/19
499	2690	1	1	S1-200	Stairs	Stairwell adjacent to Classroom 209	W4	Cracking, Spalling	Yes	N/A		Dean Lawthers Industrial Hygienist	3/1/19
500	2690	1	1	203B	Circulation (Hallway)	Vestibule 203	W1	Cracking	Yes	1 RRP		Dean Lawthers Industrial Hygienist	1/11/19
501	2690	1	1	203B	Circulation (Hallway)	Vestibule 203	W2	Cracking, Chipping	Yes	N/A		Dean Lawthers Industrial Hygienist	1/11/19
502	2690	1	1	203B	Circulation (Hallway)	Vestibule 203	W3	Chipping	Yes	N/A		Dean Lawthers Industrial Hygienist	1/11/19
503	2690	1	1	203B	Circulation (Hallway)	Vestibule 203	W4	Chipping	Yes	N/A		Dean Lawthers Industrial Hygienist	1/11/19
504	2690	1	1	203A	Storage	Vestibule 203 Closet	Ceiling		Yes	1 RRP		Dean Lawthers Industrial Hygienist	1/11/19

Task ID	ULCS#	E l e m e n t	F l o o r	Space # (on Floor Plan)	Space Type	On Site Room Name	Component	Description of Paint and Plaster Damage (i.e. cracking, chipping, gouges, holes, flaking, spalling, efflorescence, significant moisture damage)	Certified renovator performed post-renovation cleaning verification	Describe the results of post-renovation cleaning verification, including the number of wet and dry cloths used	If dust clearance testing was performed instead, attach a copy of the report	I certify under penalty of law that the previous information is true and complete (name and title)	Date signed
505	2690	1	1	203A	Storage	Vestibule 203 Closet	Floor		Yes	N/A		Dean Lawthers Industrial Hygienist	1/11/19
506	2690	1	1	203A	Storage	Vestibule 203 Closet	W1		Yes	N/A		Dean Lawthers Industrial Hygienist	1/11/19
507	2690	1	1	203A	Storage	Vestibule 203 Closet	W2		Yes	N/A		Dean Lawthers Industrial Hygienist	1/11/19
508	2690	1	1	203A	Storage	Vestibule 203 Closet	W3	Chipping	Yes	N/A		Dean Lawthers Industrial Hygienist	1/11/19
509	2690	1	1	203A	Storage	Vestibule 203 Closet	W4		Yes	N/A		Dean Lawthers Industrial Hygienist	1/11/19
510	2690	2	0	2-100A	Stage	Auditorium Stage	W3	Chipping	Yes	1 RRP		Dean Lawthers Industrial Hygienist	2/11/19
511	2690	2	0	2-100A	Stage	Auditorium Stage	W4	Chipping	Yes	1 RRP		Dean Lawthers Industrial Hygienist	2/11/19
512	2690	2	0	2-100	Gymnasium / Auditorium / Cafeteria	Auditorium/Gymnasium/Cafeteria	Ceiling	Flaking on beam	Yes	N/A		Dean Lawthers Industrial Hygienist	2/11/19
513	2690	2	0	2-100	Gymnasium / Auditorium / Cafeteria	Auditorium/Gymnasium/Cafeteria	W1	Cracking, Chipping on wall, doorframe, and office window, Efflorescence	Yes	1 RRP		Dean Lawthers Industrial Hygienist	2/11/19
514	2690	2	0	2-100	Gymnasium / Auditorium / Cafeteria	Auditorium/Gymnasium/Cafeteria	W2	Chipping on wall and metal duct	Yes	1 RRP		Dean Lawthers Industrial Hygienist	2/11/19
515	2690	2	0	2-100	Gymnasium / Auditorium / Cafeteria	Auditorium/Gymnasium/Cafeteria	W3	Chipping on wall, doors, and frames	Yes	1 RRP		Dean Lawthers Industrial Hygienist	2/11/19
516	2690	2	0	2-100	Gymnasium / Auditorium / Cafeteria	Auditorium/Gymnasium/Cafeteria	W4	Chipping	Yes	1 RRP		Dean Lawthers Industrial Hygienist	2/11/19
517	2690	1	0	107G	Student Restrooms - Male (4-12)	Basement Boy's Restroom Toilet Area	Ceiling	Flaking on ceiling and metal ducts	Yes	1 RRP		Jessica Sewell Senior Industrial Hygienist	4/17/19
518	2690	1	0	107G	Student Restrooms - Male (4-12)	Basement Boy's Restroom Toilet Area	Floor		Yes	N/A		Jessica Sewell Senior Industrial Hygienist	4/17/19
519	2690	1	0	107G	Student Restrooms - Male (4-12)	Basement Boy's Restroom Toilet Area	W1	Flaking	Yes	N/A		Jessica Sewell Senior Industrial Hygienist	4/17/19
520	2690	1	0	107G	Student Restrooms - Male (4-12)	Basement Boy's Restroom Toilet Area	W2	Flaking	Yes	N/A		Jessica Sewell Senior Industrial Hygienist	4/17/19
521	2690	1	0	107G	Student Restrooms - Male (4-12)	Basement Boy's Restroom Toilet Area	W3	Flaking	Yes	N/A		Jessica Sewell Senior Industrial Hygienist	4/17/19
522	2690	1	0	107G	Student Restrooms - Male (4-12)	Basement Boy's Restroom Toilet Area	W4	Flaking	Yes	N/A		Jessica Sewell Senior Industrial Hygienist	4/17/19
523	2690	1	0	107F	Student Restrooms - Male (4-12)	Basement Boy's Restroom Urinal Area	Ceiling	Flaking on ceiling, metal pipes, and metal ducts	Yes	1 RRP		Jessica Sewell Senior Industrial Hygienist	4/17/19
524	2690	1	0	107F	Student Restrooms - Male (4-12)	Basement Boy's Restroom Urinal Area	Floor		Yes	N/A		Jessica Sewell Senior Industrial Hygienist	4/17/19

Task ID	ULCS#	E l e m e n t	F l o o r	Space # (on Floor Plan)	Space Type	On Site Room Name	Component	Description of Paint and Plaster Damage (i.e. cracking, chipping, gouges, holes, flaking, spalling, efflorescence, significant moisture damage)	Certified renovator performed post-renovation cleaning verification	Describe the results of post-renovation cleaning verification, including the number of wet and dry cloths used	If dust clearance testing was performed instead, attach a copy of the report	I certify under penalty of law that the previous information is true and complete (name and title)	Date signed
525	2690	1	0	107F	Student Restrooms - Male (4-12)	Basement Boy's Restroom Urinal Area	W1	Flaking	Yes	N/A		Jessica Sewell Senior Industrial Hygienist	4/17/19
526	2690	1	0	107F	Student Restrooms - Male (4-12)	Basement Boy's Restroom Urinal Area	W2	Flaking	Yes	N/A		Jessica Sewell Senior Industrial Hygienist	4/17/19
527	2690	1	0	107F	Student Restrooms - Male (4-12)	Basement Boy's Restroom Urinal Area	W3	Flaking	Yes	N/A		Jessica Sewell Senior Industrial Hygienist	4/17/19
528	2690	1	0	107F	Student Restrooms - Male (4-12)	Basement Boy's Restroom Urinal Area	W4	Flaking	Yes	N/A		Jessica Sewell Senior Industrial Hygienist	4/17/19
529	2690	1	0	100	Student Restrooms - Female (4-12)	Basement Girl's Restroom	Ceiling	Cracking on ACM pipe insulation, Flaking on ceiling, metal pipes, and metal ducts	Yes	1 RRP		Jessica Sewell Senior Industrial Hygienist	4/17/19
530	2690	1	0	100	Student Restrooms - Female (4-12)	Basement Girl's Restroom	Floor		Yes	N/A		Jessica Sewell Senior Industrial Hygienist	4/17/19
531	2690	1	0	100	Student Restrooms - Female (4-12)	Basement Girl's Restroom	W1	Flaking	Yes	N/A		Jessica Sewell Senior Industrial Hygienist	4/17/19
532	2690	1	0	100	Student Restrooms - Female (4-12)	Basement Girl's Restroom	W2		Yes	N/A		Jessica Sewell Senior Industrial Hygienist	4/17/19
533	2690	1	0	100	Student Restrooms - Female (4-12)	Basement Girl's Restroom	W3	Flaking	Yes	N/A		Jessica Sewell Senior Industrial Hygienist	4/17/19
534	2690	1	0	100	Student Restrooms - Female (4-12)	Basement Girl's Restroom	W4	Flaking	Yes	N/A		Jessica Sewell Senior Industrial Hygienist	4/17/19
535	2690	1	0	101	Primary	Classroom 101	Ceiling	Cracking on ACM pipe insulation, Chipping on metal duct, metal pipe, and metal steam pipes, Flaking on metal duct and metal steam pipes, Significant Moisture Damage	Yes	1 RRP		Dean Lawthers Industrial Hygienist	2/1/19
536	2690	1	0	101	Primary	Classroom 101	Floor		Yes	N/A		Dean Lawthers Industrial Hygienist	2/1/19
537	2690	1	0	101	Primary	Classroom 101	W1	Cracking, Chipping, Holes, paint has been stabilized	Yes	N/A		Dean Lawthers Industrial Hygienist	2/1/19
538	2690	1	0	101	Primary	Classroom 101	W2	Chipping, Flaking	Yes	N/A		Dean Lawthers Industrial Hygienist	2/1/19
539	2690	1	0	101	Primary	Classroom 101	W3	Cracking, Holes, paint has been stabilized, Flaking on wall and metal jacket	Yes	N/A		Dean Lawthers Industrial Hygienist	2/1/19
540	2690	1	0	101	Primary	Classroom 101	W4	Cracking	Yes	N/A		Dean Lawthers Industrial Hygienist	2/1/19
541	2690	1	0	101A	Student Restrooms - Male/Female (Classroom)	Classroom 101 Restroom	Ceiling	Significant Moisture Damage	Yes	1 RRP		Dean Lawthers Industrial Hygienist	2/1/19

Task ID	ULCS#	E l e m e n t	F l o o r	Space # (on Floor Plan)	Space Type	On Site Room Name	Component	Description of Paint and Plaster Damage (i.e. cracking, chipping, gouges, holes, flaking, spalling, efflorescence, significant moisture damage)	Certified renovator performed post-renovation cleaning verification	Describe the results of post-renovation cleaning verification, including the number of wet and dry cloths used	If dust clearance testing was performed instead, attach a copy of the report	I certify under penalty of law that the previous information is true and complete (name and title)	Date signed
542	2690	1	0	101A	Student Restrooms - Male/Female (Classroom)	Classroom 101 Restroom	Floor		Yes	N/A		Dean Lawthers Industrial Hygienist	2/1/19
543	2690	1	0	101A	Student Restrooms - Male/Female (Classroom)	Classroom 101 Restroom	W3	Holes, paint has been stabilized	Yes	N/A		Dean Lawthers Industrial Hygienist	2/1/19
544	2690	1	0	102C	Circulation (Hallway)	Classroom 102 Vestibule	Ceiling	Flaking on and above metal duct	Yes	1 RRP	N/A	Dean Lawthers Industrial Hygienist	1/3/19
545	2690	1	0	102C	Circulation (Hallway)	Classroom 102 Vestibule	W2	Cracking, Chipping	Yes	1 RRP	N/A	Dean Lawthers Industrial Hygienist	1/3/19
546	2690	1	0	102C	Circulation (Hallway)	Classroom 102 Vestibule	W3	Chipping	Yes	1 RRP	N/A	Dean Lawthers Industrial Hygienist	1/3/19
547	2690	1	0	102C	Circulation (Hallway)	Classroom 102 Vestibule	W4	Cracking, Chipping	Yes	1 RRP	N/A	Dean Lawthers Industrial Hygienist	1/3/19
548	2690	1	0	102	Primary	Classroom 102A	Ceiling	Chipping on metal steam pipes, Flaking on ceiling, metal duct, and metal steam pipes	Yes	1 RRP	N/A	Dean Lawthers Industrial Hygienist	1/3/19
549	2690	1	0	102	Primary	Classroom 102A	W1	Chipping	Yes	N/A	N/A	Dean Lawthers Industrial Hygienist	1/3/19
550	2690	1	0	102	Primary	Classroom 102A	W2	Holes in sheetrock	Yes	N/A	N/A	Dean Lawthers Industrial Hygienist	1/3/19
551	2690	1	0	102	Primary	Classroom 102A	W3	Flaking	Yes	N/A	N/A	Dean Lawthers Industrial Hygienist	1/3/19
552	2690	1	0	102	Primary	Classroom 102A	W4	Flaking	Yes	N/A	N/A	Dean Lawthers Industrial Hygienist	1/3/19
553	2690	1	0	102B	Primary	Classroom 102B (to Right of Vestibule)	Ceiling	Cracking on ACM pipe insulation, chipping on metal steam pipes	Yes	N/A	N/A	Dean Lawthers Industrial Hygienist	1/3/19
554	2690	1	0	102B	Primary	Classroom 102B (to Right of Vestibule)	W1	Chipping	Yes	1 RRP	N/A	Dean Lawthers Industrial Hygienist	1/3/19
555	2690	1	0	102B	Primary	Classroom 102B (to Right of Vestibule)	W2	Chipping	Yes	1 RRP	N/A	Dean Lawthers Industrial Hygienist	1/3/19
556	2690	1	0	102B	Primary	Classroom 102B (to Right of Vestibule)	W3	Chipping on metal jacket, Flaking	Yes	1 RRP	N/A	Dean Lawthers Industrial Hygienist	1/3/19
557	2690	1	0	102B	Primary	Classroom 102B (to Right of Vestibule)	W4	Chipping	Yes	1 RRP	N/A	Dean Lawthers Industrial Hygienist	1/3/19
558	2690	1	0	104	Primary	Classroom 104	Ceiling	Cracking on ACM pipe insulation, Flaking on ceiling and ACM pipe insulation	Yes	1 RRP	N/A	Dean Lawthers Industrial Hygienist	1/3/19
559	2690	1	0	104	Primary	Classroom 104	Floor		Yes	N/A	N/A	Dean Lawthers Industrial Hygienist	1/3/19
560	2690	1	0	104	Primary	Classroom 104	W1	Chipping on wall and doorframe, Flaking	Yes	N/A	N/A	Dean Lawthers Industrial Hygienist	1/3/19
561	2690	1	0	104	Primary	Classroom 104	W2	Chipping	Yes	N/A	N/A	Dean Lawthers Industrial Hygienist	1/3/19
562	2690	1	0	104	Primary	Classroom 104	W3	Chipping on metal jackets, Flaking on wall and metal jackets	Yes	N/A	N/A	Dean Lawthers Industrial Hygienist	1/3/19

Task ID	ULCS#	E l e m e n t	F l o o r	Space # (on Floor Plan)	Space Type	On Site Room Name	Component	Description of Paint and Plaster Damage (i.e. cracking, chipping, gouges, holes, flaking, spalling, efflorescence, significant moisture damage)	Certified renovator performed post-renovation cleaning verification	Describe the results of post-renovation cleaning verification, including the number of wet and dry cloths used	If dust clearance testing was performed instead, attach a copy of the report	I certify under penalty of law that the previous information is true and complete (name and title)	Date signed
563	2690	1	0	104	Primary	Classroom 104	W4	Chipping, Holes in sheetrock	Yes	N/A	N/A	Dean Lawthers Industrial Hygienist	1/3/19
564	2690	1	0	107	Primary	Classroom 107	Ceiling	Cracking on ACM pipe insulation and ceiling, Chipping on metal steam pipes, Flaking	N/A	N/A	This work was completed during Classroom Modernization Summer 2018	N/A	N/A
565	2690	1	0	107	Primary	Classroom 107	W1	Cracking, Chipping on wall and cove, Flaking	N/A	N/A	This work was completed during Classroom Modernization Summer 2018	N/A	N/A
566	2690	1	0	107	Primary	Classroom 107	W2	Cracking, Chipping on cove, Flaking on wall and metal jackets	N/A	N/A	This work was completed during Classroom Modernization Summer 2018	N/A	N/A
567	2690	1	0	107	Primary	Classroom 107	W3	Cracking, Chipping on cove, Flaking, Spalling	N/A	N/A	This work was completed during Classroom Modernization Summer 2018	N/A	N/A
568	2690	1	0	107	Primary	Classroom 107	W4	Cracking, some in air shaft, Chipping, Holes, Flaking, Significant Moisture Damage	N/A	N/A	This work was completed during Classroom Modernization Summer 2018	N/A	N/A
569	2690	1	0	107A	Student Restrooms - Male/Female (Classroom)	Classroom 107 Restroom	Ceiling	Flaking	N/A	N/A	This work was completed during Classroom Modernization Summer 2018	N/A	N/A
570	2690	1	0	107A	Student Restrooms - Male/Female (Classroom)	Classroom 107 Restroom	W1	Chipping on metal pipes	N/A	N/A	This work was completed during Classroom Modernization Summer 2018	N/A	N/A
571	2690	1	0	107A	Student Restrooms - Male/Female (Classroom)	Classroom 107 Restroom	W3	Flaking	N/A	N/A	This work was completed during Classroom Modernization Summer 2018	N/A	N/A
572	2690	1	0	102A	Storage	Closet adjacent to Classroom 102 Vestibule	Ceiling	No Access	Yes	2 RRP	Still No Access	Jessica Sewell Senior Industrial Hygienist	5/9/19
573	2690	1	0	102A	Storage	Closet adjacent to Classroom 102 Vestibule	Floor	No Access	Yes	2 RRP	Still No Access	Jessica Sewell Senior Industrial Hygienist	5/9/19
574	2690	1	0	102A	Storage	Closet adjacent to Classroom 102 Vestibule	W1	No Access	Yes	2 RRP	Still No Access	Jessica Sewell Senior Industrial Hygienist	5/9/19
575	2690	1	0	102A	Storage	Closet adjacent to Classroom 102 Vestibule	W2	No Access	Yes	2 RRP	Still No Access	Jessica Sewell Senior Industrial Hygienist	5/9/19
576	2690	1	0	102A	Storage	Closet adjacent to Classroom 102 Vestibule	W3	No Access	Yes	2 RRP	Still No Access	Jessica Sewell Senior Industrial Hygienist	5/9/19
577	2690	1	0	102A	Storage	Closet adjacent to Classroom 102 Vestibule	W4	No Access	Yes	2 RRP	Still No Access	Jessica Sewell Senior Industrial Hygienist	5/9/19
578	2690	1	0	101B	Storage	Closet between Classroom 101 and Stairwell	Ceiling	Flaking	Yes	2 RRP	Still No Access	Jessica Sewell Senior Industrial Hygienist	5/9/19
579	2690	1	0	101B	Storage	Closet between Classroom 101 and Stairwell	Floor		Yes	2 RRP	Still No Access	Jessica Sewell Senior Industrial Hygienist	5/9/19

Task ID	ULCS#	E l e m e n t	F l o o r	Space # (on Floor Plan)	Space Type	On Site Room Name	Component	Description of Paint and Plaster Damage (i.e. cracking, chipping, gouges, holes, flaking, spalling, efflorescence, significant moisture damage)	Certified renovator performed post-renovation cleaning verification	Describe the results of post-renovation cleaning verification, including the number of wet and dry cloths used	If dust clearance testing was performed instead, attach a copy of the report	I certify under penalty of law that the previous information is true and complete (name and title)	Date signed
580	2690	1	0	101B	Storage	Closet between Classroom 101 and Stairwell	W1		Yes	2 RRP	Still No Access	Jessica Sewell Senior Industrial Hygienist	5/9/19
581	2690	1	0	101B	Storage	Closet between Classroom 101 and Stairwell	W2		Yes	2 RRP	Still No Access	Jessica Sewell Senior Industrial Hygienist	5/9/19
582	2690	1	0	101B	Storage	Closet between Classroom 101 and Stairwell	W3		Yes	2 RRP	Still No Access	Jessica Sewell Senior Industrial Hygienist	5/9/19
583	2690	1	0	101B	Storage	Closet between Classroom 101 and Stairwell	W4	Efflorescence	Yes	2 RRP	Still No Access	Jessica Sewell Senior Industrial Hygienist	5/9/19
584	2690	1	0	H103D	Administrative Office	Education Works Office	Ceiling	Cracking on ACM pipe insulation	Yes	1 RRP	N/A	Dean Lawthers Industrial Hygienist	1/25/19
585	2690	1	0	H103D	Administrative Office	Education Works Office	Floor		Yes	N/A	N/A	Dean Lawthers Industrial Hygienist	1/25/19
586	2690	1	0	H103D	Administrative Office	Education Works Office	W2	Chipping	Yes	N/A	N/A	Dean Lawthers Industrial Hygienist	1/25/19
587	2690	2	0	2-104	Lockers - Male	Former Boy's Locker Room	W1	Chipping on doorframe	Yes	1 RRP	N/A	Dean Lawthers Industrial Hygienist	2/1/19
588	2690	2	0	2-104	Lockers - Male	Former Boy's Locker Room	W2	Chipping	Yes	N/A	N/A	Dean Lawthers Industrial Hygienist	2/1/19
589	2690	2	0	2-104	Lockers - Male	Former Boy's Locker Room	W3	Chipping	Yes	N/A	N/A	Dean Lawthers Industrial Hygienist	2/1/19
590	2690	2	0	2-104	Lockers - Male	Former Boy's Locker Room	W4	Chipping on lockers	Yes	N/A	N/A	Dean Lawthers Industrial Hygienist	2/1/19
591	2690	2	0	2-104A	Student Restrooms - Male (4-12)	Former Boy's Locker Room Restroom	W1	Chipping on wall and doorframe	Yes	1 RRP	N/A	Dean Lawthers Industrial Hygienist	2/1/19
592	2690	2	0	2-104A	Student Restrooms - Male (4-12)	Former Boy's Locker Room Restroom	W2	Chipping	Yes	N/A	N/A	Dean Lawthers Industrial Hygienist	2/1/19
593	2690	2	0	2-104A	Student Restrooms - Male (4-12)	Former Boy's Locker Room Restroom	W3	Chipping, Flaking on metal jacket	Yes	N/A	N/A	Dean Lawthers Industrial Hygienist	2/1/19
594	2690	2	0	2-104A	Student Restrooms - Male (4-12)	Former Boy's Locker Room Restroom	W4	Chipping	Yes	N/A	N/A	Dean Lawthers Industrial Hygienist	2/1/19
595	2690	2	0	2-104B	Showers - Male	Former Boy's Locker Room Shower Area	Ceiling	Chipping on partition at entrance	Yes	1 RRP		Dean Lawthers Industrial Hygienist	2/1/19
596	2690	2	0	2-104B	Showers - Male	Former Boy's Locker Room Shower Area	Floor	Chipping on center walls for old showers	Yes	N/A		Dean Lawthers Industrial Hygienist	2/1/19
597	2690	2	0	2-104B	Showers - Male	Former Boy's Locker Room Shower Area	W1	Chipping	Yes	N/A		Dean Lawthers Industrial Hygienist	2/1/19
598	2690	2	0	2-104B	Showers - Male	Former Boy's Locker Room Shower Area	W2	Chipping	Yes	N/A		Dean Lawthers Industrial Hygienist	2/1/19
599	2690	2	0	2-104B	Showers - Male	Former Boy's Locker Room Shower Area	W3	Chipping	Yes	N/A		Dean Lawthers Industrial Hygienist	2/1/19

Task ID	ULCS#	E l e m e n t	F l o o r	Space # (on Floor Plan)	Space Type	On Site Room Name	Component	Description of Paint and Plaster Damage (i.e. cracking, chipping, gouges, holes, flaking, spalling, efflorescence, significant moisture damage)	Certified renovator performed post-renovation cleaning verification	Describe the results of post-renovation cleaning verification, including the number of wet and dry cloths used	If dust clearance testing was performed instead, attach a copy of the report	I certify under penalty of law that the previous information is true and complete (name and title)	Date signed
600	2690	2	0	2-104B	Showers - Male	Former Boy's Locker Room Shower Area	W4	Chipping	Yes	N/A		Dean Lawthers Industrial Hygienist	2/1/19
601	2690	2	0	2-105	Lockers - Female	Former Girl's Locker Room	Ceiling		Yes	1 RRP	N/A	Dean Lawthers Industrial Hygienist	2/1/19
602	2690	2	0	2-105	Lockers - Female	Former Girl's Locker Room	Floor		Yes	N/A	N/A	Dean Lawthers Industrial Hygienist	2/1/19
603	2690	2	0	2-105	Lockers - Female	Former Girl's Locker Room	W1	Chipping on wall and doorframe	Yes	N/A	N/A	Dean Lawthers Industrial Hygienist	2/1/19
604	2690	2	0	2-105	Lockers - Female	Former Girl's Locker Room	W2		Yes	N/A	N/A	Dean Lawthers Industrial Hygienist	2/1/19
605	2690	2	0	2-105	Lockers - Female	Former Girl's Locker Room	W3	Chipping	Yes	N/A	N/A	Dean Lawthers Industrial Hygienist	2/1/19
606	2690	2	0	2-105	Lockers - Female	Former Girl's Locker Room	W4	Cracking, Chipping	Yes	N/A	N/A	Dean Lawthers Industrial Hygienist	2/1/19
607	2690	2	0	2-105A	Showers - Female	Former Girl's Locker Room Large Shower Area	Ceiling		Yes	1 RRP	N/A	Dean Lawthers Industrial Hygienist	2/1/19
608	2690	2	0	2-105A	Showers - Female	Former Girl's Locker Room Large Shower Area	Floor	Chipping on center walls for old showers	Yes	N/A	N/A	Dean Lawthers Industrial Hygienist	2/1/19
609	2690	2	0	2-105A	Showers - Female	Former Girl's Locker Room Large Shower Area	W1	Chipping	Yes	N/A	N/A	Dean Lawthers Industrial Hygienist	2/1/19
610	2690	2	0	2-105A	Showers - Female	Former Girl's Locker Room Large Shower Area	W2	Chipping	Yes	N/A	N/A	Dean Lawthers Industrial Hygienist	2/1/19
611	2690	2	0	2-105A	Showers - Female	Former Girl's Locker Room Large Shower Area	W3	Chipping	Yes	N/A	N/A	Dean Lawthers Industrial Hygienist	2/1/19
612	2690	2	0	2-105A	Showers - Female	Former Girl's Locker Room Large Shower Area	W4	Chipping	Yes	N/A	N/A	Dean Lawthers Industrial Hygienist	2/1/19
613	2690	2	0	2-105B	Student Restrooms - Female (4-12)	Former Girl's Locker Room Restroom	W1	Chipping	Yes	1 RRP	N/A	Dean Lawthers Industrial Hygienist	2/1/19
614	2690	2	0	2-105B	Student Restrooms - Female (4-12)	Former Girl's Locker Room Restroom	W2	Chipping	Yes	N/A	N/A	Dean Lawthers Industrial Hygienist	2/1/19
615	2690	2	0	2-105B	Student Restrooms - Female (4-12)	Former Girl's Locker Room Restroom	W3	Cracking in corner of walls 2&3, Chipping	Yes	N/A	N/A	Dean Lawthers Industrial Hygienist	2/1/19
616	2690	2	0	2-105B	Student Restrooms - Female (4-12)	Former Girl's Locker Room Restroom	W4	Chipping	Yes	N/A	N/A	Dean Lawthers Industrial Hygienist	2/1/19

Task ID	ULCS#	Element	Floor	Space # (on Floor Plan)	Space Type	On Site Room Name	Component	Description of Paint and Plaster Damage (i.e. cracking, chipping, gouges, holes, flaking, spalling, efflorescence, significant moisture damage)	Certified renovator performed post-renovation cleaning verification	Describe the results of post-renovation cleaning verification, including the number of wet and dry cloths used	If dust clearance testing was performed instead, attach a copy of the report	I certify under penalty of law that the previous information is true and complete (name and title)	Date signed
617	2690	2	0	2-105C	Showers - Male	Former Girl's Locker Room Small Shower Area	W1	Flaking	Yes	1 RRP	N/A	Dean Lawthers Industrial Hygienist	2/1/19
618	2690	2	0	2-105C	Showers - Male	Former Girl's Locker Room Small Shower Area	W2	Flaking	Yes	N/A	N/A	Dean Lawthers Industrial Hygienist	2/1/19
619	2690	2	0	2-105C	Showers - Male	Former Girl's Locker Room Small Shower Area	W3	Cracking in corner of walls 3&4, Flaking	Yes	N/A	N/A	Dean Lawthers Industrial Hygienist	2/1/19
620	2690	2	0	2-105C	Showers - Male	Former Girl's Locker Room Small Shower Area	W4	Flaking	Yes	N/A	N/A	Dean Lawthers Industrial Hygienist	2/1/19
621	2690	2	0	2-106	Administrative Office	Gym Office	W1	Chipping on doorframe	Yes	1 RRP	N/A	Dean Lawthers Industrial Hygienist	2/11/19
622	2690	2	0	2-106	Administrative Office	Gym Office	W2	Chipping	Yes	1 RRP	N/A	Dean Lawthers Industrial Hygienist	2/11/19
623	2690	2	0	2-106A	Restrooms, Staff - Male/Female	Gym Office Restroom	W1	Chipping on doorframe	Yes	1 RRP	N/A	Dean Lawthers Industrial Hygienist	2/11/19
624	2690	2	0	2-106A	Restrooms, Staff - Male/Female	Gym Office Restroom	W3	Chipping	Yes	N/A	N/A	Dean Lawthers Industrial Hygienist	2/11/19
625	2690	2	0	2-106A	Restrooms, Staff - Male/Female	Gym Office Restroom	W4	Chipping	Yes	N/A	N/A	Dean Lawthers Industrial Hygienist	2/11/19
626	2690	2	0	103A	Storage	Gym Storage Room	W1	Chipping on wall and frame, Efflorescence	Yes	1 RRP		Dean Lawthers Industrial Hygienist	2/1/19
627	2690	2	0	103A	Storage	Gym Storage Room	W2	Chipping	Yes	1 RRP		Dean Lawthers Industrial Hygienist	2/1/19
628	2690	2	0	103A	Storage	Gym Storage Room	W3	Chipping, Hole	Yes	1 RRP		Dean Lawthers Industrial Hygienist	2/1/19
629	2690	2	0	103A	Storage	Gym Storage Room	W4	Chipping, Holes, Efflorescence	Yes	1 RRP		Dean Lawthers Industrial Hygienist	2/1/19
630	2690	2	0	2-111	Circulation (Hallway)	Hallway between Elements 1 and 2	W1	Cracking, Chipping on doors and frame, Holes	Yes	1 RRP	N/A	Dean Lawthers Industrial Hygienist	2/22/19
631	2690	2	0	2-111	Circulation (Hallway)	Hallway between Elements 1 and 2	W2	Chipping on doors and frame center	Yes	N/A	N/A	Dean Lawthers Industrial Hygienist	2/22/19
632	2690	2	0	2-111	Circulation (Hallway)	Hallway between Elements 1 and 2	W3	Chipping on doors and frame	Yes	N/A	N/A	Dean Lawthers Industrial Hygienist	2/22/19
633	2690	2	0	2-111	Circulation (Hallway)	Hallway between Elements 1 and 2	W4	Chipping on doors and frame	Yes	N/A	N/A	Dean Lawthers Industrial Hygienist	2/22/19
634	2690	1	0	H100	Circulation (Hallway)	Hallway outside Boiler Room	Ceiling	Cracking on ACM pipe insulation, Chipping above pipes and on metal duct, Flaking on ACM pipe insulation, metal duct, metal pipe, and ceiling, some above duct	Yes	1 RRP		Dean Lawthers Industrial Hygienist	2/22/19
635	2690	1	0	H100	Circulation (Hallway)	Hallway outside Boiler Room	Floor	Chipping along walls	Yes	N/A		Dean Lawthers Industrial Hygienist	2/22/19
636	2690	1	0	H100	Circulation (Hallway)	Hallway outside Boiler Room	W2	Chipping on wall and metal pipe, Flaking on wall and metal pipe	Yes	N/A		Dean Lawthers Industrial Hygienist	2/22/19

Task ID	ULCS#	Element	Floor	Space # (on Floor Plan)	Space Type	On Site Room Name	Component	Description of Paint and Plaster Damage (i.e. cracking, chipping, gouges, holes, flaking, spalling, efflorescence, significant moisture damage)	Certified renovator performed post-renovation cleaning verification	Describe the results of post-renovation cleaning verification, including the number of wet and dry cloths used	If dust clearance testing was performed instead, attach a copy of the report	I certify under penalty of law that the previous information is true and complete (name and title)	Date signed
637	2690	1	0	H100	Circulation (Hallway)	Hallway outside Boiler Room	W4	Flaking on wall and metal jackets	Yes	N/A		Dean Lawthers Industrial Hygienist	2/22/19
638	2690	1	0	013A	Storage	Hallway outside Boiler Room Closet	Ceiling	No Access			Still No Access		
639	2690	1	0	013A	Storage	Hallway outside Boiler Room Closet	Floor	No Access			Still No Access		
640	2690	1	0	013A	Storage	Hallway outside Boiler Room Closet	W1	No Access			Still No Access		
641	2690	1	0	013A	Storage	Hallway outside Boiler Room Closet	W2	No Access			Still No Access		
642	2690	1	0	013A	Storage	Hallway outside Boiler Room Closet	W3	No Access			Still No Access		
643	2690	1	0	013A	Storage	Hallway outside Boiler Room Closet	W4	No Access			Still No Access		
644	2690	1	0	H102	Circulation (Hallway)	Hallway outside Classroom 101	Ceiling	Cracking on ACM pipe insulation, Chipping on metal duct, Flaking on ceiling and metal duct around attached lights	Yes	1 RRP	N/A	Dean Lawthers Industrial Hygienist	2/22/19
645	2690	1	0	H102	Circulation (Hallway)	Hallway outside Classroom 101	Floor	Chipping along walls and railings	Yes	N/A	N/A	Dean Lawthers Industrial Hygienist	2/22/19
646	2690	1	0	H102	Circulation (Hallway)	Hallway outside Classroom 101	W1	Chipping on metal jackets, Flaking on wall and ACM pipe insulation	Yes	N/A	N/A	Dean Lawthers Industrial Hygienist	2/22/19
647	2690	1	0	H102	Circulation (Hallway)	Hallway outside Classroom 101	W2	Chipping on metal pipe	Yes	N/A	N/A	Dean Lawthers Industrial Hygienist	2/22/19
648	2690	1	0	H102	Circulation (Hallway)	Hallway outside Classroom 101	W3	Chipping on metal pipe, Flaking	Yes	N/A	N/A	Dean Lawthers Industrial Hygienist	2/22/19
649	2690	1	0	H102	Circulation (Hallway)	Hallway outside Classroom 101	W4	Chipping on doors and frame exterior entrance, Chipping on 3rd set of doors in, Flaking on ACM pipe insulation and wood frame of 2nd set of doors in	Yes	N/A	N/A	Dean Lawthers Industrial Hygienist	2/22/19
650	2690	2	0	2-107	Circulation (Hallway)	Hallway outside Gym	W1	Chipping	Yes	1 RRP	N/A	Dean Lawthers Industrial Hygienist	2/15/19
651	2690	2	0	2-107	Circulation (Hallway)	Hallway outside Gym	W2	Cracking in corner of walls 1&2	Yes	1 RRP	N/A	Dean Lawthers Industrial Hygienist	2/15/19
652	2690	2	0	2-107	Circulation (Hallway)	Hallway outside Gym	W3	Chipping	Yes	1 RRP	N/A	Dean Lawthers Industrial Hygienist	2/15/19
653	2690	2	0	2-107	Circulation (Hallway)	Hallway outside Gym	W4	Cracking, Chipping	Yes	1 RRP	N/A	Dean Lawthers Industrial Hygienist	2/15/19
654	2690	1	0	H101	Circulation (Hallway)	Hallway outside Nurse's Office	Ceiling	Chipping on ceiling and metal duct, Flaking on ceiling, ACM pipe insulation, metal pipe, and metal duct	Yes	1 RRP		Dean Lawthers Industrial Hygienist	2/22/19
655	2690	1	0	H101	Circulation (Hallway)	Hallway outside Nurse's Office	Floor	Chipping along walls	Yes	N/A		Dean Lawthers Industrial Hygienist	2/22/19

Task ID	ULCS#	E l e m e n t	F l o o r	Space # (on Floor Plan)	Space Type	On Site Room Name	Component	Description of Paint and Plaster Damage (i.e. cracking, chipping, gouges, holes, flaking, spalling, efflorescence, significant moisture damage)	Certified renovator performed post-renovation cleaning verification	Describe the results of post-renovation cleaning verification, including the number of wet and dry cloths used	If dust clearance testing was performed instead, attach a copy of the report	I certify under penalty of law that the previous information is true and complete (name and title)	Date signed
656	2690	1	0	H101	Circulation (Hallway)	Hallway outside Nurse's Office	W1	Flaking on wall, metal duct, and bell	Yes	N/A		Dean Lawthers Industrial Hygienist	2/22/19
657	2690	1	0	H101	Circulation (Hallway)	Hallway outside Nurse's Office	W3	Flaking	Yes	N/A		Dean Lawthers Industrial Hygienist	2/22/19
658	2690	1	0	H103	Circulation (Hallway)	Hallway outside Storage Room 103-Classroom 104	Ceiling	Cracking on ACM pipe insulation, Flaking on and above metal duct	Yes	1 RRP	N/A	Dean Lawthers Industrial Hygienist	2/15/19
659	2690	1	0	H103	Circulation (Hallway)	Hallway outside Storage Room 103-Classroom 104	Floor	Chipping along walls	Yes	N/A	N/A	Dean Lawthers Industrial Hygienist	2/15/19
660	2690	1	0	H103	Circulation (Hallway)	Hallway outside Storage Room 103-Classroom 104	W1	Chipping	Yes	N/A	N/A	Dean Lawthers Industrial Hygienist	2/15/19
661	2690	1	0	H103	Circulation (Hallway)	Hallway outside Storage Room 103-Classroom 104	W2	Chipping, Staple Holes, Flaking	Yes	N/A	N/A	Dean Lawthers Industrial Hygienist	2/15/19
662	2690	1	0	H103	Circulation (Hallway)	Hallway outside Storage Room 103-Classroom 104	W4	Chipping on wall and metal jackets	Yes	N/A	N/A	Dean Lawthers Industrial Hygienist	2/15/19
663	2690	2	0	2-101	Kitchen	Kitchen	Ceiling		Yes	N/A	N/A	Dean Lawthers Industrial Hygienist	2/11/19
664	2690	2	0	2-101	Kitchen	Kitchen	Floor		Yes	N/A	N/A	Dean Lawthers Industrial Hygienist	2/11/19
665	2690	2	0	2-101	Kitchen	Kitchen	W1	Hole, Chipping on door and frame	Yes	1 RRP	N/A	Dean Lawthers Industrial Hygienist	2/11/19
666	2690	2	0	2-101	Kitchen	Kitchen	W2	Chipping on wall, doors, and frames	Yes	1 RRP	N/A	Dean Lawthers Industrial Hygienist	2/11/19
667	2690	2	0	2-101	Kitchen	Kitchen	W3	Chipping	Yes	1 RRP	N/A	Dean Lawthers Industrial Hygienist	2/11/19
668	2690	2	0	2-101	Kitchen	Kitchen	W4	Chipping	Yes	1 RRP	N/A	Dean Lawthers Industrial Hygienist	2/11/19
669	2690	2	0	2-103	Restrooms, Staff - Male/Female	Kitchen Restroom 115A	W1	Cracking, Chipping on wall and doorframe	Yes	1 RRP	N/A	Dean Lawthers Industrial Hygienist	2/11/19
670	2690	2	0	2-103	Restrooms, Staff - Male/Female	Kitchen Restroom 115A	W2	Chipping	Yes	N/A	N/A	Dean Lawthers Industrial Hygienist	2/11/19
671	2690	2	0	2-103	Restrooms, Staff - Male/Female	Kitchen Restroom 115A	W3	Cracking in corner of walls 3&4, Chipping	Yes	N/A	N/A	Dean Lawthers Industrial Hygienist	2/11/19
672	2690	2	0	2-103	Restrooms, Staff - Male/Female	Kitchen Restroom 115A	W4	Chipping	Yes	N/A	N/A	Dean Lawthers Industrial Hygienist	2/11/19
673	2690	2	0	2-102	Lockers - Female	Kitchen Staff Locker Room	W1	Chipping on doorframe	Yes	1 RRP	N/A	Dean Lawthers Industrial Hygienist	2/11/19
674	2690	2	0	2-102	Lockers - Female	Kitchen Staff Locker Room	W3	Cracking, Chipping	Yes	N/A	N/A	Dean Lawthers Industrial Hygienist	2/11/19
675	2690	2	0	2-102	Lockers - Female	Kitchen Staff Locker Room	W4	Chipping on lockers	Yes	N/A	N/A	Dean Lawthers Industrial Hygienist	2/11/19
676	2690	2	0	2-109	Restrooms, Staff - Male	Men's Restroom near Gym	W1	Chipping on door and frame, Flaking	Yes	1 RRP	N/A	Dean Lawthers Industrial Hygienist	2/19/19
677	2690	2	0	2-109	Restrooms, Staff - Male	Men's Restroom near Gym	W2	Flaking	Yes	N/A	N/A	Dean Lawthers Industrial Hygienist	2/19/19

Task ID	ULCS#	E l e m e n t	F l o o r	Space # (on Floor Plan)	Space Type	On Site Room Name	Component	Description of Paint and Plaster Damage (i.e. cracking, chipping, gouges, holes, flaking, spalling, efflorescence, significant moisture damage)	Certified renovator performed post-renovation cleaning verification	Describe the results of post-renovation cleaning verification, including the number of wet and dry cloths used	If dust clearance testing was performed instead, attach a copy of the report	I certify under penalty of law that the previous information is true and complete (name and title)	Date signed
678	2690	2	0	2-109	Restrooms, Staff - Male	Men's Restroom near Gym	W3	Flaking	Yes	N/A	N/A	Dean Lawthers Industrial Hygienist	2/19/19
679	2690	2	0	2-109	Restrooms, Staff - Male	Men's Restroom near Gym	W4	Flaking	Yes	N/A	N/A	Dean Lawthers Industrial Hygienist	2/19/19
680	2690	1	0	107D	Health Service Room	Nurse's Office 108	Ceiling	Cracking on ACM pipe insulation, Flaking on ceiling beams	Yes	1 RRP		Dean Lawthers Industrial Hygienist	1/18/19
681	2690	1	0	107D	Health Service Room	Nurse's Office 108	Floor		Yes	N/A		Dean Lawthers Industrial Hygienist	1/18/19
682	2690	1	0	107D	Health Service Room	Nurse's Office 108	W1	Chipping	Yes	1 RRP		Dean Lawthers Industrial Hygienist	1/18/19
683	2690	1	0	107D	Health Service Room	Nurse's Office 108	W2	Cracking, Chipping, Flaking	Yes	1 RRP		Dean Lawthers Industrial Hygienist	1/18/19
684	2690	1	0	107D	Health Service Room	Nurse's Office 108	W3	Cracking, Chipping, Hole, Efflorescence	Yes	1 RRP		Dean Lawthers Industrial Hygienist	1/18/19
685	2690	1	0	107D	Health Service Room	Nurse's Office 108	W4	Flaking	Yes	1 RRP		Dean Lawthers Industrial Hygienist	1/18/19
686	2690	1	0	107E	Student Restrooms - Male/Female	Nurse's Office 108 Restroom	Ceiling	Cracking on ACM pipe insulation, Flaking	Yes	1 RRP		Dean Lawthers Industrial Hygienist	1/18/19
687	2690	1	0	107E	Student Restrooms - Male/Female	Nurse's Office 108 Restroom	W1	Chipping on doorframe	Yes	N/A		Dean Lawthers Industrial Hygienist	1/18/19
688	2690	1	0	107E	Student Restrooms - Male/Female	Nurse's Office 108 Restroom	W2	Cracking, Holes, paint has been stabilized	Yes	N/A		Dean Lawthers Industrial Hygienist	1/18/19
689	2690	1	0	107E	Student Restrooms - Male/Female	Nurse's Office 108 Restroom	W3	Holes, paint has been stabilized, Flaking	Yes	N/A		Dean Lawthers Industrial Hygienist	1/18/19
690	2690	1	0	107C	Health Service Room	Nurse's Office 108 Waiting Area	Ceiling	Cracking on ACM pipe insulation, Holes on ceiling beams, Flaking on ceiling beams and metal ducts, some in cage	Yes	1 RRP		Dean Lawthers Industrial Hygienist	1/18/19
691	2690	1	0	107C	Health Service Room	Nurse's Office 108 Waiting Area	Floor		Yes	N/A		Dean Lawthers Industrial Hygienist	1/18/19
692	2690	1	0	107C	Health Service Room	Nurse's Office 108 Waiting Area	W1	Cracking, Chipping on wall and cove, Flaking, some in air shaft	Yes	N/A		Dean Lawthers Industrial Hygienist	1/18/19
693	2690	1	0	107C	Health Service Room	Nurse's Office 108 Waiting Area	W2	Chipping, Flaking	Yes	N/A		Dean Lawthers Industrial Hygienist	1/18/19
694	2690	1	0	107C	Health Service Room	Nurse's Office 108 Waiting Area	W3	Cracking, Chipping, Flaking on wall and metal jacket in cage, Efflorescence in cage	Yes	N/A		Dean Lawthers Industrial Hygienist	1/18/19
695	2690	1	0	107C	Health Service Room	Nurse's Office 108 Waiting Area	W4	Hole in cage, Flaking on wall in cage and on built in wood cabinets	Yes	N/A		Dean Lawthers Industrial Hygienist	1/18/19
696	2690	1	0	H103B	Closed Circuit Storage Area	Security Camera Room	Ceiling	Flaking	Yes	1 RRP	N/A	Dean Lawthers Industrial Hygienist	2/1/19
697	2690	1	0	H103B	Closed Circuit Storage Area	Security Camera Room	Floor		Yes	N/A	N/A	Dean Lawthers Industrial Hygienist	2/1/19
698	2690	1	0	H103B	Closed Circuit Storage Area	Security Camera Room	W1	Flaking on metal duct	Yes	N/A	N/A	Dean Lawthers Industrial Hygienist	2/1/19
699	2690	1	0	H103B	Closed Circuit Storage Area	Security Camera Room	W2		Yes	N/A	N/A	Dean Lawthers Industrial Hygienist	2/1/19

Task ID	ULCS#	E l e m e n t	F l o o r	Space # (on Floor Plan)	Space Type	On Site Room Name	Component	Description of Paint and Plaster Damage (i.e. cracking, chipping, gouges, holes, flaking, spalling, efflorescence, significant moisture damage)	Certified renovator performed post-renovation cleaning verification	Describe the results of post-renovation cleaning verification, including the number of wet and dry cloths used	If dust clearance testing was performed instead, attach a copy of the report	I certify under penalty of law that the previous information is true and complete (name and title)	Date signed
700	2690	1	0	H103B	Closed Circuit Storage Area	Security Camera Room	W3		Yes	N/A	N/A	Dean Lawthers Industrial Hygienist	2/1/19
701	2690	1	0	H103B	Closed Circuit Storage Area	Security Camera Room	W4		Yes	N/A	N/A	Dean Lawthers Industrial Hygienist	2/1/19
702	2690	1	0	107B	Storage	Security Office Closet	Ceiling	Cracking on ACM pipe insulation	N/A	N/A	This work was completed during Classroom Modernization Summer 2018	N/A	N/A
703	2690	1	0	107B	Storage	Security Office Closet	Floor	Chipping	N/A	N/A	This work was completed during Classroom Modernization Summer 2018	N/A	N/A
704	2690	1	0	107B	Storage	Security Office Closet	W1	Cracking, Holes	N/A	N/A	This work was completed during Classroom Modernization Summer 2018	N/A	N/A
705	2690	1	0	107B	Storage	Security Office Closet	W2	Chipping on metal pipe, Holes, paint has been stabilized	N/A	N/A	This work was completed during Classroom Modernization Summer 2018	N/A	N/A
706	2690	1	0	107B	Storage	Security Office Closet	W3	Holes, paint has been stabilized	N/A	N/A	This work was completed during Classroom Modernization Summer 2018	N/A	N/A
707	2690	1	0	107B	Storage	Security Office Closet	W4	Flaking	N/A	N/A	This work was completed during Classroom Modernization Summer 2018	N/A	N/A
708	2690	1	0	S3-100	Stairs	Stairwell across from Building Engineer's Office	Ceiling	Flaking	Yes	1 RRP		Dean Lawthers Industrial Hygienist	3/1/19
709	2690	1	0	S3-100	Stairs	Stairwell across from Building Engineer's Office	Floor		Yes	N/A		Dean Lawthers Industrial Hygienist	3/1/19
710	2690	1	0	S3A-100	Circulation (Hallway)	Stairwell across from Building Engineer's Office Vestibule	Ceiling	Flaking	Yes	1 RRP		Dean Lawthers Industrial Hygienist	3/1/19
711	2690	1	0	S3A-100	Circulation (Hallway)	Stairwell across from Building Engineer's Office Vestibule	Floor		Yes	N/A		Dean Lawthers Industrial Hygienist	3/1/19
712	2690	1	0	S3A-100	Circulation (Hallway)	Stairwell across from Building Engineer's Office Vestibule	W1	Chipping on door and frame	Yes	N/A		Dean Lawthers Industrial Hygienist	3/1/19
713	2690	1	0	S1-100	Stairs	Stairwell adjacent to Basement Boy's Restroom	Ceiling	Chipping	Yes	1 RRP		Dean Lawthers Industrial Hygienist	3/1/19
714	2690	1	0	S1-100	Stairs	Stairwell adjacent to Basement Boy's Restroom	W1	Flaking above pipes	Yes	N/A		Dean Lawthers Industrial Hygienist	3/1/19
715	2690	1	0	S1-100	Stairs	Stairwell adjacent to Basement Boy's Restroom	W2	Chipping on door and frame	Yes	N/A		Dean Lawthers Industrial Hygienist	3/1/19
716	2690	1	0	S1-100	Stairs	Stairwell adjacent to Basement Boy's Restroom	W3	Chipping on side of stairs	Yes	N/A		Dean Lawthers Industrial Hygienist	3/1/19
717	2690	1	0	S1A	Storage	Stairwell adjacent to Basement Boy's Restroom Closet	Ceiling	No Access			Still No Access		

Task ID	ULCS#	E l e m e n t	F l o o r	Space # (on Floor Plan)	Space Type	On Site Room Name	Component	Description of Paint and Plaster Damage (i.e. cracking, chipping, gouges, holes, flaking, spalling, efflorescence, significant moisture damage)	Certified renovator performed post-renovation cleaning verification	Describe the results of post-renovation cleaning verification, including the number of wet and dry cloths used	If dust clearance testing was performed instead, attach a copy of the report	I certify under penalty of law that the previous information is true and complete (name and title)	Date signed
718	2690	1	0	S1A	Storage	Stairwell adjacent to Basement Boy's Restroom Closet	Floor	No Access			Still No Access		
719	2690	1	0	S1A	Storage	Stairwell adjacent to Basement Boy's Restroom Closet	W1	No Access			Still No Access		
720	2690	1	0	S1A	Storage	Stairwell adjacent to Basement Boy's Restroom Closet	W2	No Access			Still No Access		
721	2690	1	0	S1A	Storage	Stairwell adjacent to Basement Boy's Restroom Closet	W3	No Access			Still No Access		
722	2690	1	0	S1A	Storage	Stairwell adjacent to Basement Boy's Restroom Closet	W4	No Access			Still No Access		
723	2690	1	0	S4-100	Stairs	Stairwell adjacent to Classroom 102	Ceiling	Flaking	Yes	1 RRP	N/A	Dean Lawthers Industrial Hygienist	2/22/19
724	2690	1	0	S4-100	Stairs	Stairwell adjacent to Classroom 102	Floor	Chipping on stairs	Yes	N/A	N/A	Dean Lawthers Industrial Hygienist	2/22/19
725	2690	1	0	S4-100	Stairs	Stairwell adjacent to Classroom 102	W2	Cracking, Chipping on doors and frame	Yes	N/A	N/A	Dean Lawthers Industrial Hygienist	2/22/19
726	2690	1	0	S4-100	Stairs	Stairwell adjacent to Classroom 102	W3	Hole, paint has been stabilized	Yes	N/A	N/A	Dean Lawthers Industrial Hygienist	2/22/19
727	2690	1	0	S2-100	Stairs	Stairwell adjacent to Nurse's Office	Ceiling	Flaking	Yes	1 RRP	N/A	Dean Lawthers Industrial Hygienist	3/8/19
728	2690	1	0	S2-100	Stairs	Stairwell adjacent to Nurse's Office	W1	Chipping on door and frame, Flaking	Yes	N/A	N/A	Dean Lawthers Industrial Hygienist	3/8/19
729	2690	1	0	S2-100	Stairs	Stairwell adjacent to Nurse's Office	W3	Chipping on doors and frame, including center doors, Holes, paint has been stabilized, Flaking paint on doors and frame	Yes	N/A	N/A	Dean Lawthers Industrial Hygienist	3/8/19
730	2690	1	0	S2A	Storage	Stairwell adjacent to Nurse's Office Closet	Ceiling	No Access			Still No Access		
731	2690	1	0	S2A	Storage	Stairwell adjacent to Nurse's Office Closet	Floor	No Access			Still No Access		
732	2690	1	0	S2A	Storage	Stairwell adjacent to Nurse's Office Closet	W1	No Access			Still No Access		
733	2690	1	0	S2A	Storage	Stairwell adjacent to Nurse's Office Closet	W2	No Access			Still No Access		
734	2690	1	0	S2A	Storage	Stairwell adjacent to Nurse's Office Closet	W3	No Access			Still No Access		
735	2690	1	0	S2A	Storage	Stairwell adjacent to Nurse's Office Closet	W4	No Access			Still No Access		
736	2690	1	0	100A	Storage	Storage Closet adjacent to Girl's Restroom	Ceiling	Flaking	Yes	1 RRP		Dean Lawthers Industrial Hygienist	2/22/19

Task ID	ULCS#	E l e m e n t	F l o o r	Space # (on Floor Plan)	Space Type	On Site Room Name	Component	Description of Paint and Plaster Damage (i.e. cracking, chipping, gouges, holes, flaking, spalling, efflorescence, significant moisture damage)	Certified renovator performed post-renovation cleaning verification	Describe the results of post-renovation cleaning verification, including the number of wet and dry cloths used	If dust clearance testing was performed instead, attach a copy of the report	I certify under penalty of law that the previous information is true and complete (name and title)	Date signed
737	2690	1	0	100A	Storage	Storage Closet adjacent to Girl's Restroom	Floor		Yes	N/A		Dean Lawthers Industrial Hygienist	2/22/19
738	2690	1	0	100A	Storage	Storage Closet adjacent to Girl's Restroom	W1	Flaking	Yes	N/A		Dean Lawthers Industrial Hygienist	2/22/19
739	2690	1	0	100A	Storage	Storage Closet adjacent to Girl's Restroom	W2		Yes	N/A		Dean Lawthers Industrial Hygienist	2/22/19
740	2690	1	0	100A	Storage	Storage Closet adjacent to Girl's Restroom	W3	Cracking, Chipping, Flaking	Yes	N/A		Dean Lawthers Industrial Hygienist	2/22/19
741	2690	1	0	100A	Storage	Storage Closet adjacent to Girl's Restroom	W4	Cracking, Chipping, Flaking	Yes	N/A		Dean Lawthers Industrial Hygienist	2/22/19
742	2690	1	0	103	Storage	Storage Room 103	Ceiling	Cracking on ACM pipe insulation	Yes	N/A	N/A	Dean Lawthers Industrial Hygienist	1/3/19
743	2690	1	0	103	Storage	Storage Room 103	W1	Cracking, Flaking	Yes	1 RRP	N/A	Dean Lawthers Industrial Hygienist	1/3/19
744	2690	1	0	103	Storage	Storage Room 103	W2	Chipping	Yes	1 RRP	N/A	Dean Lawthers Industrial Hygienist	1/3/19
745	2690	1	0	103	Storage	Storage Room 103	W3	Chipping, Flaking on metal jackets	Yes	1 RRP	N/A	Dean Lawthers Industrial Hygienist	1/3/19
746	2690	1	0	103	Storage	Storage Room 103	W4	Cracking	Yes	1 RRP	N/A	Dean Lawthers Industrial Hygienist	1/3/19
747	2690	1	0	H103C	Storage	Storage Room 300	Ceiling	Flaking on ceiling and metal duct	Yes	1 RRP	N/A	Dean Lawthers Industrial Hygienist	2/1/19
748	2690	1	0	H103C	Storage	Storage Room 300	Floor		Yes	N/A	N/A	Dean Lawthers Industrial Hygienist	2/1/19
749	2690	1	0	H103C	Storage	Storage Room 300	W1	Chipping, Gouges in sheetrock, Flaking on metal duct	Yes	N/A	N/A	Dean Lawthers Industrial Hygienist	2/1/19
750	2690	1	0	H103C	Storage	Storage Room 300	W2		Yes	N/A	N/A	Dean Lawthers Industrial Hygienist	2/1/19
751	2690	1	0	H103C	Storage	Storage Room 300	W3	Flaking	Yes	N/A	N/A	Dean Lawthers Industrial Hygienist	2/1/19
752	2690	1	0	H103C	Storage	Storage Room 300	W4	Gouges in sheetrock, Flaking	Yes	N/A	N/A	Dean Lawthers Industrial Hygienist	2/1/19
753	2690	1	0	H103A	Storage	Storage Room adjacent to Classroom 104	Ceiling	Flaking	Yes	1 RRP	N/A	Dean Lawthers Industrial Hygienist	2/1/19
754	2690	1	0	H103A	Storage	Storage Room adjacent to Classroom 104	Floor		Yes	N/A	N/A	Dean Lawthers Industrial Hygienist	2/1/19
755	2690	1	0	H103A	Storage	Storage Room adjacent to Classroom 104	W1	Flaking on metal duct	Yes	N/A	N/A	Dean Lawthers Industrial Hygienist	2/1/19
756	2690	1	0	H103A	Storage	Storage Room adjacent to Classroom 104	W2		Yes	N/A	N/A	Dean Lawthers Industrial Hygienist	2/1/19
757	2690	1	0	H103A	Storage	Storage Room adjacent to Classroom 104	W3		Yes	N/A	N/A	Dean Lawthers Industrial Hygienist	2/1/19

Appendix C. Oversight Table

Task ID	ULCS#	E l e m e n t	F l o o r	Space # (on Floor Plan)	Space Type	On Site Room Name	Component	Description of Paint and Plaster Damage (i.e. cracking, chipping, gouges, holes, flaking, spalling, efflorescence, significant moisture damage)	Date Mold DDC Issued	Date Asbestos DDC Issued	Miscellaneous Items (e.g. missing/stained ceiling tiles, steam leaks, missing lens covers, buckled floors etc.)	Date Notified Tom Sharer (FAC)	Pre-Cleaning Completed (date)	Contents Moved (date)	Work Area Prepped (date)	Surfaces Stabilized (date)	Contents Back in Place (date)	Final Inspection Approval and Photos (date)	Square Footage of Work Area
1	2690	1	3	411	Student Restrooms - Male (4-12)	3rd Floor Boy's Restroom	Ceiling	Flaking above missing ceiling tile					N/A	N/A	1/21/19	1/23/19	N/A		240
2	2690	1	3	411	Student Restrooms - Male (4-12)	3rd Floor Boy's Restroom	Floor	Chipping, Flaking					N/A	N/A	1/21/19	1/23/19	N/A		N/A
3	2690	1	3	411	Student Restrooms - Male (4-12)	3rd Floor Boy's Restroom	W1	Cracking					N/A	N/A	1/21/19	1/23/19	N/A		N/A
4	2690	1	3	411	Student Restrooms - Male (4-12)	3rd Floor Boy's Restroom	W2	Cracking, Chipping on transite, Efflorescence behind toilets					N/A	N/A	1/21/19	1/23/19	N/A		N/A
5	2690	1	3	411	Student Restrooms - Male (4-12)	3rd Floor Boy's Restroom	W3	Cracking					N/A	N/A	1/21/19		N/A		N/A
6	2690	1	3	411	Student Restrooms - Male (4-12)	3rd Floor Boy's Restroom	W4	Flaking on radiator, Efflorescence					N/A	N/A	1/21/19		N/A		N/A
7	2690	1	3	400	Primary	Classroom 400	Floor						Prior	Prior	1/7/19	1/9/19	1/12/19	1/11/19	N/A
8	2690	1	3	400	Primary	Classroom 400	W1	Cracking, Chipping, Gouge, Holes, paint has been stabilized on 2					Prior	Prior	1/7/19	1/9/19	1/12/19	1/11/19	180
9	2690	1	3	400	Primary	Classroom 400	W2	Cracking, Chipping, Flaking					Prior	Prior	1/7/19	1/9/19	1/12/19	1/11/19	174
10	2690	1	3	400	Primary	Classroom 400	W3	Chipping on wall and radiators, Holes on wall, paint has been stabilized, Holes behind radiator					Prior	Prior	1/7/19	1/9/19	1/12/19	1/11/19	180
11	2690	1	3	400	Primary	Classroom 400	W4	Cracking, Chipping on wall and metal pipe, Gouge, Holes, paint has been stabilized, Flaking on wall and metal pipe					Prior	Prior	1/7/19	1/9/19	1/12/19	1/11/19	174
12	2690	1	3	400A	Storage	Classroom 400 Closet	Ceiling	Hole above window					Prior	Prior	1/7/19	1/9/19	1/12/19	1/11/19	N/A
13	2690	1	3	400A	Storage	Classroom 400 Closet	Floor						Prior	Prior	1/7/19	1/9/19	1/12/19	1/11/19	N/A
14	2690	1	3	400A	Storage	Classroom 400 Closet	W1						Prior	Prior	1/7/19	1/9/19	1/12/19	1/11/19	N/A
15	2690	1	3	400A	Storage	Classroom 400 Closet	W2						Prior	Prior	1/7/19	1/9/19	1/12/19	1/11/19	N/A
16	2690	1	3	400A	Storage	Classroom 400 Closet	W3	Chipping on radiator, Flaking behind radiator					Prior	Prior	1/7/19	1/9/19	1/12/19	1/11/19	40
17	2690	1	3	400A	Storage	Classroom 400 Closet	W4	Cracking, Chipping					Prior	Prior	1/7/19	1/9/19	1/12/19	1/11/19	40
18	2690	1	3	401	Primary	Classroom 401	W1	Chipping, Hole, Flaking on old speaker					Prior	Prior	1/28/19	1/30/19	2/2/19	2/1/19	216
19	2690	1	3	401	Primary	Classroom 401	W2	Chipping					Prior	Prior	1/28/19	1/30/19	2/2/19	2/1/19	144
20	2690	1	3	401	Primary	Classroom 401	W3	Flaking on wall and behind radiator					Prior	Prior	1/28/19	1/30/19	2/2/19	2/1/19	216
21	2690	1	3	401	Primary	Classroom 401	W4	Hole					Prior	Prior	1/28/19	1/30/19	2/2/19	2/1/19	144
22	2690	1	3	401A	Storage	Classroom 401 Closet	Ceiling	No Access					Prior	Prior	1/28/19	1/30/19	2/2/19	2/1/19	100
23	2690	1	3	401A	Storage	Classroom 401 Closet	Floor	No Access					Prior	Prior	1/28/19	1/30/19	2/2/19	2/1/19	N/A

[illegible]

Task ID	ULCS#	E l e m e n t	F l o o r	Space # (on Floor Plan)	Space Type	On Site Room Name	Component	Description of Paint and Plaster Damage (i.e. cracking, chipping, gouges, holes, flaking, spalling, efflorescence, significant moisture damage)	Date Mold DDC Issued	Date Asbestos DDC Issued	Miscellaneous Items (e.g. missing/stained ceiling tiles, steam leaks, missing lens covers, buckled floors etc.)	Date Notified Tom Sharer (FAC)	Pre-Cleaning Completed (date)	Contents Moved (date)	Work Area Prepped (date)	Surfaces Stabilized (date)	Contents Back in Place (date)	Final Inspection Approval and Photos (date)	Square Footage of Work Area
50	2690	1	3	404A	Storage	Classroom 404 Closet	Ceiling												
51	2690	1	3	404A	Storage	Classroom 404 Closet	Floor												
52	2690	1	3	404A	Storage	Classroom 404 Closet	W1												
53	2690	1	3	404A	Storage	Classroom 404 Closet	W2												
54	2690	1	3	404A	Storage	Classroom 404 Closet	W3	Cracking											
55	2690	1	3	404A	Storage	Classroom 404 Closet	W4	Chipping											
56	2690	1	3	405	Primary	Classroom 405	W1	Cracking, Chipping, Flaking											
57	2690	1	3	405	Primary	Classroom 405	W2	Cracking, Chipping, Holes, paint has been stabilized											
58	2690	1	3	405	Primary	Classroom 405	W3	Hole, paint has been stabilized, Flaking behind radiator											
59	2690	1	3	405A	Storage	Classroom 405 Closet	Ceiling												
60	2690	1	3	405A	Storage	Classroom 405 Closet	Floor												
61	2690	1	3	405A	Storage	Classroom 405 Closet	W1												
62	2690	1	3	405A	Storage	Classroom 405 Closet	W2	Cracking											
63	2690	1	3	405A	Storage	Classroom 405 Closet	W3	Cracking, Hole, paint has been stabilized											
64	2690	1	3	405A	Storage	Classroom 405 Closet	W4	Cracking, Chipping, Flaking											
65	2690	1	3	406	Primary	Classroom 406	W1	Cracking, Chipping, Holes, paint has been stabilized on 1, Flaking in air shaft					Prior	Prior	2/11/18	2/13/18	2/16/18	2/15/18	180
66	2690	1	3	406	Primary	Classroom 406	W2	Cracking, Chipping on wall and metal pipe					Prior	Prior	2/11/18	2/13/18	2/16/18	2/15/18	174
67	2690	1	3	406	Primary	Classroom 406	W3	Cracking behind shelf, Chipping on radiators, Hole, Efflorescence behind radiator					Prior	Prior	2/11/18	2/13/18	2/16/18	2/15/18	180
68	2690	1	3	406	Primary	Classroom 406	W4	Cracking, Chipping, Holes, paint has been stabilized					Prior	Prior	2/11/18	2/13/18	2/16/18	2/15/18	174
69	2690	1	3	406A	Storage	Classroom 406 Closet	Ceiling						Prior	Prior	2/11/18	2/13/18	2/16/18	2/15/18	100
70	2690	1	3	406A	Storage	Classroom 406 Closet	Floor						Prior	Prior	2/11/18	2/13/18	2/16/18	2/15/18	N/A
71	2690	1	3	406A	Storage	Classroom 406 Closet	W1	Hole, paint has been stabilized					Prior	Prior	2/11/18	2/13/18	2/16/18	2/15/18	N/A
72	2690	1	3	406A	Storage	Classroom 406 Closet	W2						Prior	Prior	2/11/18	2/13/18	2/16/18	2/15/18	N/A
73	2690	1	3	406A	Storage	Classroom 406 Closet	W3	Cracking, Hole, paint has been stabilized					Prior	Prior	2/11/18	2/13/18	2/16/18	2/15/18	N/A
74	2690	1	3	406A	Storage	Classroom 406 Closet	W4	Cracking, Holes, paint has been stabilized, Flaking					Prior	Prior	2/11/18	2/13/18	2/16/18	2/15/18	N/A
75	2690	1	3	407	Primary	Classroom 407	Ceiling	Flaking by entrance					Prior	Prior	2/18/19	2/20/19	2/23/19	2/22/2019	N/A
76	2690	1	3	407	Primary	Classroom 407	W1	Chipping					Prior	Prior	2/18/19	2/20/19	2/23/19	2/22/2019	174

Task ID	ULCS#	E l e m e n t	F l o o r	Space # (on Floor Plan)	Space Type	On Site Room Name	Component	Description of Paint and Plaster Damage (i.e. cracking, chipping, gouges, holes, flaking, spalling, efflorescence, significant moisture damage)	Date Mold DDC Issued	Date Asbestos DDC Issued	Miscellaneous Items (e.g. missing/stained ceiling tiles, steam leaks, missing lens covers, buckled floors etc.)	Date Notified Tom Sharer (FAC)	Pre-Cleaning Completed (date)	Contents Moved (date)	Work Area Prepped (date)	Surfaces Stabilized (date)	Contents Back in Place (date)	Final Inspection Approval and Photos (date)	Square Footage of Work Area
77	2690	1	3	407	Primary	Classroom 407	W2	Chipping, Efflorescence					Prior	Prior	2/18/19	2/20/19	2/23/19	2/22/2019	168
78	2690	1	3	407	Primary	Classroom 407	W3	Cracking, Chipping on radiators, Flaking behind radiators, Efflorescence					Prior	Prior	2/18/19	2/20/19	2/23/19	2/22/2019	174
79	2690	1	3	407	Primary	Classroom 407	W4	Cracking, Chipping, Flaking					Prior	Prior	2/18/19	2/20/19	2/23/19	2/22/2019	168
80	2690	1	3	407A	Storage	Classroom 407 Closet	Floor						Prior	Prior	2/18/19	2/20/19	2/23/19	2/22/2019	105
81	2690	1	3	407A	Storage	Classroom 407 Closet	W2	Cracking, Holes, Flaking, Coat hooks pulling off wall					Prior	Prior	2/18/19	2/20/19	2/23/19	2/22/2019	N/A
82	2690	1	3	407A	Storage	Classroom 407 Closet	W3	Cracking, Chipping on radiator, Efflorescence					Prior	Prior	2/18/19	2/20/19	2/23/19	2/22/2019	N/A
83	2690	1	3	407A	Storage	Classroom 407 Closet	W4	Cracking, Flaking					Prior	Prior	2/18/19	2/20/19	2/23/19	2/22/2019	N/A
84	2690	1	3	408	Primary	Classroom 408	W1	Chipping, Holes, paint has been stabilized					Prior	Prior	12/26/18	12/26/18	N/A	12/26/18	216
85	2690	1	3	408	Primary	Classroom 408	W2	Chipping, Gouges, Hole, paint has been stabilized					Prior	Prior	12/26/18	12/26/18	N/A	12/26/18	144
86	2690	1	3	408	Primary	Classroom 408	W3	Chipping on wall and radiators, Holes, paint has been stabilized, Flaking behind radiators					Prior	Prior	12/26/18	12/26/18	N/A	12/26/18	216
87	2690	1	3	408	Primary	Classroom 408	W4	Chipping, Holes, paint has been stabilized					Prior	Prior	12/26/18	12/26/18	N/A	12/26/18	144
88	2690	1	3	408A	Storage	Classroom 408 Closet	Ceiling						Prior	Prior	12/26/18	12/26/18	N/A	12/26/18	N/A
89	2690	1	3	408A	Storage	Classroom 408 Closet	Floor						Prior	Prior	12/26/18	12/26/18	N/A	12/26/18	N/A
90	2690	1	3	408A	Storage	Classroom 408 Closet	W1	Cracking, Flaking					Prior	Prior	12/26/18	12/26/18	N/A	12/26/18	110
91	2690	1	3	408A	Storage	Classroom 408 Closet	W2	Cracking, Flaking					Prior	Prior	12/26/18	12/26/18	N/A	12/26/18	N/A
92	2690	1	3	408A	Storage	Classroom 408 Closet	W3	Chipping, Flaking					Prior	Prior	12/26/18	12/26/18	N/A	12/26/18	N/A
93	2690	1	3	408A	Storage	Classroom 408 Closet	W4	Flaking					Prior	Prior	12/26/18	12/26/18	N/A	12/26/18	N/A
94	2690	1	3	409	Primary	Classroom 409	Ceiling	Flaking outside Closet					12/10/2018	12/10/2018	12/11/2018	12/11/2018	N/A	12/11/2018	964
95	2690	1	3	409	Primary	Classroom 409	W1	Chipping, Holes, paint has been stabilized					12/10/2018	12/10/2018	12/11/2018	12/11/2018	N/A	12/11/2018	964
96	2690	1	3	409	Primary	Classroom 409	W2	Chipping, Hole, paint has been stabilized					12/10/2018	12/10/2018	12/11/2018	12/11/2018	N/A	12/11/2018	964
97	2690	1	3	409	Primary	Classroom 409	W3	Chipping on radiators, Holes, paint has been stabilized, Holes behind radiator					12/10/2018	12/10/2018	12/11/2018	12/11/2018	N/A	12/11/2018	964
98	2690	1	3	409	Primary	Classroom 409	W4	Cracking, Chipping, Flaking					12/10/2018	12/10/2018	12/11/2018	12/11/2018	N/A	12/11/2018	964
99	2690	1	3	409A	Storage	Classroom 409 Closet	W1	Hole					12/10/2018	12/10/2018	12/11/2018	12/11/2018	N/A	12/11/2018	75
100	2690	1	3	409A	Storage	Classroom 409 Closet	W2	Cracking, Flaking					12/10/2018	12/10/2018	12/11/2018	12/11/2018	N/A	12/11/2018	75
101	2690	1	3	409A	Storage	Classroom 409 Closet	W3	Flaking behind radiator					12/10/2018	12/10/2018	12/11/2018	12/11/2018	N/A	12/11/2018	75
102	2690	1	3	409A	Storage	Classroom 409 Closet	W4	Gouge, Flaking, Coat hooks pulling off wall					12/10/2018	12/10/2018	12/11/2018	12/11/2018	N/A	12/11/2018	75

[illegible]

Task ID	ULCS#	Element	Fl oor	Space # (on Floor Plan)	Space Type	On Site Room Name	Component	Description of Paint and Plaster Damage (i.e. cracking, chipping, gouges, holes, flaking, spalling, efflorescence, significant moisture damage)	Date Mold DDC Issued	Date Asbestos DDC Issued	Miscellaneous Items (e.g. missing/stained ceiling tiles, steam leaks, missing lens covers, buckled floors etc.)	Date Notified Tom Sharer (FAC)	Pre-Cleaning Completed (date)	Contents Moved (date)	Work Area Prepped (date)	Surfaces Stabilized (date)	Contents Back in Place (date)	Final Inspection Approval and Photos (date)	Square Footage of Work Area
124	2690	1	3	H402	Circulation (Hallway)	Hallway outside Classrooms 400-401	W1	Chipping on radiators, Holes, paint has been stabilized, Efflorescence					Prior	N/A	2/4/19		N/A		300
125	2690	1	3	H402	Circulation (Hallway)	Hallway outside Classrooms 400-401	W2	Chipping on doors and doorframe					Prior	N/A	2/4/19	2/5/19	N/A	2/15	54
126	2690	1	3	H402	Circulation (Hallway)	Hallway outside Classrooms 400-401	W3	Chipping on metal jackets, Holes, paint has been stabilized					Prior	N/A	2/4/19	2/5/19	N/A	2/15	300
127	2690	1	3	H400	Circulation (Hallway)	Hallway outside Classrooms 403-406	W2	Cracking, Chipping on wall, metal pipe, and radiators, Holes, paint has been stabilized on 8, Flaking					Prior	N/A	2/4/19	2/5/19	N/A	2/15	672
128	2690	1	3	H400	Circulation (Hallway)	Hallway outside Classrooms 403-406	W3	Chipping, Hole, paint has been stabilized					Prior	N/A	2/4/19	2/5/19	N/A	2/15	72
129	2690	1	3	H400	Circulation (Hallway)	Hallway outside Classrooms 403-406	W4	Chipping on metal jackets, Holes, paint has been stabilized, Efflorescence					Prior	N/A	2/4/19	2/5/19	N/A	2/15	672
130	2690	1	3	H401	Circulation (Hallway)	Hallway outside Classrooms 408-409	W1	Chipping, Holes, paint has been stabilized, Flaking					Prior	N/A	2/4/19	2/5/19	N/A	2/15	336
131	2690	1	3	H401	Circulation (Hallway)	Hallway outside Classrooms 408-409	W3	Cracking, Chipping, Flaking					Prior	N/A	2/4/19	2/5/19	N/A	2/15	54
132	2690	1	3	H401	Circulation (Hallway)	Hallway outside Classrooms 408-409	W4	Cracking, Chipping					Prior	N/A	2/4/19	2/5/19	N/A	2/15	336
133	2690	1	3	S4-400	Stairs	Stairwell adjacent to Classroom 402	Ceiling	Flaking					N/A	N/A	2/11/19	2/13/19	N/A	2/15/19	480
134	2690	1	3	S4-400	Stairs	Stairwell adjacent to Classroom 402	Floor	Chipping on stairs, cove, and railings					N/A	N/A	2/11/19	2/13/19	N/A	2/15/19	N/A
135	2690	1	3	S4-400	Stairs	Stairwell adjacent to Classroom 402	W1	Chipping on wall, doors, and doorframe, Hole, Flaking, Spalling					N/A	N/A	2/11/19	2/13/19	N/A	2/15/19	N/A
136	2690	1	3	S4-400	Stairs	Stairwell adjacent to Classroom 402	W2	Cracking, Flaking on wall and side of stairs, Spalling					N/A	N/A	2/11/19	2/13/19	N/A	2/15/19	N/A
137	2690	1	3	S4-400	Stairs	Stairwell adjacent to Classroom 402	W3	Cracking					N/A	N/A	2/11/19	2/13/19	N/A	2/15/19	N/A
138	2690	1	3	S4-400	Stairs	Stairwell adjacent to Classroom 402	W4	Cracking, Chipping, Flaking					N/A	N/A	2/11/19	2/13/19	N/A	2/15/19	N/A
139	2690	1	3	S2-400	Stairs	Stairwell adjacent to Classroom 407	Floor	Chipping on stairs, cove, and railings					N/A	N/A	3/4/19	3/6/19	N/A	3/8/19	N/A
140	2690	1	3	S2-400	Stairs	Stairwell adjacent to Classroom 407	W1	Cracking					N/A	N/A	3/4/19	3/6/19	N/A	3/8/19	324
141	2690	1	3	S2-400	Stairs	Stairwell adjacent to Classroom 407	W2	Cracking, Chipping, Flaking					N/A	N/A	3/4/19	3/6/19	N/A	3/8/19	N/A
142	2690	1	3	S2-400	Stairs	Stairwell adjacent to Classroom 407	W3	Chipping on wall, doors, and doorframe, Holes, paint has been stabilized					N/A	N/A	3/4/19	3/6/19	N/A	3/8/19	N/A
143	2690	1	3	S2-400	Stairs	Stairwell adjacent to Classroom 407	W4	Chipping, Flaking					N/A	N/A	3/4/19	3/6/19	N/A	3/8/19	N/A
144	2690	1	3	S1-400	Stairs	Stairwell adjacent to Classroom 409	Floor	Chipping on stairs, cove, and railings					N/A	N/A	2/25/19	2/27/19	N/A	3/1/19	N/A

Task ID	ULCS#	E l e m e n t	F l o o r	Space # (on Floor Plan)	Space Type	On Site Room Name	Component	Description of Paint and Plaster Damage (i.e. cracking, chipping, gouges, holes, flaking, spalling, efflorescence, significant moisture damage)	Date Mold DDC Issued	Date Asbestos DDC Issued	Miscellaneous Items (e.g. missing/stained ceiling tiles, steam leaks, missing lens covers, buckled floors etc.)	Date Notified Tom Sharer (FAC)	Pre-Cleaning Completed (date)	Contents Moved (date)	Work Area Prepped (date)	Surfaces Stabilized (date)	Contents Back in Place (date)	Final Inspection Approval and Photos (date)	Square Footage of Work Area
145	2690	1	3	S1-400	Stairs	Stairwell adjacent to Classroom 409	W1	Cracking, Holes, Flaking					N/A	N/A	2/25/19	2/27/19	N/A	3/1/19	279
146	2690	1	3	S1-400	Stairs	Stairwell adjacent to Classroom 409	W2	Cracking, Chipping on wall, door and doorframe					N/A	N/A	2/25/19	2/27/19	N/A	3/1/19	N/A
147	2690	1	3	S1-400	Stairs	Stairwell adjacent to Classroom 409	W3	Cracking, Flaking					N/A	N/A	2/25/19	2/27/19	N/A	3/1/19	N/A
148	2690	1	3	S1-400	Stairs	Stairwell adjacent to Classroom 409	W4	Cracking, Chipping on radiator, Hole					N/A	N/A	2/25/19	2/27/19	N/A	3/1/19	N/A
149	2690	1	3	S2-500	Stairs	Stairwell to Attic	Ceiling	Efflorescence					N/A	N/A	3/4/19	3/6/19	N/A	3/8/19	324
150	2690	1	3	S2-500	Stairs	Stairwell to Attic	Floor	Chipping on railings					N/A	N/A	3/4/19	3/6/19	N/A	3/8/19	N/A
151	2690	1	3	S2-500	Stairs	Stairwell to Attic	W1	Flaking, Efflorescence					N/A	N/A	3/4/19	3/6/19	N/A	3/8/19	N/A
152	2690	1	3	S2-500	Stairs	Stairwell to Attic	W2	Cracking, Flaking					N/A	N/A	3/4/19	3/6/19	N/A	3/8/19	N/A
153	2690	1	3	S2-500	Stairs	Stairwell to Attic	W3	Cracking					N/A	N/A	3/4/19	3/6/19	N/A	3/8/19	N/A
154	2690	1	3	500	Storage	Storage Room 500	Ceiling	Holes, paint has been stabilized, Flaking					Prior	Prior	2/4/19	2/5/19	N/A	2/8	144
155	2690	1	3	500	Storage	Storage Room 500	Floor						Prior	Prior	2/4/19	2/5/19	N/A	2/8	N/A
156	2690	1	3	500	Storage	Storage Room 500	W1	Chipping, Flaking					Prior	Prior	2/4/19	2/5/19	N/A	2/8	N/A
157	2690	1	3	500	Storage	Storage Room 500	W2	Chipping on radiator, Gouge, Holes, paint has been stabilized					Prior	Prior	2/4/19	2/5/19	N/A	2/8	N/A
158	2690	1	3	500	Storage	Storage Room 500	W4	Cracking, Chipping, Hole, paint has been stabilized, Flaking					Prior	Prior	2/4/19	2/5/19	N/A	2/8	N/A
159	2690	1	2	313	Student Restrooms - Female (4-12)	2nd Floor Girl's Restroom	Ceiling	Cracking					N/A	N/A	1/28/19	1/30/19	N/A	2/1/19	120
160	2690	1	2	313	Student Restrooms - Female (4-12)	2nd Floor Girl's Restroom	Floor	Chipping on transite stalls					N/A	N/A	1/28/19	1/30/19	N/A	2/1/19	N/A
161	2690	1	2	313	Student Restrooms - Female (4-12)	2nd Floor Girl's Restroom	W1	Cracking, Spalling					N/A	N/A	1/28/19	1/30/19	N/A	2/1/19	N/A
162	2690	1	2	313	Student Restrooms - Female (4-12)	2nd Floor Girl's Restroom	W2	Cracking					N/A	N/A	1/28/19	1/30/19	N/A	2/1/19	N/A
163	2690	1	2	313	Student Restrooms - Female (4-12)	2nd Floor Girl's Restroom	W3	Cracking, Chipping on radiator, Flaking					N/A	N/A	1/28/19	1/30/19	N/A	2/1/19	N/A
164	2690	1	2	315A	Restrooms, Staff - Male	2nd Floor Men's Restroom	Ceiling	Cracking					Prior	N/A	1/21/19	1/23/19	N/A	1/25/19	63
165	2690	1	2	315A	Restrooms, Staff - Male	2nd Floor Men's Restroom	W1	Chipping on doorframe					Prior	N/A	1/21/19	1/23/19	N/A	1/25/19	N/A
166	2690	1	2	315A	Restrooms, Staff - Male	2nd Floor Men's Restroom	W2	Chipping on transite, Holes, paint has been stabilized					Prior	N/A	1/21/19	1/23/19	N/A	1/25/19	N/A
167	2690	1	2	315A	Restrooms, Staff - Male	2nd Floor Men's Restroom	W3	Cracking, Chipping on radiator, Holes, paint has been stabilized					Prior	N/A	1/21/19	1/23/19	N/A	1/25/19	N/A
168	2690	1	2	315A	Restrooms, Staff - Male	2nd Floor Men's Restroom	W4	Cracking, Holes, paint has been stabilized					Prior	N/A	1/21/19	1/23/19	N/A	1/25/19	N/A
169	2690	1	2	311	Restrooms, Staff - Female	2nd Floor Women's Restroom	Ceiling	Chipping on transite, Flaking on metal pipe					Prior	Prior	1/21/19	1/23/19	1/26/19	1/25/19	130
170	2690	1	2	311	Restrooms, Staff - Female	2nd Floor Women's Restroom	W1	Holes, paint has been stabilized					Prior	Prior	1/21/19	1/23/19	1/26/19	1/25/19	N/A

Task ID	ULCS#	E l e m e n t	F l o o r	Space # (on Floor Plan)	Space Type	On Site Room Name	Component	Description of Paint and Plaster Damage (i.e. cracking, chipping, gouges, holes, flaking, spalling, efflorescence, significant moisture damage)	Date Mold DDC Issued	Date Asbestos DDC Issued	Miscellaneous Items (e.g. missing/stained ceiling tiles, steam leaks, missing lens covers, buckled floors etc.)	Date Notified Tom Sharer (FAC)	Pre-Cleaning Completed (date)	Contents Moved (date)	Work Area Prepped (date)	Surfaces Stabilized (date)	Contents Back in Place (date)	Final Inspection Approval and Photos (date)	Square Footage of Work Area
171	2690	1	2	311	Restrooms, Staff - Female	2nd Floor Women's Restroom	W2	Holes, paint has been stabilized					Prior	Prior	1/21/19	1/23/19	1/26/19	1/25/19	N/A
172	2690	1	2	311	Restrooms, Staff - Female	2nd Floor Women's Restroom	W3	Holes, paint has been stabilized, Flaking on metal pipe					Prior	Prior	1/21/19	1/23/19	1/26/19	1/25/19	N/A
173	2690	1	2	311	Restrooms, Staff - Female	2nd Floor Women's Restroom	W4	Chipping on radiator, Holes, paint has been stabilized, Flaking on radiator heat shield					Prior	Prior	1/21/19	1/23/19	1/26/19	1/25/19	N/A
174	2690	1	2	300	Primary	Classroom 300	W1	Cracking, Chipping					N/A	N/A	N/A	N/A	N/A	N/A	N/A
175	2690	1	2	300	Primary	Classroom 300	W2	Cracking, Chipping, Holes, Flaking					N/A	N/A	N/A	N/A	N/A	N/A	N/A
176	2690	1	2	300	Primary	Classroom 300	W3	Cracking, Chipping on wall and radiator					N/A	N/A	N/A	N/A	N/A	N/A	N/A
177	2690	1	2	300	Primary	Classroom 300	W4	Cracking, Chipping, Flaking					N/A	N/A	N/A	N/A	N/A	N/A	N/A
178	2690	1	2	300A	Storage	Classroom 300 Closet	W2	Cracking, Chipping on cove					N/A	N/A	N/A	N/A	N/A	N/A	N/A
179	2690	1	2	300A	Storage	Classroom 300 Closet	W3	Chipping on radiator, Flaking					N/A	N/A	N/A	N/A	N/A	N/A	N/A
180	2690	1	2	300A	Storage	Classroom 300 Closet	W4	Cracking, Chipping on wall and cove, Holes, paint has been stabilized					N/A	N/A	N/A	N/A	N/A	N/A	N/A
181	2690	1	2	301	Primary	Classroom 301	W1	Chipping, Holes, paint has been stabilized					N/A	N/A	N/A	N/A	N/A	N/A	N/A
182	2690	1	2	301	Primary	Classroom 301	W2	Chipping					N/A	N/A	N/A	N/A	N/A	N/A	N/A

Task ID	ULCS#	Element	Floor	Space # (on Floor Plan)	Space Type	On Site Room Name	Component	Description of Paint and Plaster Damage (i.e. cracking, chipping, gouges, holes, flaking, spalling, efflorescence, significant moisture damage)	Date Mold DDC Issued	Date Asbestos DDC Issued	Miscellaneous Items (e.g. missing/stained ceiling tiles, steam leaks, missing lens covers, buckled floors etc.)	Date Notified Tom Sharer (FAC)	Pre-Cleaning Completed (date)	Contents Moved (date)	Work Area Prepped (date)	Surfaces Stabilized (date)	Contents Back in Place (date)	Final Inspection Approval and Photos (date)	Square Footage of Work Area
183	2690	1	2	301	Primary	Classroom 301	W3	Chipping on radiators, Holes, paint has been stabilized, Efflorescence, Significant Moisture Damage behind radiator					N/A	N/A	N/A	N/A	N/A	N/A	N/A
184	2690	1	2	301	Primary	Classroom 301	W4	Chipping					N/A	N/A	N/A	N/A	N/A	N/A	N/A
185	2690	1	2	301A	Storage	Classroom 301 Closet	W1	Cracking, Flaking					N/A	N/A	N/A	N/A	N/A	N/A	N/A
186	2690	1	2	301A	Storage	Classroom 301 Closet	W2	Cracking, Flaking on metal pipe					N/A	N/A	N/A	N/A	N/A	N/A	N/A
187	2690	1	2	301A	Storage	Classroom 301 Closet	W3	Hole					N/A	N/A	N/A	N/A	N/A	N/A	N/A
188	2690	1	2	301A	Storage	Classroom 301 Closet	W4	Cracking, Chipping, Flaking					N/A	N/A	N/A	N/A	N/A	N/A	N/A
189	2690	1	2	302	Primary	Classroom 302	W1	Cracking, Chipping					12/03/2018	12/03/2018	12/04/2018	12/07/2018	N/A	12/07/2018	870
190	2690	1	2	302	Primary	Classroom 302	W2	Cracking, Chipping on wall and door					12/03/2018	12/03/2018	12/04/2018	12/07/2018	N/A	12/07/2018	870
191	2690	1	2	302	Primary	Classroom 302	W3	Cracking, Chipping on radiators and plastic jacket, Flaking behind radiators					12/03/2018	12/03/2018	12/04/2018	12/07/2018	N/A	12/07/2018	870
192	2690	1	2	302	Primary	Classroom 302	W4	Cracking, Chipping					12/03/2018	12/03/2018	12/04/2018	12/07/2018	N/A	12/07/2018	870
193	2690	1	2	302A	Storage	Classroom 302 Closet	Ceiling						12/03/2018	12/03/2018	12/04/2018	12/07/2018	N/A	12/07/2018	105
194	2690	1	2	302A	Storage	Classroom 302 Closet	Floor						12/03/2018	12/03/2018	12/04/2018	12/07/2018	N/A	12/07/2018	105
195	2690	1	2	302A	Storage	Classroom 302 Closet	W1						12/03/2018	12/03/2018	12/04/2018	12/07/2018	N/A	12/07/2018	105
196	2690	1	2	302A	Storage	Classroom 302 Closet	W2	Cracking, Flaking					12/03/2018	12/03/2018	12/04/2018	12/07/2018	N/A	12/07/2018	105
197	2690	1	2	302A	Storage	Classroom 302 Closet	W3	Chipping on radiator, Flaking behind radiator					12/03/2018	12/03/2018	12/04/2018	12/07/2018	N/A	12/07/2018	105
198	2690	1	2	302A	Storage	Classroom 302 Closet	W4	Holes, paint has been stabilized					12/03/2018	12/03/2018	12/04/2018	12/07/2018	N/A	12/07/2018	105
199	2690	1	2	303	Primary	Classroom 303	W1	Chipping, Holes, Wood trim pulling off wall					N/A	N/A	N/A	N/A	N/A	N/A	N/A

Task ID	ULCS#	Element	Floor	Space # (on Floor Plan)	Space Type	On Site Room Name	Component	Description of Paint and Plaster Damage (i.e. cracking, chipping, gouges, holes, flaking, spalling, efflorescence, significant moisture damage)	Date Mold DDC Issued	Date Asbestos DDC Issued	Miscellaneous Items (e.g. missing/stained ceiling tiles, steam leaks, missing lens covers, buckled floors etc.)	Date Notified Tom Sharer (FAC)	Pre-Cleaning Completed (date)	Contents Moved (date)	Work Area Prepped (date)	Surfaces Stabilized (date)	Contents Back in Place (date)	Final Inspection Approval and Photos (date)	Square Footage of Work Area
200	2690	1	2	303	Primary	Classroom 303	W3	Chipping on wall and radiators, Flaking behind radiators					N/A	N/A	N/A	N/A	N/A	N/A	N/A
201	2690	1	2	303	Primary	Classroom 303	W4	Cracking, Chipping					N/A	N/A	N/A	N/A	N/A	N/A	N/A
202	2690	1	2	303A	Storage	Classroom 303 Closet	Ceiling	Cracking above missing ceiling tile					N/A	N/A	N/A	N/A	N/A	N/A	N/A
203	2690	1	2	303A	Storage	Classroom 303 Closet	W2	Chipping, Coat hooks pulling off wall					N/A	N/A	N/A	N/A	N/A	N/A	N/A
204	2690	1	2	303A	Storage	Classroom 303 Closet	W3	Cracking, some above missing ceiling tile, Hole, paint has been stabilized					N/A	N/A	N/A	N/A	N/A	N/A	N/A
205	2690	1	2	303A	Storage	Classroom 303 Closet	W4	Cracking, Coat hooks pulling off wall					N/A	N/A	N/A	N/A	N/A	N/A	N/A
206	2690	1	2	304	Primary	Classroom 304	Floor						N/A	N/A	N/A	N/A	N/A	N/A	N/A
207	2690	1	2	304	Primary	Classroom 304	W1	Cracking in air shaft, Chipping, Holes					N/A	N/A	N/A	N/A	N/A	N/A	N/A
208	2690	1	2	304	Primary	Classroom 304	W2	Holes, Efflorescence behind desk					N/A	N/A	N/A	N/A	N/A	N/A	N/A
209	2690	1	2	304	Primary	Classroom 304	W3	Chipping on plastic jacket, Gouges, Holes					N/A	N/A	N/A	N/A	N/A	N/A	N/A
210	2690	1	2	304	Primary	Classroom 304	W4	Chipping, Holes					N/A	N/A	N/A	N/A	N/A	N/A	N/A

Task ID	ULCS#	Element	Floor	Space # (on Floor Plan)	Space Type	On Site Room Name	Component	Description of Paint and Plaster Damage (i.e. cracking, chipping, gouges, holes, flaking, spalling, efflorescence, significant moisture damage)	Date Mold DDC Issued	Date Asbestos DDC Issued	Miscellaneous Items (e.g. missing/stained ceiling tiles, steam leaks, missing lens covers, buckled floors etc.)	Date Notified Tom Sharer (FAC)	Pre-Cleaning Completed (date)	Contents Moved (date)	Work Area Prepped (date)	Surfaces Stabilized (date)	Contents Back in Place (date)	Final Inspection Approval and Photos (date)	Square Footage of Work Area
211	2690	1	2	304A	Storage	Classroom 304 Closet	W1	Cracking, Hole					N/A	N/A	N/A	N/A	N/A	N/A	N/A
212	2690	1	2	304A	Storage	Classroom 304 Closet	W2	Cracking, Chipping					N/A	N/A	N/A	N/A	N/A	N/A	N/A
213	2690	1	2	304A	Storage	Classroom 304 Closet	W3	Flaking					N/A	N/A	N/A	N/A	N/A	N/A	N/A
214	2690	1	2	304A	Storage	Classroom 304 Closet	W4	Cracking, Holes, paint has been stabilized on 2, Flaking					N/A	N/A	N/A	N/A	N/A	N/A	N/A
215	2690	1	2	307	Primary	Classroom 307	Ceiling	Flaking above entrance and 2nd closet entrance					N/A	N/A	N/A	N/A	N/A	N/A	N/A
216	2690	1	2	307	Primary	Classroom 307	Floor						N/A	N/A	N/A	N/A	N/A	N/A	N/A
217	2690	1	2	307	Primary	Classroom 307	W1	Cracking, Chipping, Holes, Significant Moisture Damage above entrance					N/A	N/A	N/A	N/A	N/A	N/A	N/A
218	2690	1	2	307	Primary	Classroom 307	W2	Cracking, Chipping, Flaking					N/A	N/A	N/A	N/A	N/A	N/A	N/A
219	2690	1	2	307	Primary	Classroom 307	W3	Chipping on radiators, Flaking on wall and behind radiator					N/A	N/A	N/A	N/A	N/A	N/A	N/A
220	2690	1	2	307	Primary	Classroom 307	W4	Chipping, Flaking					N/A	N/A	N/A	N/A	N/A	N/A	N/A
221	2690	1	2	307A	Storage	Classroom 307 Closet	Ceiling	Flaking above missing ceiling tile					N/A	N/A	N/A	N/A	N/A	N/A	N/A

Task ID	ULCS#	Element	Floor	Space # (on Floor Plan)	Space Type	On Site Room Name	Component	Description of Paint and Plaster Damage (i.e. cracking, chipping, gouges, holes, flaking, spalling, efflorescence, significant moisture damage)	Date Mold DDC Issued	Date Asbestos DDC Issued	Miscellaneous Items (e.g. missing/stained ceiling tiles, steam leaks, missing lens covers, buckled floors etc.)	Date Notified Tom Sharer (FAC)	Pre-Cleaning Completed (date)	Contents Moved (date)	Work Area Prepped (date)	Surfaces Stabilized (date)	Contents Back in Place (date)	Final Inspection Approval and Photos (date)	Square Footage of Work Area
222	2690	1	2	307A	Storage	Classroom 307 Closet	W1	Flaking					N/A	N/A	N/A	N/A	N/A	N/A	N/A
223	2690	1	2	307A	Storage	Classroom 307 Closet	W2	Flaking on wall and metal pipe					N/A	N/A	N/A	N/A	N/A	N/A	N/A
224	2690	1	2	307A	Storage	Classroom 307 Closet	W3	Flaking, some above missing ceiling tile					N/A	N/A	N/A	N/A	N/A	N/A	N/A
225	2690	1	2	307A	Storage	Classroom 307 Closet	W4	Flaking					N/A	N/A	N/A	N/A	N/A	N/A	N/A
226	2690	1	2	308	Primary	Classroom 308	Ceiling	Cracking above entrance					N/A	N/A	N/A	N/A	N/A	N/A	N/A
227	2690	1	2	308	Primary	Classroom 308	W1	Chipping, Hole, Flaking					N/A	N/A	N/A	N/A	N/A	N/A	N/A
228	2690	1	2	308	Primary	Classroom 308	W2						N/A	N/A	N/A	N/A	N/A	N/A	N/A
229	2690	1	2	308	Primary	Classroom 308	W3	Chipping on wall and radiators					N/A	N/A	N/A	N/A	N/A	N/A	N/A
230	2690	1	2	308	Primary	Classroom 308	W4						N/A	N/A	N/A	N/A	N/A	N/A	N/A
231	2690	1	2	308A	Storage	Classroom 308 Closet	Ceiling	Cracking					N/A	N/A	N/A	N/A	N/A	N/A	N/A
232	2690	1	2	308A	Storage	Classroom 308 Closet	W1	Cracking, Chipping, Flaking, Coat hooks pulling off wall					N/A	N/A	N/A	N/A	N/A	N/A	N/A

Task ID	ULCS#	E l e m e n t	F l o o r	Space # (on Floor Plan)	Space Type	On Site Room Name	Component	Description of Paint and Plaster Damage (i.e. cracking, chipping, gouges, holes, flaking, spalling, efflorescence, significant moisture damage)	Date Mold DDC Issued	Date Asbestos DDC Issued	Miscellaneous Items (e.g. missing/stained ceiling tiles, steam leaks, missing lens covers, buckled floors etc.)	Date Notified Tom Sharer (FAC)	Pre-Cleaning Completed (date)	Contents Moved (date)	Work Area Prepped (date)	Surfaces Stabilized (date)	Contents Back in Place (date)	Final Inspection Approval and Photos (date)	Square Footage of Work Area
233	2690	1	2	308A	Storage	Classroom 308 Closet	W2	Efflorescence					N/A	N/A	N/A	N/A	N/A	N/A	N/A
234	2690	1	2	308A	Storage	Classroom 308 Closet	W3	Cracking, Chipping					N/A	N/A	N/A	N/A	N/A	N/A	N/A
235	2690	1	2	308A	Storage	Classroom 308 Closet	W4	Cracking					N/A	N/A	N/A	N/A	N/A	N/A	N/A
236	2690	1	2	309	Art - Elementary	Classroom 309	W1	Chipping on wall, door and doorframe, Hole					Prior	Prior	1/14/19	1/16/19	1/19/19	1/18/19	216
237	2690	1	2	309	Art - Elementary	Classroom 309	W2	Cracking, Efflorescence					Prior	Prior	1/14/19	1/16/19	1/19/19	1/18/19	144
238	2690	1	2	309	Art - Elementary	Classroom 309	W3	Cracking, Holes					Prior	Prior	1/14/19	1/16/19	1/19/19	1/18/19	216
239	2690	1	2	309	Art - Elementary	Classroom 309	W4	Hole					Prior	Prior	1/14/19	1/16/19	1/19/19	1/18/19	144
240	2690	1	2	309A	Storage	Classroom 309 Closet	Ceiling	No Access					Prior	Prior	1/14/19	1/16/19	1/19/19	1/18/19	90
241	2690	1	2	309A	Storage	Classroom 309 Closet	Floor	No Access					Prior	Prior	1/14/19	1/16/19	1/19/19	1/18/19	N/A
242	2690	1	2	309A	Storage	Classroom 309 Closet	W1	No Access					Prior	Prior	1/14/19	1/16/19	1/19/19	1/18/19	N/A
243	2690	1	2	309A	Storage	Classroom 309 Closet	W2	No Access					Prior	Prior	1/14/19	1/16/19	1/19/19	1/18/19	N/A
244	2690	1	2	309A	Storage	Classroom 309 Closet	W3	No Access					Prior	Prior	1/14/19	1/16/19	1/19/19	1/18/19	N/A
245	2690	1	2	309A	Storage	Classroom 309 Closet	W4	No Access					Prior	Prior	1/14/19	1/16/19	1/19/19	1/18/19	N/A
246	2690	1	2	312	Teacher Lounge/Dining	Dining Room	W1	Chipping, Hole					Prior	Prior	2/4/19	2/6/19	2/9/19	2/8/19	96
247	2690	1	2	312	Teacher Lounge/Dining	Dining Room	W2	Flaking, behind cabinets					Prior	Prior	2/4/19	2/6/19	2/9/19	2/8/19	144
248	2690	1	2	312	Teacher Lounge/Dining	Dining Room	W3	Cracking, Chipping on radiator, Flaking behind radiator					Prior	Prior	2/4/19	2/6/19	2/9/19	2/8/19	96
249	2690	1	2	312	Teacher Lounge/Dining	Dining Room	W4	2 cr					Prior	Prior	2/4/19	2/6/19	2/9/19	2/8/19	144
250	2690	1	2	312A	Kitchen	Dining Room Kitchen	W1	Flaking					Prior	Prior	2/4/19	2/6/19	2/9/19	2/8/19	72
251	2690	1	2	312A	Kitchen	Dining Room Kitchen	W2	Cracking, Flaking, Efflorescence behind radiator					Prior	Prior	2/4/19	2/6/19	2/9/19	2/8/19	N/A
252	2690	1	2	312A	Kitchen	Dining Room Kitchen	W3	Cracking, Holes					Prior	Prior	2/4/19	2/6/19	2/9/19	2/8/19	N/A
253	2690	1	2	312A	Kitchen	Dining Room Kitchen	W4	Cracking					Prior	Prior	2/4/19	2/6/19	2/9/19	2/8/19	N/A
254	2690	1	2	S5-300	Stairs. Fire Tower	Fire Tower across from Classroom 300	Ceiling	Efflorescence					N/A	N/A	3/4/19	3/6/19	N/A	3/8/19	216
255	2690	1	2	S5-300	Stairs. Fire Tower	Fire Tower across from Classroom 300	Floor						N/A	N/A	3/4/19	3/6/19	N/A	3/8/19	N/A

Task ID	ULCS#	Element	Floor	Space # (on Floor Plan)	Space Type	On Site Room Name	Component	Description of Paint and Plaster Damage (i.e. cracking, chipping, gouges, holes, flaking, spalling, efflorescence, significant moisture damage)	Date Mold DDC Issued	Date Asbestos DDC Issued	Miscellaneous Items (e.g. missing/stained ceiling tiles, steam leaks, missing lens covers, buckled floors etc.)	Date Notified Tom Sharer (FAC)	Pre-Cleaning Completed (date)	Contents Moved (date)	Work Area Prepped (date)	Surfaces Stabilized (date)	Contents Back in Place (date)	Final Inspection Approval and Photos (date)	Square Footage of Work Area
256	2690	1	2	S5-300	Stairs. Fire Tower	Fire Tower across from Classroom 300	W1	Cracking, Hole, Flaking, Efflorescence					N/A	N/A	3/4/19	3/6/19	N/A	3/8/19	N/A
257	2690	1	2	S5-300	Stairs. Fire Tower	Fire Tower across from Classroom 300	W2	Cracking, Efflorescence					N/A	N/A	3/4/19	3/6/19	N/A	3/8/19	N/A
258	2690	1	2	S5-300	Stairs. Fire Tower	Fire Tower across from Classroom 300	W3	Chipping on wall and doorframe					N/A	N/A	3/4/19	3/6/19	N/A	3/8/19	N/A
259	2690	1	2	S5-300	Stairs. Fire Tower	Fire Tower across from Classroom 300	W4	Cracking, Flaking on metal pipe					N/A	N/A	3/4/19	3/6/19	N/A	3/8/19	N/A
260	2690	1	2	S3-300	Stairs, Fire Tower	Fire Tower across from Classroom 304 and IMC	Ceiling	No Access											
261	2690	1	2	S3-300	Stairs, Fire Tower	Fire Tower across from Classroom 304 and IMC	Floor	No Access											
262	2690	1	2	S3-300	Stairs, Fire Tower	Fire Tower across from Classroom 304 and IMC	W1	No Access											
263	2690	1	2	S3-300	Stairs, Fire Tower	Fire Tower across from Classroom 304 and IMC	W2	No Access											
264	2690	1	2	S3-300	Stairs, Fire Tower	Fire Tower across from Classroom 304 and IMC	W3	No Access											
265	2690	1	2	S3-300	Stairs, Fire Tower	Fire Tower across from Classroom 304 and IMC	W4	No Access											
266	2690	1	2	H302	Circulation (Hallway)	Hallway outside Classrooms 300-301	W1	Cracking, Chipping on wall, radiators, and metal jackets, Flaking					Prior	N/A	2/5/19	2/6/19	N/A	2/15	300
267	2690	1	2	H302	Circulation (Hallway)	Hallway outside Classrooms 300-301	W2	Chipping on wall and doors, Gouges, Flaking					Prior	N/A	2/5/19	2/6/19	N/A	2/15	54
268	2690	1	2	H302	Circulation (Hallway)	Hallway outside Classrooms 300-301	W3	Cracking, Chipping, Hole, Flaking					Prior	N/A	2/5/19	2/6/19	N/A	2/15	300
269	2690	1	2	H302	Circulation (Hallway)	Hallway outside Classrooms 300-301	W4	Flaking					Prior	N/A	2/5/19	2/6/19	N/A	2/15	54
270	2690	1	2	H300	Circulation (Hallway)	Hallway outside Classrooms 303-307	W1	Chipping, Holes, paint has been stabilized					Prior	N/A	2/5/19	2/6/19	N/A	2/15	72
271	2690	1	2	H300	Circulation (Hallway)	Hallway outside Classrooms 303-307	W2	Cracking, Chipping on wall and metal pipe, Holes, Flaking on wall and metal pipe					Prior	N/A	2/5/19	2/6/19	N/A	2/15	672
272	2690	1	2	H300	Circulation (Hallway)	Hallway outside Classrooms 303-307	W3	Chipping , Spalling					Prior	N/A	2/5/19	2/6/19	N/A	2/15	72

Task ID	ULCS#	Element	Floor	Space # (on Floor Plan)	Space Type	On Site Room Name	Component	Description of Paint and Plaster Damage (i.e. cracking, chipping, gouges, holes, flaking, spalling, efflorescence, significant moisture damage)	Date Mold DDC Issued	Date Asbestos DDC Issued	Miscellaneous Items (e.g. missing/stained ceiling tiles, steam leaks, missing lens covers, buckled floors etc.)	Date Notified Tom Sharer (FAC)	Pre-Cleaning Completed (date)	Contents Moved (date)	Work Area Prepped (date)	Surfaces Stabilized (date)	Contents Back in Place (date)	Final Inspection Approval and Photos (date)	Square Footage of Work Area
273	2690	1	2	H300	Circulation (Hallway)	Hallway outside Classrooms 303-307	W4	Cracking, Chipping on wall and metal and plastic jackets, Holes, paint has been stabilized, Flaking					Prior	N/A	2/5/19	2/6/19	N/A	2/15	672
274	2690	1	2	H301	Circulation (Hallway)	Hallway outside Classrooms 308-309	W1	Chipping, Hole, paint has been stabilized					Prior	N/A	2/5/19	2/6/19	N/A	2/15	336
275	2690	1	2	H301	Circulation (Hallway)	Hallway outside Classrooms 308-309	W3	Chipping, Hole, paint has been stabilized					Prior	N/A	2/5/19	2/6/19	N/A	2/15	336
276	2690	1	2	H301	Circulation (Hallway)	Hallway outside Classrooms 308-309	W4	Holes, paint has been stabilized					Prior	N/A	2/5/19	2/6/19	N/A	2/15	54
277	2690	1	2	305	IMC (Library)	IMC	Floor						12/04/2018	12/04/2018	12/05/2018	2/07/2018	N/A	12/07/2018	1,560
278	2690	1	2	305	IMC (Library)	IMC	W1	Cracking, some in air shaft, Chipping, Holes					12/04/2018	12/04/2018	12/05/2018	2/07/2018	N/A	12/07/2018	N/A
279	2690	1	2	305	IMC (Library)	IMC	W2	Cracking					12/04/2018	12/04/2018	12/05/2018	2/07/2018	N/A	12/07/2018	N/A
280	2690	1	2	305	IMC (Library)	IMC	W3	Cracking, Chipping, Flaking behind built in seats					12/04/2018	12/04/2018	12/05/2018	2/07/2018	N/A	12/07/2018	N/A
281	2690	1	2	305	IMC (Library)	IMC	W4	Chipping, Holes					12/04/2018	12/04/2018	12/05/2018	2/07/2018	N/A	12/07/2018	N/A
282	2690	1	2	305D	Storage	IMC Closet	Ceiling						12/04/2018	12/04/2018	12/05/2018	2/07/2018	N/A	12/07/2018	100
283	2690	1	2	305D	Storage	IMC Closet	Floor						12/04/2018	12/04/2018	12/05/2018	2/07/2018	N/A	12/07/2018	100
284	2690	1	2	305D	Storage	IMC Closet	W1	Cracking					12/04/2018	12/04/2018	12/05/2018	2/07/2018	N/A	12/07/2018	100
285	2690	1	2	305D	Storage	IMC Closet	W2	Cracking, Gouge, Flaking					12/04/2018	12/04/2018	12/05/2018	2/07/2018	N/A	12/07/2018	100
286	2690	1	2	305D	Storage	IMC Closet	W3	Cracking					12/04/2018	12/04/2018	12/05/2018	2/07/2018	N/A	12/07/2018	100
287	2690	1	2	305D	Storage	IMC Closet	W4	Cracking					12/04/2018	12/04/2018	12/05/2018	2/07/2018	N/A	12/07/2018	100
288	2690	1	2	305C	Telecommunication Equipment Room	IMC Telecommunication Equipment Room	Floor						12/04/2018	12/04/2018	12/05/2018	2/07/2018	N/A	12/07/2018	100
289	2690	1	2	305C	Telecommunication Equipment Room	IMC Telecommunication Equipment Room	W1	Cracking, Hole					12/04/2018	12/04/2018	12/05/2018	2/07/2018	N/A	12/07/2018	100
290	2690	1	2	305C	Telecommunication Equipment Room	IMC Telecommunication Equipment Room	W2	Cracking, Hole					12/04/2018	12/04/2018	12/05/2018	2/07/2018	N/A	12/07/2018	100
291	2690	1	2	305C	Telecommunication Equipment Room	IMC Telecommunication Equipment Room	W3	Cracking, Holes					12/04/2018	12/04/2018	12/05/2018	2/07/2018	N/A	12/07/2018	100
292	2690	1	2	305C	Telecommunication Equipment Room	IMC Telecommunication Equipment Room	W4	Cracking, Hole					12/04/2018	12/04/2018	12/05/2018	2/07/2018	N/A	12/07/2018	100
293	2690	1	2	315	Teacher Lounge/Dining	Men's Lounge outside 2nd Floor Men's Restroom	Ceiling	Cracking, Flaking above damaged ceiling tile					Prior	Prior	1/21/19	1/23/19	1/26/19	1/25	144
294	2690	1	2	315	Teacher Lounge/Dining	Men's Lounge outside 2nd Floor Men's Restroom	Floor						Prior	Prior	1/21/19	1/23/19	1/26/19	1/25	N/A

Task ID	ULCS#	E l e m e n t	F l o o r	Space # (on Floor Plan)	Space Type	On Site Room Name	Component	Description of Paint and Plaster Damage (i.e. cracking, chipping, gouges, holes, flaking, spalling, efflorescence, significant moisture damage)	Date Mold DDC Issued	Date Asbestos DDC Issued	Miscellaneous Items (e.g. missing/stained ceiling tiles, steam leaks, missing lens covers, buckled floors etc.)	Date Notified Tom Sharer (FAC)	Pre-Cleaning Completed (date)	Contents Moved (date)	Work Area Prepped (date)	Surfaces Stabilized (date)	Contents Back in Place (date)	Final Inspection Approval and Photos (date)	Square Footage of Work Area
295	2690	1	2	315	Teacher Lounge/Dining	Men's Lounge outside 2nd Floor Men's Restroom	W1	Holes, paint has been stabilized on 3					Prior	Prior	1/21/19	1/23/19	1/26/19	1/25	N/A
296	2690	1	2	315	Teacher Lounge/Dining	Men's Lounge outside 2nd Floor Men's Restroom	W2	Holes, paint has been stabilized					Prior	Prior	1/21/19	1/23/19	1/26/19	1/25	N/A
297	2690	1	2	315	Teacher Lounge/Dining	Men's Lounge outside 2nd Floor Men's Restroom	W3	Holes, paint has been stabilized					Prior	Prior	1/21/19	1/23/19	1/26/19	1/25	N/A
298	2690	1	2	315	Teacher Lounge/Dining	Men's Lounge outside 2nd Floor Men's Restroom	W4	Chipping on radiator, Cracking above missing ceiling tile, Holes, paint has been stabilized					Prior	Prior	1/21/19	1/23/19	1/26/19	1/25	N/A
299	2690	1	2	S4-300	Stairs	Stairwell adjacent to Classroom 302	Floor	Chipping on cove and railings					N/A	N/A	2/11/19	2/13/19	N/A	2/15/19	N/A
300	2690	1	2	S4-300	Stairs	Stairwell adjacent to Classroom 302	W1	Chipping on doors and doorframe, Holes, paint has been stabilized on 4, Flaking					N/A	N/A	2/11/19	2/13/19	N/A	2/15/19	480
301	2690	1	2	S4-300	Stairs	Stairwell adjacent to Classroom 302	W2	Cracking, Hole, paint has been stabilized, Flaking					N/A	N/A	2/11/19	2/13/19	N/A	2/15/19	N/A
302	2690	1	2	S4-300	Stairs	Stairwell adjacent to Classroom 302	W3	Cracking					N/A	N/A	2/11/19	2/13/19	N/A	2/15/19	N/A
303	2690	1	2	S4-300	Stairs	Stairwell adjacent to Classroom 302	W4	Hole, paint has been stabilized, Flaking					N/A	N/A	2/11/19	2/13/19	N/A	2/15/19	N/A
304	2690	1	2	S2-300	Stairs	Stairwell adjacent to Classroom 307	Ceiling	Flaking					N/A	N/A	3/4/19	3/6/19	N/A	3/8/19	324
305	2690	1	2	S2-300	Stairs	Stairwell adjacent to Classroom 307	Floor	Chipping on stairs, cove and railings					N/A	N/A	3/4/19	3/6/19	N/A	3/8/19	N/A
306	2690	1	2	S2-300	Stairs	Stairwell adjacent to Classroom 307	W1	Cracking, Flaking					N/A	N/A	3/4/19	3/6/19	N/A	3/8/19	N/A
307	2690	1	2	S2-300	Stairs	Stairwell adjacent to Classroom 307	W2	Chipping, Hole, paint has been stabilized, Flaking					N/A	N/A	3/4/19	3/6/19	N/A	3/8/19	N/A
308	2690	1	2	S2-300	Stairs	Stairwell adjacent to Classroom 307	W3	Chipping on doors, Holes, paint has been stabilized, Flaking on doors, Efflorescence					N/A	N/A	3/4/19	3/6/19	N/A	3/8/19	N/A
309	2690	1	2	S2-300	Stairs	Stairwell adjacent to Classroom 307	W4	Flaking					N/A	N/A	3/4/19	3/6/19	N/A	3/8/19	N/A
310	2690	1	2	S1-300	Stairs	Stairwell adjacent to Classroom 309	Floor	Chipping on stairs, cove and railings					N/A	N/A	2/25/19	2/27/19	N/A	3/1/19	N/A
311	2690	1	2	S1-300	Stairs	Stairwell adjacent to Classroom 309	W1	Cracking, Flaking					N/A	N/A	2/25/19	2/27/19	N/A	3/1/19	279
312	2690	1	2	S1-300	Stairs	Stairwell adjacent to Classroom 309	W2	Chipping on doors and doorframe, Holes					N/A	N/A	2/25/19	2/27/19	N/A	3/1/19	N/A
313	2690	1	2	S1-300	Stairs	Stairwell adjacent to Classroom 309	W3	Cracking, Holes, Flaking					N/A	N/A	2/25/19	2/27/19	N/A	3/1/19	N/A
314	2690	1	2	S1-300	Stairs	Stairwell adjacent to Classroom 309	W4	Cracking, Holes, paint has been stabilized					N/A	N/A	2/25/19	2/27/19	N/A	3/1/19	N/A
315	2690	1	2	313A	Circulation (Hallway)	Vestibule outside 2nd Floor Girl's Restroom	Ceiling	Cracking, Flaking					N/A	N/A	1/28/19	1/30/19	N/A	2/1/19	35
316	2690	1	2	313A	Circulation (Hallway)	Vestibule outside 2nd Floor Girl's Restroom	W1	Flaking					N/A	N/A	1/28/19	1/30/19	N/A	2/1/19	N/A

Task ID	ULCS#	Element	Floor	Space # (on Floor Plan)	Space Type	On Site Room Name	Component	Description of Paint and Plaster Damage (i.e. cracking, chipping, gouges, holes, flaking, spalling, efflorescence, significant moisture damage)	Date Mold DDC Issued	Date Asbestos DDC Issued	Miscellaneous Items (e.g. missing/stained ceiling tiles, steam leaks, missing lens covers, buckled floors etc.)	Date Notified Tom Sharer (FAC)	Pre-Cleaning Completed (date)	Contents Moved (date)	Work Area Prepped (date)	Surfaces Stabilized (date)	Contents Back in Place (date)	Final Inspection Approval and Photos (date)	Square Footage of Work Area
317	2690	1	2	313A	Circulation (Hallway)	Vestibule outside 2nd Floor Girl's Restroom	W2	Cracking, Gouge					N/A	N/A	1/28/19	1/30/19	N/A	2/1/19	N/A
318	2690	1	2	313A	Circulation (Hallway)	Vestibule outside 2nd Floor Girl's Restroom	W3	Cracking, Hole, paint has been stabilized					N/A	N/A	1/28/19	1/30/19	N/A	2/1/19	N/A
319	2690	1	2	313A	Circulation (Hallway)	Vestibule outside 2nd Floor Girl's Restroom	W4	Cracking					N/A	N/A	1/28/19	1/30/19	N/A	2/1/19	N/A
320	2690	1	2	310	Teacher Lounge/Dining	Women's Lounge outside 2nd Floor Women's Restroom	W1	Chipping, Flaking					Prior	Prior	1/21/19	1/23/19	1/26/19	1/25/19	96
321	2690	1	2	310	Teacher Lounge/Dining	Women's Lounge outside 2nd Floor Women's Restroom	W2	Cracking, Flaking					Prior	Prior	1/21/19	1/23/19	1/26/19	1/25/19	72
322	2690	1	2	310	Teacher Lounge/Dining	Women's Lounge outside 2nd Floor Women's Restroom	W3	Cracking, Holes, Flaking					Prior	Prior	1/21/19	1/23/19	1/26/19	1/25/19	96
323	2690	1	2	310	Teacher Lounge/Dining	Women's Lounge outside 2nd Floor Women's Restroom	W4	Cracking, Flaking, Spalling					Prior	Prior	1/21/19	1/23/19	1/26/19	1/25/19	72
324	2690	1	1	200	Primary	Classroom 200	W1	Cracking, Chipping on wall and metal jacket					N/A	N/A	N/A	N/A	N/A	N/A	N/A
325	2690	1	1	200	Primary	Classroom 200	W2	Cracking, Chipping, Holes					N/A	N/A	N/A	N/A	N/A	N/A	N/A
326	2690	1	1	200	Primary	Classroom 200	W3	Cracking, Chipping, Flaking behind radiators					N/A	N/A	N/A	N/A	N/A	N/A	N/A
327	2690	1	1	200	Primary	Classroom 200	W4						N/A	N/A	N/A	N/A	N/A	N/A	N/A
328	2690	1	1	200A	Storage	Classroom 200 Closet	Ceiling						N/A	N/A	N/A	N/A	N/A	N/A	N/A
329	2690	1	1	200A	Storage	Classroom 200 Closet	Floor						N/A	N/A	N/A	N/A	N/A	N/A	N/A

Task ID	ULCS#	Element	Floor	Space # (on Floor Plan)	Space Type	On Site Room Name	Component	Description of Paint and Plaster Damage (i.e. cracking, chipping, gouges, holes, flaking, spalling, efflorescence, significant moisture damage)	Date Mold DDC Issued	Date Asbestos DDC Issued	Miscellaneous Items (e.g. missing/stained ceiling tiles, steam leaks, missing lens covers, buckled floors etc.)	Date Notified Tom Sharer (FAC)	Pre-Cleaning Completed (date)	Contents Moved (date)	Work Area Prepped (date)	Surfaces Stabilized (date)	Contents Back in Place (date)	Final Inspection Approval and Photos (date)	Square Footage of Work Area
330	2690	1	1	200A	Storage	Classroom 200 Closet	W1						N/A	N/A	N/A	N/A	N/A	N/A	N/A
331	2690	1	1	200A	Storage	Classroom 200 Closet	W2						N/A	N/A	N/A	N/A	N/A	N/A	N/A
332	2690	1	1	200A	Storage	Classroom 200 Closet	W3						N/A	N/A	N/A	N/A	N/A	N/A	N/A
333	2690	1	1	200A	Storage	Classroom 200 Closet	W4	Cracking					N/A	N/A	N/A	N/A	N/A	N/A	N/A
334	2690	1	1	201	Primary	Classroom 201	W1	Chipping on doorframe and cove					N/A	N/A	N/A	N/A	N/A	N/A	N/A
335	2690	1	1	201	Primary	Classroom 201	W2	Cracking, Chipping on cove					N/A	N/A	N/A	N/A	N/A	N/A	N/A
336	2690	1	1	201	Primary	Classroom 201	W3	Flaking behind radiator and cover					N/A	N/A	N/A	N/A	N/A	N/A	N/A
337	2690	1	1	201A	Storage	Classroom 201 Closet	Floor						N/A	N/A	N/A	N/A	N/A	N/A	N/A
338	2690	1	1	201A	Storage	Classroom 201 Closet	W1	Cracking, Hole					N/A	N/A	N/A	N/A	N/A	N/A	N/A
339	2690	1	1	201A	Storage	Classroom 201 Closet	W2	Flaking on metal pipe					N/A	N/A	N/A	N/A	N/A	N/A	N/A
340	2690	1	1	201A	Storage	Classroom 201 Closet	W3						N/A	N/A	N/A	N/A	N/A	N/A	N/A

Task ID	ULCS#	Element	Floor	Space # (on Floor Plan)	Space Type	On Site Room Name	Component	Description of Paint and Plaster Damage (i.e. cracking, chipping, gouges, holes, flaking, spalling, efflorescence, significant moisture damage)	Date Mold DDC Issued	Date Asbestos DDC Issued	Miscellaneous Items (e.g. missing/stained ceiling tiles, steam leaks, missing lens covers, buckled floors etc.)	Date Notified Tom Sharer (FAC)	Pre-Cleaning Completed (date)	Contents Moved (date)	Work Area Prepped (date)	Surfaces Stabilized (date)	Contents Back in Place (date)	Final Inspection Approval and Photos (date)	Square Footage of Work Area
341	2690	1	1	201A	Storage	Classroom 201 Closet	W4	Cracking, Chipping, Flaking					N/A	N/A	N/A	N/A	N/A	N/A	N/A
342	2690	1	1	202	Primary	Classroom 202	W1	Chipping on wall, door and doorframe, Hole, paint has been stabilized					N/A	N/A	N/A	N/A	N/A	N/A	N/A
343	2690	1	1	202	Primary	Classroom 202	W2	Cracking, Chipping					N/A	N/A	N/A	N/A	N/A	N/A	N/A
344	2690	1	1	202	Primary	Classroom 202	W3	Chipping on radiators, Flaking behind shelves					N/A	N/A	N/A	N/A	N/A	N/A	N/A
345	2690	1	1	202	Primary	Classroom 202	W4	Cracking					N/A	N/A	N/A	N/A	N/A	N/A	N/A
346	2690	1	1	202A	Storage	Classroom 202 Closet	W2						N/A	N/A	N/A	N/A	N/A	N/A	N/A
347	2690	1	1	202A	Storage	Classroom 202 Closet	W3	Chipping on radiator, Hole, Flaking					N/A	N/A	N/A	N/A	N/A	N/A	N/A
348	2690	1	1	202A	Storage	Classroom 202 Closet	W4						N/A	N/A	N/A	N/A	N/A	N/A	N/A
349	2690	1	1	204	Computer - Intermediate Middle	Classroom 204	W1	Chipping on wall and cove, Holes around entrance, paint has been stabilized, Hole in air shaft					12/03/2018	12/03/2018	12/03/2018	2/04/2018	N/A	12/05/2018	1,090
350	2690	1	1	204	Computer - Intermediate Middle	Classroom 204	W2	Chipping					12/03/2018	12/03/2018	12/03/2018	2/04/2018	N/A	12/05/2018	1,090
351	2690	1	1	204	Computer - Intermediate Middle	Classroom 204	W3	Chipping on radiators, Flaking behind radiators					12/03/2018	12/03/2018	12/03/2018	2/04/2018	N/A	12/05/2018	1,090
352	2690	1	1	204	Computer - Intermediate Middle	Classroom 204	W4	Chipping					12/03/2018	12/03/2018	12/03/2018	2/04/2018	N/A	12/05/2018	1,090

Task ID	ULCS#	Element	Floor	Space # (on Floor Plan)	Space Type	On Site Room Name	Component	Description of Paint and Plaster Damage (i.e. cracking, chipping, gouges, holes, flaking, spalling, efflorescence, significant moisture damage)	Date Mold DDC Issued	Date Asbestos DDC Issued	Miscellaneous Items (e.g. missing/stained ceiling tiles, steam leaks, missing lens covers, buckled floors etc.)	Date Notified Tom Sharer (FAC)	Pre-Cleaning Completed (date)	Contents Moved (date)	Work Area Prepped (date)	Surfaces Stabilized (date)	Contents Back in Place (date)	Final Inspection Approval and Photos (date)	Square Footage of Work Area
353	2690	1	1	204C	Storage	Classroom 204 Closet near Entrance	W2	Cracking, Hole					12/03/2018	12/03/2018	12/03/2018	2/04/2018	N/A	12/05/2018	30
354	2690	1	1	204C	Storage	Classroom 204 Closet near Entrance	W4	Cracking, Holes, paint has been stabilized					12/03/2018	12/03/2018	12/03/2018	2/04/2018	N/A	12/05/2018	30
355	2690	1	1	204B	Storage	Classroom 204 Closet near front of Room	Floor						12/07/2018	12/07/2018	12/07/2018	2/07/2018	12/07/2018	12/07/2018	100
356	2690	1	1	204B	Storage	Classroom 204 Closet near front of Room	W1	Cracking, Chipping, Flaking					12/07/2018	12/07/2018	12/07/2018	2/07/2018	12/07/2018	12/07/2018	100
357	2690	1	1	204B	Storage	Classroom 204 Closet near front of Room	W2	Cracking					12/07/2018	12/07/2018	12/07/2018	2/07/2018	12/07/2018	12/07/2018	100
358	2690	1	1	204B	Storage	Classroom 204 Closet near front of Room	W3	Cracking					12/07/2018	12/07/2018	12/07/2018	2/07/2018	12/07/2018	12/07/2018	100
359	2690	1	1	204B	Storage	Classroom 204 Closet near front of Room	W4	Cracking, Chipping, Gouges					12/07/2018	12/07/2018	12/07/2018	2/07/2018	12/07/2018	12/07/2018	100
360	2690	1	1	204A	Administrative Office	Classroom 204 Office	Ceiling	Flaking above window					12/03/2018	12/03/2018	12/03/2018	2/04/2018	N/A	12/05/2018	435
361	2690	1	1	204A	Administrative Office	Classroom 204 Office	Floor						12/03/2018	12/03/2018	12/03/2018	2/04/2018	N/A	12/05/2018	435
362	2690	1	1	204A	Administrative Office	Classroom 204 Office	W4	Chipping on radiator, Flaking behind radiator					12/03/2018	12/03/2018	12/03/2018	2/04/2018	N/A	12/05/2018	435
363	2690	1	1	204D	Storage	Classroom 204 Office Closet	Floor						12/03/2018	12/03/2018	12/03/2018	2/04/2018	N/A	12/05/2018	24
364	2690	1	1	204D	Storage	Classroom 204 Office Closet	W2						12/03/2018	12/03/2018	12/03/2018	2/04/2018	N/A	12/05/2018	0
365	2690	1	1	204D	Storage	Classroom 204 Office Closet	W3	Cracking					12/03/2018	12/03/2018	12/03/2018	2/04/2018	N/A	12/05/2018	0
366	2690	1	1	204D	Storage	Classroom 204 Office Closet	W4	Cracking					12/03/2018	12/03/2018	12/03/2018	2/04/2018	N/A	12/05/2018	0
367	2690	1	1	207	Primary	Classroom 207	Floor						12/03/2018	12/03/2018	12/03/2018	2/04/2018	N/A	12/05/2018	780
368	2690	1	1	207	Primary	Classroom 207	W1	Cracking, Chipping, Hole					12/03/2018	12/03/2018	12/03/2018	2/04/2018	N/A	12/05/2018	780
369	2690	1	1	207	Primary	Classroom 207	W2	Chipping, Flaking					12/03/2018	12/03/2018	12/03/2018	2/04/2018	N/A	12/05/2018	780
370	2690	1	1	207	Primary	Classroom 207	W3	Chipping on radiators, Holes, paint has been stabilized on 3, Flaking on wall and behind radiators					12/03/2018	12/03/2018	12/03/2018	2/04/2018	N/A	12/05/2018	780
371	2690	1	1	207	Primary	Classroom 207	W4	Cracking, Chipping, Flaking in air shaft					12/03/2018	12/03/2018	12/03/2018	2/04/2018	N/A	12/05/2018	780
372	2690	1	1	207A	Storage	Classroom 207 Closet	Ceiling						12/03/2018	12/03/2018	12/03/2018	2/04/2018	N/A	12/05/2018	120
373	2690	1	1	207A	Storage	Classroom 207 Closet	Floor						12/03/2018	12/03/2018	12/03/2018	2/04/2018	N/A	12/05/2018	120
374	2690	1	1	207A	Storage	Classroom 207 Closet	W1	Cracking					12/03/2018	12/03/2018	12/03/2018	2/04/2018	N/A	12/05/2018	120
375	2690	1	1	207A	Storage	Classroom 207 Closet	W2	Flaking					12/03/2018	12/03/2018	12/03/2018	2/04/2018	N/A	12/05/2018	120

Task ID	ULCS#	Element	Floor	Space # (on Floor Plan)	Space Type	On Site Room Name	Component	Description of Paint and Plaster Damage (i.e. cracking, chipping, gouges, holes, flaking, spalling, efflorescence, significant moisture damage)	Date Mold DDC Issued	Date Asbestos DDC Issued	Miscellaneous Items (e.g. missing/stained ceiling tiles, steam leaks, missing lens covers, buckled floors etc.)	Date Notified Tom Sharer (FAC)	Pre-Cleaning Completed (date)	Contents Moved (date)	Work Area Prepped (date)	Surfaces Stabilized (date)	Contents Back in Place (date)	Final Inspection Approval and Photos (date)	Square Footage of Work Area
376	2690	1	1	207A	Storage	Classroom 207 Closet	W3						12/03/2018	12/03/2018	12/03/2018	2/04/2018	N/A	12/05/2018	120
377	2690	1	1	207A	Storage	Classroom 207 Closet	W4						12/03/2018	12/03/2018	12/03/2018	2/04/2018	N/A	12/05/2018	120
378	2690	1	1	208	Primary	Classroom 208	W1	Cracking, Chipping, Flaking					N/A	N/A	N/A	N/A	N/A	N/A	N/A
379	2690	1	1	208	Primary	Classroom 208	W2	Cracking, Chipping on wall and water fountain					N/A	N/A	N/A	N/A	N/A	N/A	N/A
380	2690	1	1	208	Primary	Classroom 208	W3	Cracking, Chipping, Flaking behind radiators and covers					N/A	N/A	N/A	N/A	N/A	N/A	N/A
381	2690	1	1	208	Primary	Classroom 208	W4	Cracking, Chipping					N/A	N/A	N/A	N/A	N/A	N/A	N/A
382	2690	1	1	208B	Storage	Classroom 208 Coat Closet	W1	Cracking, Holes, paint has been stabilized					N/A	N/A	N/A	N/A	N/A	N/A	N/A
383	2690	1	1	208B	Storage	Classroom 208 Coat Closet	W2	Cracking, Flaking on wall and behind radiator					N/A	N/A	N/A	N/A	N/A	N/A	N/A
384	2690	1	1	208B	Storage	Classroom 208 Coat Closet	W3	Cracking, Flaking					N/A	N/A	N/A	N/A	N/A	N/A	N/A
385	2690	1	1	208A	Storage	Classroom 208 Storage Closet	Ceiling	No Access					N/A	N/A	N/A	N/A	N/A	N/A	N/A
386	2690	1	1	208A	Storage	Classroom 208 Storage Closet	Floor	No Access					N/A	N/A	N/A	N/A	N/A	N/A	N/A
387	2690	1	1	208A	Storage	Classroom 208 Storage Closet	W1	No Access					N/A	N/A	N/A	N/A	N/A	N/A	N/A

Task ID	ULCS#	E l e m e n t	F l o o r	Space # (on Floor Plan)	Space Type	On Site Room Name	Component	Description of Paint and Plaster Damage (i.e. cracking, chipping, gouges, holes, flaking, spalling, efflorescence, significant moisture damage)	Date Mold DDC Issued	Date Asbestos DDC Issued	Miscellaneous Items (e.g. missing/stained ceiling tiles, steam leaks, missing lens covers, buckled floors etc.)	Date Notified Tom Sharer (FAC)	Pre-Cleaning Completed (date)	Contents Moved (date)	Work Area Prepped (date)	Surfaces Stabilized (date)	Contents Back in Place (date)	Final Inspection Approval and Photos (date)	Square Footage of Work Area
388	2690	1	1	208A	Storage	Classroom 208 Storage Closet	W2	No Access					N/A	N/A	N/A	N/A	N/A	N/A	N/A
389	2690	1	1	208A	Storage	Classroom 208 Storage Closet	W3	No Access					N/A	N/A	N/A	N/A	N/A	N/A	N/A
390	2690	1	1	208A	Storage	Classroom 208 Storage Closet	W4	No Access					N/A	N/A	N/A	N/A	N/A	N/A	N/A
391	2690	1	1	209	Primary	Classroom 209	W1	Chipping, Flaking					N/A	N/A	N/A	N/A	N/A	N/A	N/A
392	2690	1	1	209	Primary	Classroom 209	W2	Chipping, Spalling					N/A	N/A	N/A	N/A	N/A	N/A	N/A
393	2690	1	1	209	Primary	Classroom 209	W3	Chipping, Holes, paint has been stabilized, Flaking					N/A	N/A	N/A	N/A	N/A	N/A	N/A
394	2690	1	1	209	Primary	Classroom 209	W4	Chipping					N/A	N/A	N/A	N/A	N/A	N/A	N/A
395	2690	1	1	209A	Storage	Classroom 209 Storage Area to right of Entrance	Ceiling	Flaking					N/A	N/A	N/A	N/A	N/A	N/A	N/A
396	2690	1	1	209A	Storage	Classroom 209 Storage Area to right of Entrance	Floor						N/A	N/A	N/A	N/A	N/A	N/A	N/A
397	2690	1	1	209A	Storage	Classroom 209 Storage Area to right of Entrance	W1	Cracking, Chipping, Flaking					N/A	N/A	N/A	N/A	N/A	N/A	N/A
398	2690	1	1	209A	Storage	Classroom 209 Storage Area to right of Entrance	W2						N/A	N/A	N/A	N/A	N/A	N/A	N/A

Task ID	ULCS#	Element	Floor	Space # (on Floor Plan)	Space Type	On Site Room Name	Component	Description of Paint and Plaster Damage (i.e. cracking, chipping, gouges, holes, flaking, spalling, efflorescence, significant moisture damage)	Date Mold DDC Issued	Date Asbestos DDC Issued	Miscellaneous Items (e.g. missing/stained ceiling tiles, steam leaks, missing lens covers, buckled floors etc.)	Date Notified Tom Sharer (FAC)	Pre-Cleaning Completed (date)	Contents Moved (date)	Work Area Prepped (date)	Surfaces Stabilized (date)	Contents Back in Place (date)	Final Inspection Approval and Photos (date)	Square Footage of Work Area
399	2690	1	1	209A	Storage	Classroom 209 Storage Area to right of Entrance	W3	Cracking					N/A	N/A	N/A	N/A	N/A	N/A	N/A
400	2690	1	1	209A	Storage	Classroom 209 Storage Area to right of Entrance	W4	Cracking, Flaking					N/A	N/A	N/A	N/A	N/A	N/A	N/A
401	2690	1	1	200B	Student Restrooms - Male/Female (Classroom)	Classrooms 200 and 201 Restroom	W1	Cracking, Efflorescence					N/A	N/A	N/A	N/A	N/A	N/A	N/A
402	2690	1	1	200B	Student Restrooms - Male/Female (Classroom)	Classrooms 200 and 201 Restroom	W2	Cracking, Chipping on stalls, Flaking behind toilets					N/A	N/A	N/A	N/A	N/A	N/A	N/A
403	2690	1	1	200B	Student Restrooms - Male/Female (Classroom)	Classrooms 200 and 201 Restroom	W3	Chipping, Flaking					N/A	N/A	N/A	N/A	N/A	N/A	N/A
404	2690	1	1	200B	Student Restrooms - Male/Female (Classroom)	Classrooms 200 and 201 Restroom	W4	Chipping on radiator cover, Flaking on wall and radiator					N/A	N/A	N/A	N/A	N/A	N/A	N/A
405	2690	1	1	208C	Student Restrooms - Male/Female (Classroom)	Classrooms 208 and 209 Restroom	Ceiling	Cracking					N/A	N/A	N/A	N/A	N/A	N/A	N/A
406	2690	1	1	208C	Student Restrooms - Male/Female (Classroom)	Classrooms 208 and 209 Restroom	W1	Chipping on door, doorframe, and radiator, Flaking					N/A	N/A	N/A	N/A	N/A	N/A	N/A
407	2690	1	1	208C	Student Restrooms - Male/Female (Classroom)	Classrooms 208 and 209 Restroom	W2	Cracking					N/A	N/A	N/A	N/A	N/A	N/A	N/A
408	2690	1	1	208C	Student Restrooms - Male/Female (Classroom)	Classrooms 208 and 209 Restroom	W3	Cracking, Chipping, Flaking on door and doorframe					N/A	N/A	N/A	N/A	N/A	N/A	N/A
409	2690	1	1	214	Administrative Office	Counselor's Office adjacent to Classroom 200	W1	Cracking, Holes, paint has been stabilized, Flaking on door and frame					Prior	Prior	1/14/19	1/16/19	1/19/19	1/18	200

Task ID	ULCS#	E l e m e n t	F l o o r	Space # (on Floor Plan)	Space Type	On Site Room Name	Component	Description of Paint and Plaster Damage (i.e. cracking, chipping, gouges, holes, flaking, spalling, efflorescence, significant moisture damage)	Date Mold DDC Issued	Date Asbestos DDC Issued	Miscellaneous Items (e.g. missing/stained ceiling tiles, steam leaks, missing lens covers, buckled floors etc.)	Date Notified Tom Sharer (FAC)	Pre-Cleaning Completed (date)	Contents Moved (date)	Work Area Prepped (date)	Surfaces Stabilized (date)	Contents Back in Place (date)	Final Inspection Approval and Photos (date)	Square Footage of Work Area
410	2690	1	1	214	Administrative Office	Counselor's Office adjacent to Classroom 200	W2	Cracking, Chipping on wood cabinet and bulletin board frame, Holes, paint has been stabilized					Prior	Prior	1/14/19	1/16/19	1/19/19	1/18	N/A
411	2690	1	1	214	Administrative Office	Counselor's Office adjacent to Classroom 200	W3	Cracking, Holes, paint has been stabilized					Prior	Prior	1/14/19	1/16/19	1/19/19	1/18	N/A
412	2690	1	1	214	Administrative Office	Counselor's Office adjacent to Classroom 200	W4	Chipping on cove and radiator, Holes, paint has been stabilized, Flaking behind radiator					Prior	Prior	1/14/19	1/16/19	1/19/19	1/18	N/A
413	2690	1	1	214A	Restrooms, Staff - Male/Female	Counselor's Office Restroom	Ceiling	Cracking					Prior	Prior	1/14/19	1/16/19	1/19/19	1/18	40
414	2690	1	1	214A	Restrooms, Staff - Male/Female	Counselor's Office Restroom	Floor						Prior	Prior	1/14/19	1/16/19	1/19/19	1/18	N/A
415	2690	1	1	214A	Restrooms, Staff - Male/Female	Counselor's Office Restroom	W1	Chipping on door and doorframe, Holes, paint has been stabilized					Prior	Prior	1/14/19	1/16/19	1/19/19	1/18	N/A
416	2690	1	1	214A	Restrooms, Staff - Male/Female	Counselor's Office Restroom	W2	Cracking, Holes, paint has been stabilized					Prior	Prior	1/14/19	1/16/19	1/19/19	1/18	N/A
417	2690	1	1	214A	Restrooms, Staff - Male/Female	Counselor's Office Restroom	W3	Chipping on radiator, Holes, paint has been stabilized on 3					Prior	Prior	1/14/19	1/16/19	1/19/19	1/18	N/A
418	2690	1	1	214A	Restrooms, Staff - Male/Female	Counselor's Office Restroom	W4	Holes, paint has been stabilized					Prior	Prior	1/14/19	1/16/19	1/19/19	1/18	N/A
419	2690	1	1	S5-200	Stairs, Fire Tower	Fire Tower across from Classroom 200	W1	Cracking, Holes					N/A	N/A	3/4/19	3/6/19	N/A	3/8/19	216
420	2690	1	1	S5-200	Stairs, Fire Tower	Fire Tower across from Classroom 200	W2	Cracking					N/A	N/A	3/4/19	3/6/19	N/A	3/8/19	N/A
421	2690	1	1	S5-200	Stairs, Fire Tower	Fire Tower across from Classroom 200	W3	Chipping on doorframe					N/A	N/A	3/4/19	3/6/19	N/A	3/8/19	N/A
422	2690	1	1	S5-200	Stairs, Fire Tower	Fire Tower across from Classroom 200	W4	Cracking, Chipping on door and doorframe					N/A	N/A	3/4/19	3/6/19	N/A	3/8/19	N/A
423	2690	1	1	S3-200	Stairs, Fire Tower	Fire Tower across from Classroom 204	Floor	Chipping on left side, flaking on right side											
424	2690	1	1	S3-200	Stairs, Fire Tower	Fire Tower across from Classroom 204	W1	Chipping on door and doorframe on left and right sides											
425	2690	1	1	S3-200	Stairs, Fire Tower	Fire Tower across from Classroom 204	W3	Chipping on door and doorframe on left and right sides											
426	2690	1	1	H201	Circulation (Hallway)	Hallway outside Classroom 208	W1	Cracking, Holes					Prior	N/A	2/12/19	2/12/19	N/A	2/15/19	264
427	2690	1	1	H201	Circulation (Hallway)	Hallway outside Classroom 208	W2	Chipping on doors and frame, Holes, paint has been stabilized					Prior	N/A	2/12/19	2/12/19	N/A	2/15/19	54
428	2690	1	1	H201	Circulation (Hallway)	Hallway outside Classroom 208	W3	Cracking, Chipping					Prior	N/A	2/12/19	2/12/19	N/A	2/15/19	264
429	2690	1	1	H201	Circulation (Hallway)	Hallway outside Classroom 208	W4	Holes, paint has been stabilized					Prior	N/A	2/12/19	2/12/19	N/A	2/15/19	54

Task ID	ULCS#	E l e m e n t	F l o o r	Space # (on Floor Plan)	Space Type	On Site Room Name	Component	Description of Paint and Plaster Damage (i.e. cracking, chipping, gouges, holes, flaking, spalling, efflorescence, significant moisture damage)	Date Mold DDC Issued	Date Asbestos DDC Issued	Miscellaneous Items (e.g. missing/stained ceiling tiles, steam leaks, missing lens covers, buckled floors etc.)	Date Notified Tom Sharer (FAC)	Pre-Cleaning Completed (date)	Contents Moved (date)	Work Area Prepped (date)	Surfaces Stabilized (date)	Contents Back in Place (date)	Final Inspection Approval and Photos (date)	Square Footage of Work Area
430	2690	1	1	H202	Circulation (Hallway)	Hallway outside Classrooms 200-201	W1	Cracking, Chipping on radiator covers and metal jackets, Holes, paint has been stabilized					N/A	N/A	2/11/19	2/13/19	N/A	2/15/19	300
431	2690	1	1	H202	Circulation (Hallway)	Hallway outside Classrooms 200-201	W2	Chipping, Flaking on doors and doorframe					N/A	N/A	2/11/19	2/13/19	N/A	2/15/19	54
432	2690	1	1	H202	Circulation (Hallway)	Hallway outside Classrooms 200-201	W3	Chipping					N/A	N/A	2/11/19	2/13/19	N/A	2/15/19	300
433	2690	1	1	H200	Circulation (Hallway)	Hallway outside Offices 203-206	W1	Chipping on wall, doors, and doorframe, Gouges, paint has been stabilized, Flaking on doors and doorframe					Prior	N/A	2/12/19	2/12/19	N/A	2/15/19	72
434	2690	1	1	H200	Circulation (Hallway)	Hallway outside Offices 203-206	W2	Cracking, Chipping, Holes					Prior	N/A	2/12/19	2/12/19	N/A	2/15/19	672
435	2690	1	1	H200	Circulation (Hallway)	Hallway outside Offices 203-206	W3	Hole, paint has been stabilized					Prior	N/A	2/12/19	2/12/19	N/A	2/15/19	72
436	2690	1	1	H200	Circulation (Hallway)	Hallway outside Offices 203-206	W4	Cracking, Chipping on metal jackets and radiator, Holes, paint has been stabilized on 1					Prior	N/A	2/12/19	2/12/19	N/A	2/15/19	672
437	2690	1	1	210	Administrative Office	Main Office	W1	Cracking, Chipping on doorframe, Flaking					Prior	4/17/19	4/17/19	4/19/19	4/22/19	4/19/19	84
438	2690	1	1	210	Administrative Office	Main Office	W2	Chipping on radiator, Flaking behind radiator					Prior	4/17/19	4/17/19	4/19/19	4/22/19	4/19/19	132
439	2690	1	1	210	Administrative Office	Main Office	W3	Cracking, Chipping on conduit box					Prior	4/17/19	4/17/19	4/19/19	4/22/19	4/19/19	84
440	2690	1	1	210	Administrative Office	Main Office	W4	Cracking					Prior	4/17/19	4/17/19	4/19/19	4/22/19	4/19/19	132
441	2690	1	1	210B	Administrative Office	Main Office Assistant Principal's Office	Floor						Prior	4/17/19	4/17/19	4/18/19	4/22/19	4/18/19	90
442	2690	1	1	210B	Administrative Office	Main Office Assistant Principal's Office	W1	Chipping on doorframe					Prior	4/17/19	4/17/19	4/18/19	4/22/19	4/18/19	N/A
443	2690	1	1	210B	Administrative Office	Main Office Assistant Principal's Office	W2	Cracking					Prior	4/17/19	4/17/19	4/18/19	4/22/19	4/18/19	N/A
444	2690	1	1	210B	Administrative Office	Main Office Assistant Principal's Office	W3	Cracking, Chipping on radiator					Prior	4/17/19	4/17/19	4/18/19	4/22/19	4/18/19	N/A
445	2690	1	1	210B	Administrative Office	Main Office Assistant Principal's Office	W4	Chipping					Prior	4/17/19	4/17/19	4/18/19	4/22/19	4/18/19	N/A
446	2690	1	1	210A	Storage	Main Office Closet	W2	Chipping on metal pipe					Prior	4/17/19	4/17/19	4/18/19	4/22/19	4/18/19	50
447	2690	1	1	210A	Storage	Main Office Closet	W3						Prior	4/17/19	4/17/19	4/18/19	4/22/19	4/18/19	50
448	2690	1	1	210A	Storage	Main Office Closet	W4	Chipping					Prior	4/17/19	4/17/19	4/18/19	4/22/19	4/18/19	50
449	2690	1	1	211	Restrooms, Staff - Male/Female	Main Office Restroom	W1	Chipping on doorframe, Hole					Prior	4/17/19	4/17/19	4/18/19	N/A	4/18/19	60
450	2690	1	1	211	Restrooms, Staff - Male/Female	Main Office Restroom	W2	Hole, paint has been stabilized, Flaking					Prior	4/17/19	4/17/19	4/18/19	N/A	4/18/19	N/A
451	2690	1	1	211	Restrooms, Staff - Male/Female	Main Office Restroom	W3	Chipping on radiator, Hole					Prior	4/17/19	4/17/19	4/18/19	N/A	4/18/19	N/A

Task ID	ULCS#	E l e m e n t	F l o o r	Space # (on Floor Plan)	Space Type	On Site Room Name	Component	Description of Paint and Plaster Damage (i.e. cracking, chipping, gouges, holes, flaking, spalling, efflorescence, significant moisture damage)	Date Mold DDC Issued	Date Asbestos DDC Issued	Miscellaneous Items (e.g. missing/stained ceiling tiles, steam leaks, missing lens covers, buckled floors etc.)	Date Notified Tom Sharer (FAC)	Pre-Cleaning Completed (date)	Contents Moved (date)	Work Area Prepped (date)	Surfaces Stabilized (date)	Contents Back in Place (date)	Final Inspection Approval and Photos (date)	Square Footage of Work Area
452	2690	1	1	211	Restrooms, Staff - Male/Female	Main Office Restroom	W4	Cracking, Hole, paint has been stabilized					Prior	4/17/19	4/17/19	4/18/19	N/A	4/18/19	N/A
453	2690	1	1	203	Administrative Office	Office 203	W1	Chipping on doorframe					Prior	Prior	1/7/19	1/9/19	1/12/19	1/11/19	50
454	2690	1	1	203	Administrative Office	Office 203	W2	Chipping, Staple Holes					Prior	Prior	1/7/19	1/9/19	1/12/19	1/11/19	50
455	2690	1	1	203	Administrative Office	Office 203	W3	Chipping on radiator, Flaking behind radiator					Prior	Prior	1/7/19	1/9/19	1/12/19	1/11/19	50
456	2690	1	1	203	Administrative Office	Office 203	W4	Cracking, Chipping, Flaking					Prior	Prior	1/7/19	1/9/19	1/12/19	1/11/19	50
457	2690	1	1	205	Administrative Office	Office 205	W1	Cracking, Hole, paint has been stabilized, Flaking, Significant Moisture Damage					Prior	Prior	1/7/19	1/9/19	1/12/19	1/11/19	108
458	2690	1	1	205	Administrative Office	Office 205	W2	Chipping					Prior	Prior	1/7/19	1/9/19	1/12/19	1/11/19	174
459	2690	1	1	205	Administrative Office	Office 205	W3	Hole, paint has been stabilized, Flaking					Prior	Prior	1/7/19	1/9/19	1/12/19	1/11/19	108
460	2690	1	1	205	Administrative Office	Office 205	W4	Holes, paint has been stabilized					Prior	Prior	1/7/19	1/9/19	1/12/19	1/11/19	174
461	2690	1	1	205A	Storage	Office 205 Closet	W1	Cracking, Flaking					Prior	Prior	1/7/19	1/9/19	1/12/19	1/11/19	110
462	2690	1	1	205A	Storage	Office 205 Closet	W2	Cracking, Chipping					Prior	Prior	1/7/19	1/9/19	1/12/19	1/11/19	N/A
463	2690	1	1	205A	Storage	Office 205 Closet	W3	Cracking					Prior	Prior	1/7/19	1/9/19	1/12/19	1/11/19	N/A
464	2690	1	1	205A	Storage	Office 205 Closet	W4	Cracking, Chipping					Prior	Prior	1/7/19	1/9/19	1/12/19	1/11/19	N/A
465	2690	1	1	206	Administrative Office	Office 206	W1	Holes, paint has been stabilized on 1					Prior	Prior	12/27/18	12/27/18	N/A	12/28/18	174
466	2690	1	1	206	Administrative Office	Office 206	W2	Chipping, Hole, paint has been stabilized					Prior	Prior	12/27/18	12/27/18	N/A	12/28/18	174
467	2690	1	1	206	Administrative Office	Office 206	W3	Holes, paint has been stabilized, Flaking on wall and behind radiators and covers					Prior	Prior	12/27/18	12/27/18	N/A	12/28/18	174
468	2690	1	1	206	Administrative Office	Office 206	W4	Cracking, Chipping					Prior	Prior	12/27/18	12/27/18	N/A	12/28/18	174
469	2690	1	1	206A	Storage	Office 206 Closet	Ceiling						Prior	Prior	12/27/18	12/27/18	N/A	12/28/18	N/A
470	2690	1	1	206A	Storage	Office 206 Closet	Floor						Prior	Prior	12/27/18	12/27/18	N/A	12/28/18	N/A
471	2690	1	1	206A	Storage	Office 206 Closet	W1						Prior	Prior	12/27/18	12/27/18	N/A	12/28/18	N/A
472	2690	1	1	206A	Storage	Office 206 Closet	W2	Cracking, Flaking					Prior	Prior	12/27/18	12/27/18	N/A	12/28/18	N/A
473	2690	1	1	206A	Storage	Office 206 Closet	W3	Flaking					Prior	Prior	12/27/18	12/27/18	N/A	12/28/18	N/A
474	2690	1	1	206A	Storage	Office 206 Closet	W4	Cracking, Flaking, Coat hooks pulling off wall					Prior	Prior	12/27/18	12/27/18	N/A	12/28/18	110
475	2690	1	1	213	Administrative Office	Principal's Office	W1	Cracking, Hole					Prior	4/17/19	4/17/19	4/18/19	4/22/19	4/22/19	96
476	2690	1	1	213	Administrative Office	Principal's Office	W2	Flaking on wall and behind radiator					Prior	4/17/19	4/17/19	4/18/19	4/22/19	4/22/19	72
477	2690	1	1	213	Administrative Office	Principal's Office	W3	Cracking					Prior	4/17/19	4/17/19	4/18/19	4/22/19	4/22/19	96
478	2690	1	1	213A	Storage	Principal's Office Storage Area	Floor						Prior	4/17/19	4/17/19	4/18/19	4/22/19	4/22/19	60
479	2690	1	1	213A	Storage	Principal's Office Storage Area	W2	Spalling					Prior	4/17/19	4/17/19	4/18/19	4/22/19	4/22/19	N/A
480	2690	1	1	S4-200	Stairs	Stairwell adjacent to Classroom 202	Ceiling	Flaking					N/A	N/A	2/18/19	2/20/19	N/A	2/22/19	480
481	2690	1	1	S4-200	Stairs	Stairwell adjacent to Classroom 202	Floor	Chipping on cove and railings					N/A	N/A	2/18/19	2/20/19	N/A	2/22/19	N/A

Task ID	ULCS#	Element	Factor	Space # (on Floor Plan)	Space Type	On Site Room Name	Component	Description of Paint and Plaster Damage (i.e. cracking, chipping, gouges, holes, flaking, spalling, efflorescence, significant moisture damage)	Date Mold DDC Issued	Date Asbestos DDC Issued	Miscellaneous Items (e.g. missing/stained ceiling tiles, steam leaks, missing lens covers, buckled floors etc.)	Date Notified Tom Sharer (FAC)	Pre-Cleaning Completed (date)	Contents Moved (date)	Work Area Prepped (date)	Surfaces Stabilized (date)	Contents Back in Place (date)	Final Inspection Approval and Photos (date)	Square Footage of Work Area
482	2690	1	1	S4-200	Stairs	Stairwell adjacent to Classroom 202	W1	Chipping on wall, doors and doorframe, Holes, paint has been stabilized, Flaking on doors and doorframe					N/A	N/A	2/18/19	2/20/19	N/A	2/22/19	N/A
483	2690	1	1	S4-200	Stairs	Stairwell adjacent to Classroom 202	W3	Chipping on doors and doorframe, Hole, paint has been stabilized					N/A	N/A	2/18/19	2/20/19	N/A	2/22/19	N/A
484	2690	1	1	S4-200	Stairs	Stairwell adjacent to Classroom 202	W4	Holes, paint has been stabilized					N/A	N/A	2/18/19	2/20/19	N/A	2/22/19	N/A
485	2690	1	1	S18	Circulation (Hallway)	Stairwell adjacent to Classroom 202 Vestibule	W2	Chipping on radiator, Holes, Flaking on wall and radiator heat shield					N/A	N/A	2/25/19	2/27/19	N/A	3/1/19	100
486	2690	1	1	S18	Circulation (Hallway)	Stairwell adjacent to Classroom 202 Vestibule	W3	Chipping on doors and doorframe, Flaking					N/A	N/A	2/25/19	2/27/19	N/A	3/1/19	N/A
487	2690	1	1	S18	Circulation (Hallway)	Stairwell adjacent to Classroom 202 Vestibule	W4	Holes, paint has been stabilized, Flaking on wall and radiator heat shield					N/A	N/A	2/25/19	2/27/19	N/A	3/1/19	N/A
488	2690	1	1	S2-200	Stairs	Stairwell adjacent to Classroom 207	Ceiling	Flaking					N/A	N/A	3/4/19	3/6/19	N/A	3/8/19	324
489	2690	1	1	S2-200	Stairs	Stairwell adjacent to Classroom 207	Floor	Chipping on stairs and railings					N/A	N/A	3/4/19	3/6/19	N/A	3/8/19	N/A
490	2690	1	1	S2-200	Stairs	Stairwell adjacent to Classroom 207	W1	Chipping on railings, Flaking above windows					N/A	N/A	3/4/19	3/6/19	N/A	3/8/19	N/A
491	2690	1	1	S2-200	Stairs	Stairwell adjacent to Classroom 207	W2	Cracking, Chipping on wall and radiator, Holes, paint has been stabilized					N/A	N/A	3/4/19	3/6/19	N/A	3/8/19	N/A
492	2690	1	1	S2-200	Stairs	Stairwell adjacent to Classroom 207	W3	Holes, some paint has been stabilized					N/A	N/A	3/4/19	3/6/19	N/A	3/8/19	N/A
493	2690	1	1	S2-200	Stairs	Stairwell adjacent to Classroom 207	W4	Cracking, Chipping, Holes, paint has been stabilized					N/A	N/A	3/4/19	3/6/19	N/A	3/8/19	N/A
494	2690	1	1	S1-200	Stairs	Stairwell adjacent to Classroom 209	Ceiling	Chipping					N/A	N/A	2/25/19	2/27/19	N/A	3/1/19	279
495	2690	1	1	S1-200	Stairs	Stairwell adjacent to Classroom 209	Floor	Chipping on stairs, cove, and railings					N/A	N/A	2/25/19	2/27/19	N/A	3/1/19	N/A
496	2690	1	1	S1-200	Stairs	Stairwell adjacent to Classroom 209	W1	Cracking					N/A	N/A	2/25/19	2/27/19	N/A	3/1/19	N/A
497	2690	1	1	S1-200	Stairs	Stairwell adjacent to Classroom 209	W2	Chipping on doors, Gouges					N/A	N/A	2/25/19	2/27/19	N/A	3/1/19	N/A
498	2690	1	1	S1-200	Stairs	Stairwell adjacent to Classroom 209	W3	Cracking, Chipping on metal jackets, Flaking on metal pipe, Spalling, Efflorescence					N/A	N/A	2/25/19	2/27/19	N/A	3/1/19	N/A
499	2690	1	1	S1-200	Stairs	Stairwell adjacent to Classroom 209	W4	Cracking, Spalling					N/A	N/A	2/25/19	2/27/19	N/A	3/1/19	N/A
500	2690	1	1	203B	Circulation (Hallway)	Vestibule 203	W1	Cracking					Prior	Prior	1/7/19	1/9/19	1/12/19	1/11/19	90
501	2690	1	1	203B	Circulation (Hallway)	Vestibule 203	W2	Cracking, Chipping					Prior	Prior	1/7/19	1/9/19	1/12/19	1/11/19	N/A
502	2690	1	1	203B	Circulation (Hallway)	Vestibule 203	W3	Chipping					Prior	Prior	1/7/19	1/9/19	1/12/19	1/11/19	N/A
503	2690	1	1	203B	Circulation (Hallway)	Vestibule 203	W4	Chipping					Prior	Prior	1/7/19	1/9/19	1/12/19	1/11/19	N/A
504	2690	1	1	203A	Storage	Vestibule 203 Closet	Ceiling						Prior	Prior	1/7/19	1/9/19	1/12/19	1/11/19	25

Task ID	ULCS#	Element	Floor	Space # (on Floor Plan)	Space Type	On Site Room Name	Component	Description of Paint and Plaster Damage (i.e. cracking, chipping, gouges, holes, flaking, spalling, efflorescence, significant moisture damage)	Date Mold DDC Issued	Date Asbestos DDC Issued	Miscellaneous Items (e.g. missing/stained ceiling tiles, steam leaks, missing lens covers, buckled floors etc.)	Date Notified Tom Sharer (FAC)	Pre-Cleaning Completed (date)	Contents Moved (date)	Work Area Prepped (date)	Surfaces Stabilized (date)	Contents Back in Place (date)	Final Inspection Approval and Photos (date)	Square Footage of Work Area
505	2690	1	1	203A	Storage	Vestibule 203 Closet	Floor						Prior	Prior	1/7/19	1/9/19	1/12/19	1/11/19	N/A
506	2690	1	1	203A	Storage	Vestibule 203 Closet	W1						Prior	Prior	1/7/19	1/9/19	1/12/19	1/11/19	N/A
507	2690	1	1	203A	Storage	Vestibule 203 Closet	W2						Prior	Prior	1/7/19	1/9/19	1/12/19	1/11/19	N/A
508	2690	1	1	203A	Storage	Vestibule 203 Closet	W3	Chipping					Prior	Prior	1/7/19	1/9/19	1/12/19	1/11/19	N/A
509	2690	1	1	203A	Storage	Vestibule 203 Closet	W4						Prior	Prior	1/7/19	1/9/19	1/12/19	1/11/19	N/A
510	2690	2	0	2-100A	Stage	Auditorium Stage	W3	Chipping					Prior	Prior	2/4/19	2/5/19	N/A	2/11	156
511	2690	2	0	2-100A	Stage	Auditorium Stage	W4	Chipping					Prior	Prior	2/4/19	2/5/19	N/A	2/11	90
512	2690	2	0	2-100	Gymnasium / Auditorium / Cafeteria	Auditorium/Gymnasium/Cafeteria	Ceiling	Flaking on beam					Prior	Prior	2/4/19	2/5/19	N/A	2/11	N/A
513	2690	2	0	2-100	Gymnasium / Auditorium / Cafeteria	Auditorium/Gymnasium/Cafeteria	W1	Cracking, Chipping on wall, doorframe, and office window, Efflorescence					Prior	Prior	2/4/19	2/5/19	N/A	2/11	558
514	2690	2	0	2-100	Gymnasium / Auditorium / Cafeteria	Auditorium/Gymnasium/Cafeteria	W2	Chipping on wall and metal duct					Prior	Prior	2/4/19	2/6/19	N/A	2/11	276
515	2690	2	0	2-100	Gymnasium / Auditorium / Cafeteria	Auditorium/Gymnasium/Cafeteria	W3	Chipping on wall, doors, and frames					Prior	Prior	2/4/19	2/6/19	N/A	2/11	558
516	2690	2	0	2-100	Gymnasium / Auditorium / Cafeteria	Auditorium/Gymnasium/Cafeteria	W4	Chipping					Prior	Prior	2/4/19	2/6/19	N/A	2/11	276
517	2690	1	0	107G	Student Restrooms - Male (4-12)	Basement Boy's Restroom Toilet Area	Ceiling	Flaking on ceiling and metal ducts					N/A	N/A	4/9/19	4/10/19	N/A	4/17/19	701
518	2690	1	0	107G	Student Restrooms - Male (4-12)	Basement Boy's Restroom Toilet Area	Floor						N/A	N/A	4/9/19	4/10/19	N/A	4/17/19	N/A
519	2690	1	0	107G	Student Restrooms - Male (4-12)	Basement Boy's Restroom Toilet Area	W1	Flaking					N/A	N/A	4/9/19	4/10/19	N/A	4/17/19	N/A
520	2690	1	0	107G	Student Restrooms - Male (4-12)	Basement Boy's Restroom Toilet Area	W2	Flaking					N/A	N/A	4/9/19	4/10/19	N/A	4/17/19	N/A
521	2690	1	0	107G	Student Restrooms - Male (4-12)	Basement Boy's Restroom Toilet Area	W3	Flaking					N/A	N/A	4/9/19	4/10/19	N/A	4/17/19	N/A
522	2690	1	0	107G	Student Restrooms - Male (4-12)	Basement Boy's Restroom Toilet Area	W4	Flaking					N/A	N/A	4/9/19	4/10/19	N/A	4/17/19	N/A
523	2690	1	0	107F	Student Restrooms - Male (4-12)	Basement Boy's Restroom Urinal Area	Ceiling	Flaking on ceiling, metal pipes, and metal ducts					N/A	N/A	4/9/19	4/10/19	N/A	4/17/19	144
524	2690	1	0	107F	Student Restrooms - Male (4-12)	Basement Boy's Restroom Urinal Area	Floor						N/A	N/A	4/9/19	4/10/19	N/A	4/17/19	N/A
525	2690	1	0	107F	Student Restrooms - Male (4-12)	Basement Boy's Restroom Urinal Area	W1	Flaking					N/A	N/A	4/9/19	4/10/19	N/A	4/17/19	N/A

Task ID	ULCS#	E l e m e n t	F l o o r	Space # (on Floor Plan)	Space Type	On Site Room Name	Component	Description of Paint and Plaster Damage (i.e. cracking, chipping, gouges, holes, flaking, spalling, efflorescence, significant moisture damage)	Date Mold DDC Issued	Date Asbestos DDC Issued	Miscellaneous Items (e.g. missing/stained ceiling tiles, steam leaks, missing lens covers, buckled floors etc.)	Date Notified Tom Sharer (FAC)	Pre-Cleaning Completed (date)	Contents Moved (date)	Work Area Prepped (date)	Surfaces Stabilized (date)	Contents Back in Place (date)	Final Inspection Approval and Photos (date)	Square Footage of Work Area
526	2690	1	0	107F	Student Restrooms - Male (4-12)	Basement Boy's Restroom Urinal Area	W2	Flaking					N/A	N/A	4/9/19	4/10/19	N/A	4/17/19	N/A
527	2690	1	0	107F	Student Restrooms - Male (4-12)	Basement Boy's Restroom Urinal Area	W3	Flaking					N/A	N/A	4/9/19	4/10/19	N/A	4/17/19	N/A
528	2690	1	0	107F	Student Restrooms - Male (4-12)	Basement Boy's Restroom Urinal Area	W4	Flaking					N/A	N/A	4/9/19	4/10/19	N/A	4/17/19	N/A
529	2690	1	0	100	Student Restrooms - Female (4-12)	Basement Girl's Restroom	Ceiling	Cracking on ACM pipe insulation, Flaking on ceiling, metal pipes, and metal ducts					N/A	N/A	4/8/19	4/9/19	N/A	4/17/19	840
530	2690	1	0	100	Student Restrooms - Female (4-12)	Basement Girl's Restroom	Floor						N/A	N/A	4/8/19	4/9/19	N/A	4/17/19	N/A
531	2690	1	0	100	Student Restrooms - Female (4-12)	Basement Girl's Restroom	W1	Flaking					N/A	N/A	4/8/19	4/9/19	N/A	4/17/19	N/A
532	2690	1	0	100	Student Restrooms - Female (4-12)	Basement Girl's Restroom	W2						N/A	N/A	4/8/19	4/9/19	N/A	4/17/19	N/A
533	2690	1	0	100	Student Restrooms - Female (4-12)	Basement Girl's Restroom	W3	Flaking					N/A	N/A	4/8/19	4/9/19	N/A	4/17/19	N/A
534	2690	1	0	100	Student Restrooms - Female (4-12)	Basement Girl's Restroom	W4	Flaking					N/A	N/A	4/8/19	4/9/19	N/A	4/17/19	N/A
535	2690	1	0	101	Primary	Classroom 101	Ceiling	Cracking on ACM pipe insulation, Chipping on metal duct, metal pipe, and metal steam pipes, Flaking on metal duct and metal steam pipes, Significant Moisture Damage					Prior	Prior	1/28/19	1/30/19	2/2/19	2/1/19	960
536	2690	1	0	101	Primary	Classroom 101	Floor						Prior	Prior	1/28/19	1/30/19	2/2/19	2/1/19	N/A
537	2690	1	0	101	Primary	Classroom 101	W1	Cracking, Chipping, Holes, paint has been stabilized					Prior	Prior	1/28/19	1/30/19	2/2/19	2/1/19	N/A
538	2690	1	0	101	Primary	Classroom 101	W2	Chipping, Flaking					Prior	Prior	1/28/19	1/30/19	2/2/19	2/1/19	N/A
539	2690	1	0	101	Primary	Classroom 101	W3	Cracking, Holes, paint has been stabilized, Flaking on wall and metal jacket					Prior	Prior	1/28/19	1/30/19	2/2/19	2/1/19	N/A
540	2690	1	0	101	Primary	Classroom 101	W4	Cracking					Prior	Prior	1/28/19	1/30/19	2/2/19	2/1/19	N/A
541	2690	1	0	101A	Student Restrooms - Male/Female (Classroom)	Classroom 101 Restroom	Ceiling	Significant Moisture Damage					Prior	Prior	1/28/19	1/30/19	2/2/19	2/1/19	48
542	2690	1	0	101A	Student Restrooms - Male/Female (Classroom)	Classroom 101 Restroom	Floor						Prior	Prior	1/28/19	1/30/19	2/2/19	2/1/19	N/A
543	2690	1	0	101A	Student Restrooms - Male/Female (Classroom)	Classroom 101 Restroom	W3	Holes, paint has been stabilized					Prior	Prior	1/28/19	1/30/19	2/2/19	2/1/19	N/A

Task ID	ULCS#	E l e m e n t	F l o o r	Space # (on Floor Plan)	Space Type	On Site Room Name	Component	Description of Paint and Plaster Damage (i.e. cracking, chipping, gouges, holes, flaking, spalling, efflorescence, significant moisture damage)	Date Mold DDC Issued	Date Asbestos DDC Issued	Miscellaneous Items (e.g. missing/stained ceiling tiles, steam leaks, missing lens covers, buckled floors etc.)	Date Notified Tom Sharer (FAC)	Pre-Cleaning Completed (date)	Contents Moved (date)	Work Area Prepped (date)	Surfaces Stabilized (date)	Contents Back in Place (date)	Final Inspection Approval and Photos (date)	Square Footage of Work Area
544	2690	1	0	102C	Circulation (Hallway)	Classroom 102 Vestibule	Ceiling	Flaking on and above metal duct					Prior	Prior	1/2/19	1/2/19	N/A	1/3/19	25
545	2690	1	0	102C	Circulation (Hallway)	Classroom 102 Vestibule	W2	Cracking, Chipping					Prior	Prior	1/2/19	1/2/19	N/A	1/3/19	25
546	2690	1	0	102C	Circulation (Hallway)	Classroom 102 Vestibule	W3	Chipping					Prior	Prior	1/2/19	1/2/19	N/A	1/3/19	25
547	2690	1	0	102C	Circulation (Hallway)	Classroom 102 Vestibule	W4	Cracking, Chipping					Prior	Prior	1/2/19	1/2/19	N/A	1/3/19	25
548	2690	1	0	102	Primary	Classroom 102A	Ceiling	Chipping on metal steam pipes, Flaking on ceiling, metal duct, and metal steam pipes					Prior	Prior	1/2/19	1/2/19	N/A	1/3/19	385
549	2690	1	0	102	Primary	Classroom 102A	W1	Chipping					Prior	Prior	1/2/19	1/2/19	N/A	1/3/19	N/A
550	2690	1	0	102	Primary	Classroom 102A	W2	Holes in sheetrock					Prior	Prior	1/2/19	1/2/19	N/A	1/3/19	N/A
551	2690	1	0	102	Primary	Classroom 102A	W3	Flaking					Prior	Prior	1/2/19	1/2/19	N/A	1/3/19	N/A
552	2690	1	0	102	Primary	Classroom 102A	W4	Flaking					Prior	Prior	1/2/19	1/2/19	N/A	1/3/19	N/A
553	2690	1	0	102B	Primary	Classroom 102B (to Right of Vestibule)	Ceiling	Cracking on ACM pipe insulation, chipping on metal steam pipes					Prior	Prior	1/2/19	1/2/19	N/A	1/3/19	N/A
554	2690	1	0	102B	Primary	Classroom 102B (to Right of Vestibule)	W1	Chipping					Prior	Prior	1/2/19	1/2/19	N/A	1/3/19	180
555	2690	1	0	102B	Primary	Classroom 102B (to Right of Vestibule)	W2	Chipping					Prior	Prior	1/2/19	1/2/19	N/A	1/3/19	72
556	2690	1	0	102B	Primary	Classroom 102B (to Right of Vestibule)	W3	Chipping on metal jacket, Flaking					Prior	Prior	1/2/19	1/2/19	N/A	1/3/19	180
557	2690	1	0	102B	Primary	Classroom 102B (to Right of Vestibule)	W4	Chipping					Prior	Prior	1/2/19	1/2/19	N/A	1/3/19	72
558	2690	1	0	104	Primary	Classroom 104	Ceiling	Cracking on ACM pipe insulation, Flaking on ceiling and ACM pipe insulation					Prior	Prior	12/31/18	1/3/19	N/A	1/3	648
559	2690	1	0	104	Primary	Classroom 104	Floor						Prior	Prior	12/31/18	1/3/19	N/A	1/3	N/A
560	2690	1	0	104	Primary	Classroom 104	W1	Chipping on wall and doorframe, Flaking					Prior	Prior	12/31/18	1/3/19	N/A	1/3	N/A
561	2690	1	0	104	Primary	Classroom 104	W2	Chipping					Prior	Prior	12/31/18	1/3/19	N/A	1/3	N/A
562	2690	1	0	104	Primary	Classroom 104	W3	Chipping on metal jackets, Flaking on wall and metal jackets					Prior	Prior	12/31/18	1/3/19	N/A	1/3	N/A
563	2690	1	0	104	Primary	Classroom 104	W4	Chipping, Holes in sheetrock					Prior	Prior	12/31/18	1/3/19	N/A	1/3	N/A
564	2690	1	0	107	Primary	Classroom 107	Ceiling	Cracking on ACM pipe insulation and ceiling, Chipping on metal steam pipes, Flaking					N/A	N/A	N/A	N/A	N/A	N/A	N/A
565	2690	1	0	107	Primary	Classroom 107	W1	Cracking, Chipping on wall and cove, Flaking					N/A	N/A	N/A	N/A	N/A	N/A	N/A

Task ID	ULCS#	E l e m e n t	F l o o r	Space # (on Floor Plan)	Space Type	On Site Room Name	Component	Description of Paint and Plaster Damage (i.e. cracking, chipping, gouges, holes, flaking, spalling, efflorescence, significant moisture damage)	Date Mold DDC Issued	Date Asbestos DDC Issued	Miscellaneous Items (e.g. missing/stained ceiling tiles, steam leaks, missing lens covers, buckled floors etc.)	Date Notified Tom Sharer (FAC)	Pre-Cleaning Completed (date)	Contents Moved (date)	Work Area Prepped (date)	Surfaces Stabilized (date)	Contents Back in Place (date)	Final Inspection Approval and Photos (date)	Square Footage of Work Area
566	2690	1	0	107	Primary	Classroom 107	W2	Cracking, Chipping on cove, Flaking on wall and metal jackets					N/A	N/A	N/A	N/A	N/A	N/A	N/A
567	2690	1	0	107	Primary	Classroom 107	W3	Cracking, Chipping on cove, Flaking, Spalling					N/A	N/A	N/A	N/A	N/A	N/A	N/A
568	2690	1	0	107	Primary	Classroom 107	W4	Cracking, some in air shaft, Chipping, Holes, Flaking, Significant Moisture Damage					N/A	N/A	N/A	N/A	N/A	N/A	N/A
569	2690	1	0	107A	Student Restrooms - Male/Female (Classroom)	Classroom 107 Restroom	Ceiling	Flaking					N/A	N/A	N/A	N/A	N/A	N/A	N/A
570	2690	1	0	107A	Student Restrooms - Male/Female (Classroom)	Classroom 107 Restroom	W1	Chipping on metal pipes					N/A	N/A	N/A	N/A	N/A	N/A	N/A
571	2690	1	0	107A	Student Restrooms - Male/Female (Classroom)	Classroom 107 Restroom	W3	Flaking					N/A	N/A	N/A	N/A	N/A	N/A	N/A
572	2690	1	0	102A	Storage	Closet adjacent to Classroom 102 Vestibule	Ceiling	No Access					Prior	Prior	5/7/19	5/7/19	N/A	5/9/19	64
573	2690	1	0	102A	Storage	Closet adjacent to Classroom 102 Vestibule	Floor	No Access					Prior	Prior	5/7/19	5/7/19	N/A	5/9/19	64
574	2690	1	0	102A	Storage	Closet adjacent to Classroom 102 Vestibule	W1	No Access					Prior	Prior	5/7/19	5/7/19	N/A	5/9/19	64
575	2690	1	0	102A	Storage	Closet adjacent to Classroom 102 Vestibule	W2	No Access					Prior	Prior	5/7/19	5/7/19	N/A	5/9/19	64
576	2690	1	0	102A	Storage	Closet adjacent to Classroom 102 Vestibule	W3	No Access					Prior	Prior	5/7/19	5/7/19	N/A	5/9/19	64
577	2690	1	0	102A	Storage	Closet adjacent to Classroom 102 Vestibule	W4	No Access					Prior	Prior	5/7/19	5/7/19	N/A	5/9/19	64
578	2690	1	0	101B	Storage	Closet between Classroom 101 and Stairwell	Ceiling	Flaking					Prior	Prior	5/7/19	5/7/19	N/A	5/9/19	48

Task ID	ULCS#	E l e m e n t	F l o o r	Space # (on Floor Plan)	Space Type	On Site Room Name	Component	Description of Paint and Plaster Damage (i.e. cracking, chipping, gouges, holes, flaking, spalling, efflorescence, significant moisture damage)	Date Mold DDC Issued	Date Asbestos DDC Issued	Miscellaneous Items (e.g. missing/stained ceiling tiles, steam leaks, missing lens covers, buckled floors etc.)	Date Notified Tom Sharer (FAC)	Pre-Cleaning Completed (date)	Contents Moved (date)	Work Area Prepped (date)	Surfaces Stabilized (date)	Contents Back in Place (date)	Final Inspection Approval and Photos (date)	Square Footage of Work Area
579	2690	1	0	101B	Storage	Closet between Classroom 101 and Stairwell	Floor						Prior	Prior	5/7/19	5/7/19	N/A	5/9/19	48
580	2690	1	0	101B	Storage	Closet between Classroom 101 and Stairwell	W1						Prior	Prior	5/7/19	5/7/19	N/A	5/9/19	48
581	2690	1	0	101B	Storage	Closet between Classroom 101 and Stairwell	W2						Prior	Prior	5/7/19	5/7/19	N/A	5/9/19	48
582	2690	1	0	101B	Storage	Closet between Classroom 101 and Stairwell	W3						Prior	Prior	5/7/19	5/7/19	N/A	5/9/19	48
583	2690	1	0	101B	Storage	Closet between Classroom 101 and Stairwell	W4	Efflorescence					Prior	Prior	5/7/19	5/7/19	N/A	5/9/19	48
584	2690	1	0	H103D	Administrative Office	Education Works Office	Ceiling	Cracking on ACM pipe insulation					Prior	Prior	1/21/19	1/23/19	1/26/19	1/25	98
585	2690	1	0	H103D	Administrative Office	Education Works Office	Floor						Prior	Prior	1/21/19	1/23/19	1/26/19	1/25	N/A
586	2690	1	0	H103D	Administrative Office	Education Works Office	W2	Chipping					Prior	Prior	1/21/19	1/23/19	1/26/19	1/25	N/A
587	2690	2	0	2-104	Lockers - Male	Former Boy's Locker Room	W1	Chipping on doorframe					Prior	Prior	1/28/19	1/30/19	N/A	2/1	180
588	2690	2	0	2-104	Lockers - Male	Former Boy's Locker Room	W2	Chipping					Prior	Prior	1/28/19	1/30/19	N/A	2/1	N/A
589	2690	2	0	2-104	Lockers - Male	Former Boy's Locker Room	W3	Chipping					Prior	Prior	1/28/19	1/30/19	N/A	2/1	N/A
590	2690	2	0	2-104	Lockers - Male	Former Boy's Locker Room	W4	Chipping on lockers					Prior	Prior	1/28/19	1/30/19	N/A	2/1	N/A
591	2690	2	0	2-104A	Student Restrooms - Male (4-12)	Former Boy's Locker Room Restroom	W1	Chipping on wall and doorframe					Prior	Prior	1/28/19	1/30/19	N/A	2/1	36
592	2690	2	0	2-104A	Student Restrooms - Male (4-12)	Former Boy's Locker Room Restroom	W2	Chipping					Prior	Prior	1/28/19	1/30/19	N/A	2/1	N/A
593	2690	2	0	2-104A	Student Restrooms - Male (4-12)	Former Boy's Locker Room Restroom	W3	Chipping, Flaking on metal jacket					Prior	Prior	1/28/19	1/30/19	N/A	2/1	N/A
594	2690	2	0	2-104A	Student Restrooms - Male (4-12)	Former Boy's Locker Room Restroom	W4	Chipping					Prior	Prior	1/28/19	1/30/19	N/A	2/1	N/A
595	2690	2	0	2-104B	Showers - Male	Former Boy's Locker Room Shower Area	Ceiling	Chipping on partition at entrance					Prior	Prior	1/28/19	1/30/19	N/A	2/1	270
596	2690	2	0	2-104B	Showers - Male	Former Boy's Locker Room Shower Area	Floor	Chipping on center walls for old showers					Prior	Prior	1/28/19	1/30/19	N/A	2/1	N/A
597	2690	2	0	2-104B	Showers - Male	Former Boy's Locker Room Shower Area	W1	Chipping					Prior	Prior	1/28/19	1/30/19	N/A	2/1	N/A
598	2690	2	0	2-104B	Showers - Male	Former Boy's Locker Room Shower Area	W2	Chipping					Prior	Prior	1/28/19	1/30/19	N/A	2/1	N/A

Task ID	ULCS#	E l e m e n t	F l o o r	Space # (on Floor Plan)	Space Type	On Site Room Name	Component	Description of Paint and Plaster Damage (i.e. cracking, chipping, gouges, holes, flaking, spalling, efflorescence, significant moisture damage)	Date Mold DDC Issued	Date Asbestos DDC Issued	Miscellaneous Items (e.g. missing/stained ceiling tiles, steam leaks, missing lens covers, buckled floors etc.)	Date Notified Tom Sharer (FAC)	Pre-Cleaning Completed (date)	Contents Moved (date)	Work Area Prepped (date)	Surfaces Stabilized (date)	Contents Back in Place (date)	Final Inspection Approval and Photos (date)	Square Footage of Work Area
599	2690	2	0	2-104B	Showers - Male	Former Boy's Locker Room Shower Area	W3	Chipping					Prior	Prior	1/28/19	1/30/19	N/A	2/1	N/A
600	2690	2	0	2-104B	Showers - Male	Former Boy's Locker Room Shower Area	W4	Chipping					Prior	Prior	1/28/19	1/30/19	N/A	2/1	N/A
601	2690	2	0	2-105	Lockers - Female	Former Girl's Locker Room	Ceiling						Prior	Prior	1/28/19	1/30/19	N/A	2/1	180
602	2690	2	0	2-105	Lockers - Female	Former Girl's Locker Room	Floor						Prior	Prior	1/28/19	1/30/19	N/A	2/1	N/A
603	2690	2	0	2-105	Lockers - Female	Former Girl's Locker Room	W1	Chipping on wall and doorframe					Prior	Prior	1/28/19	1/30/19	N/A	2/1	N/A
604	2690	2	0	2-105	Lockers - Female	Former Girl's Locker Room	W2						Prior	Prior	1/28/19	1/30/19	N/A	2/1	N/A
605	2690	2	0	2-105	Lockers - Female	Former Girl's Locker Room	W3	Chipping					Prior	Prior	1/28/19	1/30/19	N/A	2/1	N/A
606	2690	2	0	2-105	Lockers - Female	Former Girl's Locker Room	W4	Cracking, Chipping					Prior	Prior	1/28/19	1/30/19	N/A	2/1	N/A
607	2690	2	0	2-105A	Showers - Female	Former Girl's Locker Room Large Shower Area	Ceiling						Prior	Prior	1/28/19	1/30/19	N/A	2/1	200
608	2690	2	0	2-105A	Showers - Female	Former Girl's Locker Room Large Shower Area	Floor	Chipping on center walls for old showers					Prior	Prior	1/28/19	1/30/19	N/A	2/1	N/A
609	2690	2	0	2-105A	Showers - Female	Former Girl's Locker Room Large Shower Area	W1	Chipping					Prior	Prior	1/28/19	1/30/19	N/A	2/1	N/A
610	2690	2	0	2-105A	Showers - Female	Former Girl's Locker Room Large Shower Area	W2	Chipping					Prior	Prior	1/28/19	1/30/19	N/A	2/1	N/A
611	2690	2	0	2-105A	Showers - Female	Former Girl's Locker Room Large Shower Area	W3	Chipping					Prior	Prior	1/28/19	1/30/19	N/A	2/1	N/A
612	2690	2	0	2-105A	Showers - Female	Former Girl's Locker Room Large Shower Area	W4	Chipping					Prior	Prior	1/28/19	1/30/19	N/A	2/1	N/A
613	2690	2	0	2-105B	Student Restrooms - Female (4-12)	Former Girl's Locker Room Restroom	W1	Chipping					Prior	Prior	1/28/19	1/30/19	N/A	2/1	36
614	2690	2	0	2-105B	Student Restrooms - Female (4-12)	Former Girl's Locker Room Restroom	W2	Chipping					Prior	Prior	1/28/19	1/30/19	N/A	2/1	N/A
615	2690	2	0	2-105B	Student Restrooms - Female (4-12)	Former Girl's Locker Room Restroom	W3	Cracking in corner of walls 2&3, Chipping					Prior	Prior	1/28/19	1/30/19	N/A	2/1	N/A
616	2690	2	0	2-105B	Student Restrooms - Female (4-12)	Former Girl's Locker Room Restroom	W4	Chipping					Prior	Prior	1/28/19	1/30/19	N/A	2/1	N/A

Task ID	ULCS#	Element	Fl oor	Space # (on Floor Plan)	Space Type	On Site Room Name	Component	Description of Paint and Plaster Damage (i.e. cracking, chipping, gouges, holes, flaking, spalling, efflorescence, significant moisture damage)	Date Mold DDC Issued	Date Asbestos DDC Issued	Miscellaneous Items (e.g. missing/stained ceiling tiles, steam leaks, missing lens covers, buckled floors etc.)	Date Notified Tom Sharer (FAC)	Pre-Cleaning Completed (date)	Contents Moved (date)	Work Area Prepped (date)	Surfaces Stabilized (date)	Contents Back in Place (date)	Final Inspection Approval and Photos (date)	Square Footage of Work Area
617	2690	2	0	2-105C	Showers - Male	Former Girl's Locker Room Small Shower Area	W1	Flaking					Prior	Prior	1/28/19	1/30/19	N/A	2/1	36
618	2690	2	0	2-105C	Showers - Male	Former Girl's Locker Room Small Shower Area	W2	Flaking					Prior	Prior	1/28/19	1/30/19	N/A	2/1	N/A
619	2690	2	0	2-105C	Showers - Male	Former Girl's Locker Room Small Shower Area	W3	Cracking in corner of walls 3&4, Flaking					Prior	Prior	1/28/19	1/30/19	N/A	2/1	N/A
620	2690	2	0	2-105C	Showers - Male	Former Girl's Locker Room Small Shower Area	W4	Flaking					Prior	Prior	1/28/19	1/30/19	N/A	2/1	N/A
621	2690	2	0	2-106	Administrative Office	Gym Office	W1	Chipping on doorframe					Prior	Prior	2/5/19	2/6/19	N/A	2/15	60
622	2690	2	0	2-106	Administrative Office	Gym Office	W2	Chipping					Prior	Prior	2/5/19	2/6/19	N/A	2/15	60
623	2690	2	0	2-106A	Restrooms, Staff - Male/Female	Gym Office Restroom	W1	Chipping on doorframe					Prior	Prior	2/5/19	2/6/19	N/A	2/15	40
624	2690	2	0	2-106A	Restrooms, Staff - Male/Female	Gym Office Restroom	W3	Chipping					Prior	Prior	2/5/19	2/6/19	N/A	2/15	N/A
625	2690	2	0	2-106A	Restrooms, Staff - Male/Female	Gym Office Restroom	W4	Chipping					Prior	Prior	2/5/19	2/6/19	N/A	2/15	N/A
626	2690	2	0	103A	Storage	Gym Storage Room	W1	Chipping on wall and frame, Efflorescence					Prior	Prior	1/28/19	1/30/19	2/2/19	2/1/19	84
627	2690	2	0	103A	Storage	Gym Storage Room	W2	Chipping					Prior	Prior	1/28/19	1/30/19	2/2/19	2/1/19	72
628	2690	2	0	103A	Storage	Gym Storage Room	W3	Chipping, Hole					Prior	Prior	1/28/19	1/30/19	2/2/19	2/1/19	84
629	2690	2	0	103A	Storage	Gym Storage Room	W4	Chipping, Holes, Efflorescence					Prior	Prior	1/28/19	1/30/19	2/2/19	2/1/19	72
630	2690	2	0	2-111	Circulation (Hallway)	Hallway between Elements 1 and 2	W1	Cracking, Chipping on doors and frame, Holes					Prior	N/A	2/18/19	2/20/19	N/A	2/22	300
631	2690	2	0	2-111	Circulation (Hallway)	Hallway between Elements 1 and 2	W2	Chipping on doors and frame center					Prior	N/A	2/18/19	2/20/19	N/A	2/22	N/A
632	2690	2	0	2-111	Circulation (Hallway)	Hallway between Elements 1 and 2	W3	Chipping on doors and frame					Prior	N/A	2/18/19	2/20/19	N/A	2/22	N/A
633	2690	2	0	2-111	Circulation (Hallway)	Hallway between Elements 1 and 2	W4	Chipping on doors and frame					Prior	N/A	2/18/19	2/20/19	N/A	2/22	N/A
634	2690	1	0	H100	Circulation (Hallway)	Hallway outside Boiler Room	Ceiling	Cracking on ACM pipe insulation, Chipping above pipes and on metal duct, Flaking on ACM pipe insulation, metal duct, metal pipe, and ceiling, some above duct					N/A	N/A	2/18/19	2/20/19	N/A	2/22/19	1600
635	2690	1	0	H100	Circulation (Hallway)	Hallway outside Boiler Room	Floor	Chipping along walls					N/A	N/A	2/18/19	2/20/19	N/A	2/22/19	N/A
636	2690	1	0	H100	Circulation (Hallway)	Hallway outside Boiler Room	W2	Chipping on wall and metal pipe, Flaking on wall and metal pipe					N/A	N/A	2/18/19	2/20/19	N/A	2/22/19	N/A

Task ID	ULCS#	Element	Floor	Space # (on Floor Plan)	Space Type	On Site Room Name	Component	Description of Paint and Plaster Damage (i.e. cracking, chipping, gouges, holes, flaking, spalling, efflorescence, significant moisture damage)	Date Mold DDC Issued	Date Asbestos DDC Issued	Miscellaneous Items (e.g. missing/stained ceiling tiles, steam leaks, missing lens covers, buckled floors etc.)	Date Notified Tom Sharer (FAC)	Pre-Cleaning Completed (date)	Contents Moved (date)	Work Area Prepped (date)	Surfaces Stabilized (date)	Contents Back in Place (date)	Final Inspection Approval and Photos (date)	Square Footage of Work Area
637	2690	1	0	H100	Circulation (Hallway)	Hallway outside Boiler Room	W4	Flaking on wall and metal jackets					N/A	N/A	2/18/19	2/20/19	N/A	2/22/19	N/A
638	2690	1	0	013A	Storage	Hallway outside Boiler Room Closet	Ceiling	No Access											
639	2690	1	0	013A	Storage	Hallway outside Boiler Room Closet	Floor	No Access											
640	2690	1	0	013A	Storage	Hallway outside Boiler Room Closet	W1	No Access											
641	2690	1	0	013A	Storage	Hallway outside Boiler Room Closet	W2	No Access											
642	2690	1	0	013A	Storage	Hallway outside Boiler Room Closet	W3	No Access											
643	2690	1	0	013A	Storage	Hallway outside Boiler Room Closet	W4	No Access											
644	2690	1	0	H102	Circulation (Hallway)	Hallway outside Classroom 101	Ceiling	Cracking on ACM pipe insulation, Chipping on metal duct, Flaking on ceiling and metal duct around attached lights					Prior	N/A	2/18/19	2/20/19	N/A	2/22	675
645	2690	1	0	H102	Circulation (Hallway)	Hallway outside Classroom 101	Floor	Chipping along walls and railings					Prior	N/A	2/18/19	2/20/19	N/A	2/22	N/A
646	2690	1	0	H102	Circulation (Hallway)	Hallway outside Classroom 101	W1	Chipping on metal jackets, Flaking on wall and ACM pipe insulation					Prior	N/A	2/18/19	2/20/19	N/A	2/22	N/A
647	2690	1	0	H102	Circulation (Hallway)	Hallway outside Classroom 101	W2	Chipping on metal pipe					Prior	N/A	2/18/19	2/20/19	N/A	2/22	N/A
648	2690	1	0	H102	Circulation (Hallway)	Hallway outside Classroom 101	W3	Chipping on metal pipe, Flaking					Prior	N/A	2/18/19	2/20/19	N/A	2/22	N/A
649	2690	1	0	H102	Circulation (Hallway)	Hallway outside Classroom 101	W4	Chipping on doors and frame exterior entrance, Chipping on 3rd set of doors in, Flaking on ACM pipe insulation and wood frame of 2nd set of doors in					Prior	N/A	2/18/19	2/20/19	N/A	2/22	N/A
650	2690	2	0	2-107	Circulation (Hallway)	Hallway outside Gym	W1	Chipping					Prior	N/A	2/11/19	2/13/19	N/A	2/15	138
651	2690	2	0	2-107	Circulation (Hallway)	Hallway outside Gym	W2	Cracking in corner of walls 1&2					Prior	N/A	2/11/19	2/13/19	N/A	2/15	132
652	2690	2	0	2-107	Circulation (Hallway)	Hallway outside Gym	W3	Chipping					Prior	N/A	2/11/19	2/13/19	N/A	2/15	138
653	2690	2	0	2-107	Circulation (Hallway)	Hallway outside Gym	W4	Cracking, Chipping					Prior	N/A	2/11/19	2/13/19	N/A	2/15	132
654	2690	1	0	H101	Circulation (Hallway)	Hallway outside Nurse's Office	Ceiling	Chipping on ceiling and metal duct, Flaking on ceiling, ACM pipe insulation, metal pipe, and metal duct					N/A	N/A	2/18/19	2/20/19	N/A	2/22/19	504
655	2690	1	0	H101	Circulation (Hallway)	Hallway outside Nurse's Office	Floor	Chipping along walls					N/A	N/A	2/18/19	2/20/19	N/A	2/22/19	N/A

Task ID	ULCS#	Element	Floor	Space # (on Floor Plan)	Space Type	On Site Room Name	Component	Description of Paint and Plaster Damage (i.e. cracking, chipping, gouges, holes, flaking, spalling, efflorescence, significant moisture damage)	Date Mold DDC Issued	Date Asbestos DDC Issued	Miscellaneous Items (e.g. missing/stained ceiling tiles, steam leaks, missing lens covers, buckled floors etc.)	Date Notified Tom Sharer (FAC)	Pre-Cleaning Completed (date)	Contents Moved (date)	Work Area Prepped (date)	Surfaces Stabilized (date)	Contents Back in Place (date)	Final Inspection Approval and Photos (date)	Square Footage of Work Area
656	2690	1	0	H101	Circulation (Hallway)	Hallway outside Nurse's Office	W1	Flaking on wall, metal duct, and bell					N/A	N/A	2/18/19	2/20/19	N/A	2/22/19	N/A
657	2690	1	0	H101	Circulation (Hallway)	Hallway outside Nurse's Office	W3	Flaking					N/A	N/A	2/18/19	2/20/19	N/A	2/22/19	N/A
658	2690	1	0	H103	Circulation (Hallway)	Hallway outside Storage Room 103-Classroom 104	Ceiling	Cracking on ACM pipe insulation, Flaking on and above metal duct					Prior	Prior	2/11/19	2/13/19	N/A	2/15	600
659	2690	1	0	H103	Circulation (Hallway)	Hallway outside Storage Room 103-Classroom 104	Floor	Chipping along walls					Prior	Prior	2/11/19	2/13/19	N/A	2/15	N/A
660	2690	1	0	H103	Circulation (Hallway)	Hallway outside Storage Room 103-Classroom 104	W1	Chipping					Prior	Prior	2/11/19	2/13/19	N/A	2/15	N/A
661	2690	1	0	H103	Circulation (Hallway)	Hallway outside Storage Room 103-Classroom 104	W2	Chipping, Staple Holes, Flaking					Prior	Prior	2/11/19	2/13/19	N/A	2/15	N/A
662	2690	1	0	H103	Circulation (Hallway)	Hallway outside Storage Room 103-Classroom 104	W4	Chipping on wall and metal jackets					Prior	Prior	2/11/19	2/13/19	N/A	2/15	N/A
663	2690	2	0	2-101	Kitchen	Kitchen	Ceiling						Prior	Prior	2/4/19	2/5/19	N/A	2/8	N/A
664	2690	2	0	2-101	Kitchen	Kitchen	Floor						Prior	Prior	2/4/19	2/5/19	N/A	2/8	N/A
665	2690	2	0	2-101	Kitchen	Kitchen	W1	Hole, Chipping on door and frame					Prior	Prior	2/4/19	2/5/19	N/A	2/8	126
666	2690	2	0	2-101	Kitchen	Kitchen	W2	Chipping on wall, doors, and frames					Prior	Prior	2/4/19	2/5/19	N/A	2/8	120
667	2690	2	0	2-101	Kitchen	Kitchen	W3	Chipping					Prior	Prior	2/4/19	2/5/19	N/A	2/8	126
668	2690	2	0	2-101	Kitchen	Kitchen	W4	Chipping					Prior	Prior	2/4/19	2/5/19	N/A	2/8	120
669	2690	2	0	2-103	Restrooms, Staff - Male/Female	Kitchen Restroom 115A	W1	Cracking, Chipping on wall and doorframe					Prior	Prior	2/4/19	2/5/19	N/A	2/15	40
670	2690	2	0	2-103	Restrooms, Staff - Male/Female	Kitchen Restroom 115A	W2	Chipping					Prior	Prior	2/4/19	2/5/19	N/A	2/15	N/A
671	2690	2	0	2-103	Restrooms, Staff - Male/Female	Kitchen Restroom 115A	W3	Cracking in corner of walls 3&4, Chipping					Prior	Prior	2/4/19	2/5/19	N/A	2/15	N/A
672	2690	2	0	2-103	Restrooms, Staff - Male/Female	Kitchen Restroom 115A	W4	Chipping					Prior	Prior	2/4/19	2/5/19	N/A	2/15	N/A
673	2690	2	0	2-102	Lockers - Female	Kitchen Staff Locker Room	W1	Chipping on doorframe					Prior	Prior	2/4/19	2/5/19	N/A	2/15	50
674	2690	2	0	2-102	Lockers - Female	Kitchen Staff Locker Room	W3	Cracking, Chipping					Prior	Prior	2/4/19	2/5/19	N/A	2/15	N/A
675	2690	2	0	2-102	Lockers - Female	Kitchen Staff Locker Room	W4	Chipping on lockers					Prior	Prior	2/4/19	2/5/19	N/A	2/15	N/A
676	2690	2	0	2-109	Restrooms, Staff - Male	Men's Restroom near Gym	W1	Chipping on door and frame, Flaking					Prior	N/A	2/12/19	2/12/19	N/A	2/15	130
677	2690	2	0	2-109	Restrooms, Staff - Male	Men's Restroom near Gym	W2	Flaking					Prior	N/A	2/12/19	2/12/19	N/A	2/15	N/A
678	2690	2	0	2-109	Restrooms, Staff - Male	Men's Restroom near Gym	W3	Flaking					Prior	N/A	2/12/19	2/12/19	N/A	2/15	N/A
679	2690	2	0	2-109	Restrooms, Staff - Male	Men's Restroom near Gym	W4	Flaking					Prior	N/A	2/12/19	2/12/19	N/A	2/15	N/A

Task ID	ULCS#	E l e m e n t	F l o o r	Space # (on Floor Plan)	Space Type	On Site Room Name	Component	Description of Paint and Plaster Damage (i.e. cracking, chipping, gouges, holes, flaking, spalling, efflorescence, significant moisture damage)	Date Mold DDC Issued	Date Asbestos DDC Issued	Miscellaneous Items (e.g. missing/stained ceiling tiles, steam leaks, missing lens covers, buckled floors etc.)	Date Notified Tom Sharer (FAC)	Pre-Cleaning Completed (date)	Contents Moved (date)	Work Area Prepped (date)	Surfaces Stabilized (date)	Contents Back in Place (date)	Final Inspection Approval and Photos (date)	Square Footage of Work Area
680	2690	1	0	107D	Health Service Room	Nurse's Office 108	Ceiling	Cracking on ACM pipe insulation, Flaking on ceiling beams					Prior	Prior	1/14/19	1/16/19	1/19/19	1/18/19	80
681	2690	1	0	107D	Health Service Room	Nurse's Office 108	Floor						Prior	Prior	1/14/19	1/16/19	1/19/19	1/18/19	N/A
682	2690	1	0	107D	Health Service Room	Nurse's Office 108	W1	Chipping					Prior	Prior	1/14/19	1/16/19	1/19/19	1/18/19	108
683	2690	1	0	107D	Health Service Room	Nurse's Office 108	W2	Cracking, Chipping, Flaking					Prior	Prior	1/14/19	1/16/19	1/19/19	1/18/19	72
684	2690	1	0	107D	Health Service Room	Nurse's Office 108	W3	Cracking, Chipping, Hole, Efflorescence					Prior	Prior	1/14/19	1/16/19	1/19/19	1/18/19	108
685	2690	1	0	107D	Health Service Room	Nurse's Office 108	W4	Flaking					Prior	Prior	1/14/19	1/16/19	1/19/19	1/18/19	72
686	2690	1	0	107E	Student Restrooms - Male/Female	Nurse's Office 108 Restroom	Ceiling	Cracking on ACM pipe insulation, Flaking					Prior	Prior	1/14/19	1/16/19	1/19/19	1/18/19	30
687	2690	1	0	107E	Student Restrooms - Male/Female	Nurse's Office 108 Restroom	W1	Chipping on doorframe					Prior	Prior	1/14/19	1/16/19	1/19/19	1/18/19	N/A
688	2690	1	0	107E	Student Restrooms - Male/Female	Nurse's Office 108 Restroom	W2	Cracking, Holes, paint has been stabilized					Prior	Prior	1/14/19	1/16/19	1/19/19	1/18/19	N/A
689	2690	1	0	107E	Student Restrooms - Male/Female	Nurse's Office 108 Restroom	W3	Holes, paint has been stabilized, Flaking					Prior	Prior	1/14/19	1/16/19	1/19/19	1/18/19	N/A
690	2690	1	0	107C	Health Service Room	Nurse's Office 108 Waiting Area	Ceiling	Cracking on ACM pipe insulation, Holes on ceiling beams, Flaking on ceiling beams and metal ducts, some in cage					Prior	Prior	1/14/19	1/16/19	1/19/19	1/18/19	480
691	2690	1	0	107C	Health Service Room	Nurse's Office 108 Waiting Area	Floor						Prior	Prior	1/14/19	1/16/19	1/19/19	1/18/19	N/A
692	2690	1	0	107C	Health Service Room	Nurse's Office 108 Waiting Area	W1	Cracking, Chipping on wall and cove, Flaking, some in air shaft					Prior	Prior	1/14/19	1/16/19	1/19/19	1/18/19	N/A
693	2690	1	0	107C	Health Service Room	Nurse's Office 108 Waiting Area	W2	Chipping, Flaking					Prior	Prior	1/14/19	1/16/19	1/19/19	1/18/19	N/A
694	2690	1	0	107C	Health Service Room	Nurse's Office 108 Waiting Area	W3	Cracking, Chipping, Flaking on wall and metal jacket in cage, Efflorescence in cage					Prior	Prior	1/14/19	1/16/19	1/19/19	1/18/19	N/A
695	2690	1	0	107C	Health Service Room	Nurse's Office 108 Waiting Area	W4	Hole in cage, Flaking on wall in cage and on built in wood cabinets					Prior	Prior	1/14/19	1/16/19	1/19/19	1/18/19	N/A
696	2690	1	0	H103B	Closed Circuit Storage Area	Security Camera Room	Ceiling	Flaking					Prior	Prior	1/28/19	1/30/19	2/2/19	2/1	66
697	2690	1	0	H103B	Closed Circuit Storage Area	Security Camera Room	Floor						Prior	Prior	1/28/19	1/30/19	2/2/19	2/1	N/A
698	2690	1	0	H103B	Closed Circuit Storage Area	Security Camera Room	W1	Flaking on metal duct					Prior	Prior	1/28/19	1/30/19	2/2/19	2/1	N/A
699	2690	1	0	H103B	Closed Circuit Storage Area	Security Camera Room	W2						Prior	Prior	1/28/19	1/30/19	2/2/19	2/1	N/A
700	2690	1	0	H103B	Closed Circuit Storage Area	Security Camera Room	W3						Prior	Prior	1/28/19	1/30/19	2/2/19	2/1	N/A
701	2690	1	0	H103B	Closed Circuit Storage Area	Security Camera Room	W4						Prior	Prior	1/28/19	1/30/19	2/2/19	2/1	N/A

Task ID	ULCS#	Element	For	Space # (on Floor Plan)	Space Type	On Site Room Name	Component	Description of Paint and Plaster Damage (i.e. cracking, chipping, gouges, holes, flaking, spalling, efflorescence, significant moisture damage)	Date Mold DDC Issued	Date Asbestos DDC Issued	Miscellaneous Items (e.g. missing/stained ceiling tiles, steam leaks, missing lens covers, buckled floors etc.)	Date Notified Tom Sharer (FAC)	Pre-Cleaning Completed (date)	Contents Moved (date)	Work Area Prepped (date)	Surfaces Stabilized (date)	Contents Back in Place (date)	Final Inspection Approval and Photos (date)	Square Footage of Work Area
702	2690	1	0	107B	Storage	Security Office Closet	Ceiling	Cracking on ACM pipe insulation					N/A	N/A	N/A	N/A	N/A	N/A	N/A
703	2690	1	0	107B	Storage	Security Office Closet	Floor	Chipping					N/A	N/A	N/A	N/A	N/A	N/A	N/A
704	2690	1	0	107B	Storage	Security Office Closet	W1	Cracking, Holes					N/A	N/A	N/A	N/A	N/A	N/A	N/A
705	2690	1	0	107B	Storage	Security Office Closet	W2	Chipping on metal pipe, Holes, paint has been stabilized					N/A	N/A	N/A	N/A	N/A	N/A	N/A
706	2690	1	0	107B	Storage	Security Office Closet	W3	Holes, paint has been stabilized					N/A	N/A	N/A	N/A	N/A	N/A	N/A
707	2690	1	0	107B	Storage	Security Office Closet	W4	Flaking					N/A	N/A	N/A	N/A	N/A	N/A	N/A
708	2690	1	0	S3-100	Stairs	Stairwell across from Building Engineer's Office	Ceiling	Flaking					N/A	N/A	2/25/19	2/27/19	N/A	3/1/19	60
709	2690	1	0	S3-100	Stairs	Stairwell across from Building Engineer's Office	Floor						N/A	N/A	2/25/19	2/27/19	N/A	3/1/19	N/A
710	2690	1	0	S3A-100	Circulation (Hallway)	Stairwell across from Building Engineer's Office Vestibule	Ceiling	Flaking					N/A	N/A	2/25/19	2/27/19	N/A	3/1/19	85
711	2690	1	0	S3A-100	Circulation (Hallway)	Stairwell across from Building Engineer's Office Vestibule	Floor						N/A	N/A	2/25/19	2/27/19	N/A	3/1/19	N/A
712	2690	1	0	S3A-100	Circulation (Hallway)	Stairwell across from Building Engineer's Office Vestibule	W1	Chipping on door and frame					N/A	N/A	2/25/19	2/27/19	N/A	3/1/19	N/A
713	2690	1	0	S1-100	Stairs	Stairwell adjacent to Basement Boy's Restroom	Ceiling	Chipping					N/A	N/A	2/25/19	2/27/19	N/A	3/1/19	279
714	2690	1	0	S1-100	Stairs	Stairwell adjacent to Basement Boy's Restroom	W1	Flaking above pipes					N/A	N/A	2/25/19	2/27/19	N/A	3/1/19	N/A

[illegible]

Task ID	ULCS#	Element	Fl oor	Space # (on Floor Plan)	Space Type	On Site Room Name	Component	Description of Paint and Plaster Damage (i.e. cracking, chipping, gouges, holes, flaking, spalling, efflorescence, significant moisture damage)	Date Mold DDC Issued	Date Asbestos DDC Issued	Miscellaneous Items (e.g. missing/stained ceiling tiles, steam leaks, missing lens covers, buckled floors etc.)	Date Notified Tom Sharer (FAC)	Pre-Cleaning Completed (date)	Contents Moved (date)	Work Area Prepped (date)	Surfaces Stabilized (date)	Contents Back in Place (date)	Final Inspection Approval and Photos (date)	Square Footage of Work Area
734	2690	1	0	S2A	Storage	Stairwell adjacent to Nurse's Office Closet	W3	No Access											
735	2690	1	0	S2A	Storage	Stairwell adjacent to Nurse's Office Closet	W4	No Access											
736	2690	1	0	100A	Storage	Storage Closet adjacent to Girl's Restroom	Ceiling	Flaking					Prior	Prior	2/18/19	2/20/19	N/A	2/22	15
737	2690	1	0	100A	Storage	Storage Closet adjacent to Girl's Restroom	Floor						Prior	Prior	2/18/19	2/20/19	N/A	2/22	N/A
738	2690	1	0	100A	Storage	Storage Closet adjacent to Girl's Restroom	W1	Flaking					Prior	Prior	2/18/19	2/20/19	N/A	2/22	N/A
739	2690	1	0	100A	Storage	Storage Closet adjacent to Girl's Restroom	W2						Prior	Prior	2/18/19	2/20/19	N/A	2/22	N/A
740	2690	1	0	100A	Storage	Storage Closet adjacent to Girl's Restroom	W3	Cracking, Chipping, Flaking					Prior	Prior	2/18/19	2/20/19	N/A	2/22	N/A
741	2690	1	0	100A	Storage	Storage Closet adjacent to Girl's Restroom	W4	Cracking, Chipping, Flaking					Prior	Prior	2/18/19	2/20/19	N/A	2/22	N/A
742	2690	1	0	103	Storage	Storage Room 103	Ceiling	Cracking on ACM pipe insulation					Prior	Prior	01/02/19	01/02/19	1/5/19	1/3/2019	N/A
743	2690	1	0	103	Storage	Storage Room 103	W1	Cracking, Flaking					Prior	Prior	01/02/19	01/02/19	1/5/19	1/3/2019	144
744	2690	1	0	103	Storage	Storage Room 103	W2	Chipping					Prior	Prior	01/02/19	01/02/19	1/5/19	1/3/2019	144
745	2690	1	0	103	Storage	Storage Room 103	W3	Chipping, Flaking on metal jackets					Prior	Prior	01/02/19	01/02/19	1/5/19	1/3/2019	144
746	2690	1	0	103	Storage	Storage Room 103	W4	Cracking					Prior	Prior	01/02/19	01/02/19	1/5/19	1/3/2019	144
747	2690	1	0	H103C	Storage	Storage Room 300	Ceiling	Flaking on ceiling and metal duct					Prior	Prior	1/28/19	1/30/19	2/2/19	2/1	84
748	2690	1	0	H103C	Storage	Storage Room 300	Floor						Prior	Prior	1/28/19	1/30/19	2/2/19	2/1	N/A
749	2690	1	0	H103C	Storage	Storage Room 300	W1	Chipping, Gouges in sheetrock, Flaking on metal duct					Prior	Prior	1/28/19	1/30/19	2/2/19	2/1	N/A
750	2690	1	0	H103C	Storage	Storage Room 300	W2						Prior	Prior	1/28/19	1/30/19	2/2/19	2/1	N/A
751	2690	1	0	H103C	Storage	Storage Room 300	W3	Flaking					Prior	Prior	1/28/19	1/30/19	2/2/19	2/1	N/A
752	2690	1	0	H103C	Storage	Storage Room 300	W4	Gouges in sheetrock, Flaking					Prior	Prior	1/28/19	1/30/19	2/2/19	2/1	N/A
753	2690	1	0	H103A	Storage	Storage Room adjacent to Classroom 104	Ceiling	Flaking					Prior	Prior	1/28/19	1/30/19	2/2/19	2/1	72
754	2690	1	0	H103A	Storage	Storage Room adjacent to Classroom 104	Floor						Prior	Prior	1/28/19	1/30/19	2/2/19	2/1	N/A
755	2690	1	0	H103A	Storage	Storage Room adjacent to Classroom 104	W1	Flaking on metal duct					Prior	Prior	1/28/19	1/30/19	2/2/19	2/1	N/A
756	2690	1	0	H103A	Storage	Storage Room adjacent to Classroom 104	W2						Prior	Prior	1/28/19	1/30/19	2/2/19	2/1	N/A
757	2690	1	0	H103A	Storage	Storage Room adjacent to Classroom 104	W3						Prior	Prior	1/28/19	1/30/19	2/2/19	2/1	N/A

[illegible]

Task ID	ULCS#	Element	Factor	Space # (on Floor Plan)	Space Type	On Site Room Name	Component	Description of Paint and Plaster Damage (i.e. cracking, chipping, gouges, holes, flaking, spalling, efflorescence, significant moisture damage)	Number of Required RRP Wipes	Number of Colorimetric Wipes Used to Pass	Final Colorimetric Wipe Submitted for AAS Analysis (yes/no)	AAS Analysis Results	Other Notes or Comments
1	2690	1	3	411	Student Restrooms - Male (4-12)	3rd Floor Boy's Restroom	Ceiling	Flaking above missing ceiling tile	6	4	Yes	56, 41, <10, <10	
2	2690	1	3	411	Student Restrooms - Male (4-12)	3rd Floor Boy's Restroom	Floor	Chipping, Flaking	N/A	N/A	N/A	N/A	
3	2690	1	3	411	Student Restrooms - Male (4-12)	3rd Floor Boy's Restroom	W1	Cracking	N/A	N/A	N/A	N/A	
4	2690	1	3	411	Student Restrooms - Male (4-12)	3rd Floor Boy's Restroom	W2	Cracking, Chipping on transite, Efflorescence behind toilets	N/A	N/A	N/A	N/A	
5	2690	1	3	411	Student Restrooms - Male (4-12)	3rd Floor Boy's Restroom	W3	Cracking	N/A	N/A	N/A	N/A	
6	2690	1	3	411	Student Restrooms - Male (4-12)	3rd Floor Boy's Restroom	W4	Flaking on radiator, Efflorescence	N/A	N/A	N/A	N/A	
7	2690	1	3	400	Primary	Classroom 400	Floor		5	N/A	N/A	N/A	
8	2690	1	3	400	Primary	Classroom 400	W1	Cracking, Chipping, Gouge, Holes, paint has been stabilized on 2	5	N/A	N/A	N/A	
9	2690	1	3	400	Primary	Classroom 400	W2	Cracking, Chipping, Flaking	5	N/A	N/A	N/A	
10	2690	1	3	400	Primary	Classroom 400	W3	Chipping on wall and radiators, Holes on wall, paint has been stabilized, Holes behind radiator	5	N/A	N/A	N/A	
11	2690	1	3	400	Primary	Classroom 400	W4	Cracking, Chipping on wall and metal pipe, Gouge, Holes, paint has been stabilized, Flaking on wall and metal pipe	5	N/A	N/A	N/A	
12	2690	1	3	400A	Storage	Classroom 400 Closet	Ceiling	Hole above window	0	N/A	N/A	N/A	
13	2690	1	3	400A	Storage	Classroom 400 Closet	Floor		0	N/A	N/A	N/A	
14	2690	1	3	400A	Storage	Classroom 400 Closet	W1		0	N/A	N/A	N/A	
15	2690	1	3	400A	Storage	Classroom 400 Closet	W2		0	N/A	N/A	N/A	
16	2690	1	3	400A	Storage	Classroom 400 Closet	W3	Chipping on radiator, Flaking behind radiator	1	N/A	N/A	N/A	
17	2690	1	3	400A	Storage	Classroom 400 Closet	W4	Cracking, Chipping	1	N/A	N/A	N/A	
18	2690	1	3	401	Primary	Classroom 401	W1	Chipping, Hole, Flaking on old speaker	6	N/A	N/A	N/A	
19	2690	1	3	401	Primary	Classroom 401	W2	Chipping	4	N/A	N/A	N/A	
20	2690	1	3	401	Primary	Classroom 401	W3	Flaking on wall and behind radiator	6	N/A	N/A	N/A	
21	2690	1	3	401	Primary	Classroom 401	W4	Hole	4	N/A	N/A	N/A	
22	2690	1	3	401A	Storage	Classroom 401 Closet	Ceiling	No Access	3	N/A	N/A	N/A	
23	2690	1	3	401A	Storage	Classroom 401 Closet	Floor	No Access	N/A	N/A	N/A	N/A	

Task ID	ULCS#	Element	Floor	Space # (on Floor Plan)	Space Type	On Site Room Name	Component	Description of Paint and Plaster Damage (i.e. cracking, chipping, gouges, holes, flaking, spalling, efflorescence, significant moisture damage)	Number of Required RRP Wipes	Number of Colorimetric Wipes Used to Pass	Final Colorimetric Wipe Submitted for AAS Analysis (yes/no)	AAS Analysis Results	Other Notes or Comments
24	2690	1	3	401A	Storage	Classroom 401 Closet	W1	No Access	N/A	N/A	N/A	N/A	
25	2690	1	3	401A	Storage	Classroom 401 Closet	W2	No Access	N/A	N/A	N/A	N/A	
26	2690	1	3	401A	Storage	Classroom 401 Closet	W3	No Access	N/A	N/A	N/A	N/A	
27	2690	1	3	401A	Storage	Classroom 401 Closet	W4	No Access	N/A	N/A	N/A	N/A	
28	2690	1	3	402	Primary	Classroom 402	W1	Chipping	5	N/A	N/A	N/A	
29	2690	1	3	402	Primary	Classroom 402	W2	Cracking, Chipping, Hole, Flaking	5	N/A	N/A	N/A	
30	2690	1	3	402	Primary	Classroom 402	W3	Cracking, Chipping on radiators, Hole, paint has been stabilized, Flaking behind radiators, Efflorescence behind radiator	5	N/A	N/A	N/A	
31	2690	1	3	402	Primary	Classroom 402	W4	Cracking, Chipping, Flaking	5	N/A	N/A	N/A	
32	2690	1	3	402A	Storage	Classroom 402 Closet	Ceiling	No Access	4	N/A	N/A	N/A	
33	2690	1	3	402A	Storage	Classroom 402 Closet	Floor	No Access	N/A	N/A	N/A	N/A	
34	2690	1	3	402A	Storage	Classroom 402 Closet	W1	No Access	N/A	N/A	N/A	N/A	
35	2690	1	3	402A	Storage	Classroom 402 Closet	W2	No Access	N/A	N/A	N/A	N/A	
36	2690	1	3	402A	Storage	Classroom 402 Closet	W3	No Access	N/A	N/A	N/A	N/A	
37	2690	1	3	402A	Storage	Classroom 402 Closet	W4	No Access	N/A	N/A	N/A	N/A	
38	2690	1	3	403	Primary	Classroom 403	Ceiling	Flaking above 2nd closet entrance	1	N/A	N/A	N/A	
39	2690	1	3	403	Primary	Classroom 403	W1	Cracking in air shaft, Chipping, Hole, paint has been stabilized	5	N/A	N/A	N/A	
40	2690	1	3	403	Primary	Classroom 403	W3	Chipping on radiators, Hole, paint has been stabilized, Hole behind radiator, Flaking behind radiator	5	N/A	N/A	N/A	
41	2690	1	3	403	Primary	Classroom 403	W4	Chipping, Flaking on door	5	N/A	N/A	N/A	
42	2690	1	3	403A	Storage	Classroom 403 Closet	Ceiling		3	N/A	N/A	N/A	
43	2690	1	3	403A	Storage	Classroom 403 Closet	Floor		N/A	N/A	N/A	N/A	
44	2690	1	3	403A	Storage	Classroom 403 Closet	W1	Hole	N/A	N/A	N/A	N/A	
45	2690	1	3	403A	Storage	Classroom 403 Closet	W2		N/A	N/A	N/A	N/A	
46	2690	1	3	403A	Storage	Classroom 403 Closet	W3	Cracking	N/A	N/A	N/A	N/A	
47	2690	1	3	403A	Storage	Classroom 403 Closet	W4		N/A	N/A	N/A	N/A	
48	2690	1	3	404	Primary	Classroom 404	W1	Cracking, some in air shaft, Chipping, Holes					Work completed with Synertech
49	2690	1	3	404	Primary	Classroom 404	W3	Chipping on radiators, Flaking behind radiators					Work completed with Synertech

Task ID	ULCS#	E l e m e n t	F l o o r	Space # (on Floor Plan)	Space Type	On Site Room Name	Component	Description of Paint and Plaster Damage (i.e. cracking, chipping, gouges, holes, flaking, spalling, efflorescence, significant moisture damage)	Number of Required RRP Wipes	Number of Colorimetric Wipes Used to Pass	Final Colorimetric Wipe Submitted for AAS Analysis (yes/no)	AAS Analysis Results	Other Notes or Comments
50	2690	1	3	404A	Storage	Classroom 404 Closet	Ceiling						Work completed with Synertech
51	2690	1	3	404A	Storage	Classroom 404 Closet	Floor						Work completed with Synertech
52	2690	1	3	404A	Storage	Classroom 404 Closet	W1						Work completed with Synertech
53	2690	1	3	404A	Storage	Classroom 404 Closet	W2						Work completed with Synertech
54	2690	1	3	404A	Storage	Classroom 404 Closet	W3	Cracking					Work completed with Synertech
55	2690	1	3	404A	Storage	Classroom 404 Closet	W4	Chipping					Work completed with Synertech
56	2690	1	3	405	Primary	Classroom 405	W1	Cracking, Chipping, Flaking					Work completed with Synertech
57	2690	1	3	405	Primary	Classroom 405	W2	Cracking, Chipping, Holes, paint has been stabilized					Work completed with Synertech
58	2690	1	3	405	Primary	Classroom 405	W3	Hole, paint has been stabilized, Flaking behind radiator					Work completed with Synertech
59	2690	1	3	405A	Storage	Classroom 405 Closet	Ceiling						Work completed with Synertech
60	2690	1	3	405A	Storage	Classroom 405 Closet	Floor						Work completed with Synertech
61	2690	1	3	405A	Storage	Classroom 405 Closet	W1						Work completed with Synertech
62	2690	1	3	405A	Storage	Classroom 405 Closet	W2	Cracking					Work completed with Synertech
63	2690	1	3	405A	Storage	Classroom 405 Closet	W3	Cracking, Hole, paint has been stabilized					Work completed with Synertech
64	2690	1	3	405A	Storage	Classroom 405 Closet	W4	Cracking, Chipping, Flaking					Work completed with Synertech
65	2690	1	3	406	Primary	Classroom 406	W1	Cracking, Chipping, Holes, paint has been stabilized on 1, Flaking in air shaft	5	N/A	N/A	N/A	
66	2690	1	3	406	Primary	Classroom 406	W2	Cracking, Chipping on wall and metal pipe	5	N/A	N/A	N/A	
67	2690	1	3	406	Primary	Classroom 406	W3	Cracking behind shelf, Chipping on radiators, Hole, Efflorescence behind radiator	5	N/A	N/A	N/A	
68	2690	1	3	406	Primary	Classroom 406	W4	Cracking, Chipping, Holes, paint has been stabilized	5	N/A	N/A	N/A	
69	2690	1	3	406A	Storage	Classroom 406 Closet	Ceiling		3	N/A	N/A	N/A	
70	2690	1	3	406A	Storage	Classroom 406 Closet	Floor		N/A	N/A	N/A	N/A	
71	2690	1	3	406A	Storage	Classroom 406 Closet	W1	Hole, paint has been stabilized	N/A	N/A	N/A	N/A	
72	2690	1	3	406A	Storage	Classroom 406 Closet	W2		N/A	N/A	N/A	N/A	
73	2690	1	3	406A	Storage	Classroom 406 Closet	W3	Cracking, Hole, paint has been stabilized	N/A	N/A	N/A	N/A	
74	2690	1	3	406A	Storage	Classroom 406 Closet	W4	Cracking, Holes, paint has been stabilized, Flaking	N/A	N/A	N/A	N/A	
75	2690	1	3	407	Primary	Classroom 407	Ceiling	Flaking by entrance	N/A	N/A	N/A	N/A	
76	2690	1	3	407	Primary	Classroom 407	W1	Chipping	5	N/A	N/A	N/A	

Task ID	ULCS#	E l e m e n t	F l o o r	Space # (on Floor Plan)	Space Type	On Site Room Name	Component	Description of Paint and Plaster Damage (i.e. cracking, chipping, gouges, holes, flaking, spalling, efflorescence, significant moisture damage)	Number of Required RRP Wipes	Number of Colorimetric Wipes Used to Pass	Final Colorimetric Wipe Submitted for AAS Analysis (yes/no)	AAS Analysis Results	Other Notes or Comments
77	2690	1	3	407	Primary	Classroom 407	W2	Chipping, Efflorescence	5	N/A	N/A	N/A	
78	2690	1	3	407	Primary	Classroom 407	W3	Cracking, Chipping on radiators, Flaking behind radiators, Efflorescence	5	N/A	N/A	N/A	
79	2690	1	3	407	Primary	Classroom 407	W4	Cracking, Chipping, Flaking	5	N/A	N/A	N/A	
80	2690	1	3	407A	Storage	Classroom 407 Closet	Floor		3	N/A	N/A	N/A	
81	2690	1	3	407A	Storage	Classroom 407 Closet	W2	Cracking, Holes, Flaking, Coat hooks pulling off wall	N/A	N/A	N/A	N/A	
82	2690	1	3	407A	Storage	Classroom 407 Closet	W3	Cracking, Chipping on radiator, Efflorescence	N/A	N/A	N/A	N/A	
83	2690	1	3	407A	Storage	Classroom 407 Closet	W4	Cracking, Flaking	N/A	N/A	N/A	N/A	
84	2690	1	3	408	Primary	Classroom 408	W1	Chipping, Holes, paint has been stabilized	6	0	No	N/A	Paint looks good
85	2690	1	3	408	Primary	Classroom 408	W2	Chipping, Gouges, Hole, paint has been stabilized	4	0	No	N/A	Paint looks good
86	2690	1	3	408	Primary	Classroom 408	W3	Chipping on wall and radiators, Holes, paint has been stabilized, Flaking behind radiators	6	0	No	N/A	Paint looks good
87	2690	1	3	408	Primary	Classroom 408	W4	Chipping, Holes, paint has been stabilized	4	0	No	N/A	Paint looks good
88	2690	1	3	408A	Storage	Classroom 408 Closet	Ceiling		N/A	0	No	N/A	Paint looks good
89	2690	1	3	408A	Storage	Classroom 408 Closet	Floor		N/A	0	No	N/A	Paint looks good
90	2690	1	3	408A	Storage	Classroom 408 Closet	W1	Cracking, Flaking	3	0	No	N/A	Paint looks good
91	2690	1	3	408A	Storage	Classroom 408 Closet	W2	Cracking, Flaking	N/A	0	No	N/A	Paint looks good
92	2690	1	3	408A	Storage	Classroom 408 Closet	W3	Chipping, Flaking	N/A	0	No	N/A	Paint looks good
93	2690	1	3	408A	Storage	Classroom 408 Closet	W4	Flaking	N/A	0	No	N/A	Paint looks good
94	2690	1	3	409	Primary	Classroom 409	Ceiling	Flaking outside Closet	0	0	No	N/A	Work Area = Entire Room
95	2690	1	3	409	Primary	Classroom 409	W1	Chipping, Holes, paint has been stabilized	5	0	No	N/A	
96	2690	1	3	409	Primary	Classroom 409	W2	Chipping, Hole, paint has been stabilized	5	1	No	N/A	
97	2690	1	3	409	Primary	Classroom 409	W3	Chipping on radiators, Holes, paint has been stabilized, Holes behind radiator	5	0	No	N/A	
98	2690	1	3	409	Primary	Classroom 409	W4	Cracking, Chipping, Flaking	10	0	No	N/A	
99	2690	1	3	409A	Storage	Classroom 409 Closet	W1	Hole	1	0	No	N/A	Work Area = Entire Room
100	2690	1	3	409A	Storage	Classroom 409 Closet	W2	Cracking, Flaking	1	0	No	N/A	
101	2690	1	3	409A	Storage	Classroom 409 Closet	W3	Flaking behind radiator	0	0	No	N/A	
102	2690	1	3	409A	Storage	Classroom 409 Closet	W4	Gouge, Flaking, Coat hooks pulling off wall	0	0	No	N/A	

Task ID	ULCS#	E l e m e n t	F l o o r	Space # (on Floor Plan)	Space Type	On Site Room Name	Component	Description of Paint and Plaster Damage (i.e. cracking, chipping, gouges, holes, flaking, spalling, efflorescence, significant moisture damage)	Number of Required RRP Wipes	Number of Colorimetric Wipes Used to Pass	Final Colorimetric Wipe Submitted for AAS Analysis (yes/no)	AAS Analysis Results	Other Notes or Comments
103	2690	1	3	410	Primary	Classroom 410	Floor		7	0	No	N/A	Work Area = Entire Room
104	2690	1	3	410	Primary	Classroom 410	W1	Cracking, Chipping, Holes, paint has been stabilized on 1	8	0	No	N/A	
105	2690	1	3	410	Primary	Classroom 410	W2	Chipping	4	0	No	N/A	
106	2690	1	3	410	Primary	Classroom 410	W3	Chipping on wall and radiators, flaking on wall and metal pipe, Efflorescence	3	0	No	N/A	
107	2690	1	3	410	Primary	Classroom 410	W4	Chipping, Flaking	3	0	No	N/A	
108	2690	1	3	410A	Storage	Classroom 410 Closet	W1	Holes, paint has been stabilized on 2, Flaking	1	0	No	N/A	Work Area = Entire Room
109	2690	1	3	410A	Storage	Classroom 410 Closet	W2	Holes, paint has been stabilized	1	0	No	N/A	
110	2690	1	3	410A	Storage	Classroom 410 Closet	W3	Chipping on wall and metal pipe, Gouge, Flaking	1	0	No	N/A	
111	2690	1	3	410A	Storage	Classroom 410 Closet	W4	Chipping on radiator, Flaking behind radiator	0	0	No	N/A	
112	2690	1	3	S5-400	Stairs, Fire Tower	Fire Tower across from Classroom 400	Ceiling	Cracking	6	N/A	N/A	N/A	
113	2690	1	3	S5-400	Stairs, Fire Tower	Fire Tower across from Classroom 400	Floor		N/A	N/A	N/A	N/A	
114	2690	1	3	S5-400	Stairs, Fire Tower	Fire Tower across from Classroom 400	W1	Cracking, Efflorescence	N/A	N/A	N/A	N/A	
115	2690	1	3	S5-400	Stairs, Fire Tower	Fire Tower across from Classroom 400	W2	Cracking, Efflorescence	N/A	N/A	N/A	N/A	
116	2690	1	3	S5-400	Stairs, Fire Tower	Fire Tower across from Classroom 400	W3	Chipping on doors and doorframe	N/A	N/A	N/A	N/A	
117	2690	1	3	S5-400	Stairs, Fire Tower	Fire Tower across from Classroom 400	W4	Cracking	N/A	N/A	N/A	N/A	
118	2690	1	3	S3-400	Stairs, Fire Tower	Fire Tower across from Classrooms 404-405	Ceiling	No Access					
119	2690	1	3	S3-400	Stairs, Fire Tower	Fire Tower across from Classrooms 404-405	Floor	No Access					
120	2690	1	3	S3-400	Stairs, Fire Tower	Fire Tower across from Classrooms 404-405	W1	No Access					
121	2690	1	3	S3-400	Stairs, Fire Tower	Fire Tower across from Classrooms 404-405	W2	No Access					
122	2690	1	3	S3-400	Stairs, Fire Tower	Fire Tower across from Classrooms 404-405	W3	No Access					
123	2690	1	3	S3-400	Stairs, Fire Tower	Fire Tower across from Classrooms 404-405	W4	No Access					

Task ID	ULCS#	Element	Floor	Space # (on Floor Plan)	Space Type	On Site Room Name	Component	Description of Paint and Plaster Damage (i.e. cracking, chipping, gouges, holes, flaking, spalling, efflorescence, significant moisture damage)	Number of Required RRP Wipes	Number of Colorimetric Wipes Used to Pass	Final Colorimetric Wipe Submitted for AAS Analysis (yes/no)	AAS Analysis Results	Other Notes or Comments
124	2690	1	3	H402	Circulation (Hallway)	Hallway outside Classrooms 400-401	W1	Chipping on radiators, Holes, paint has been stabilized, Efflorescence	8	0	No	N/A	
125	2690	1	3	H402	Circulation (Hallway)	Hallway outside Classrooms 400-401	W2	Chipping on doors and doorframe	2	0	No	N/A	
126	2690	1	3	H402	Circulation (Hallway)	Hallway outside Classrooms 400-401	W3	Chipping on metal jackets, Holes, paint has been stabilized	8	0	No	N/A	
127	2690	1	3	H400	Circulation (Hallway)	Hallway outside Classrooms 403-406	W2	Cracking, Chipping on wall, metal pipe, and radiators, Holes, paint has been stabilized on 8, Flaking	17	0	No	N/A	
128	2690	1	3	H400	Circulation (Hallway)	Hallway outside Classrooms 403-406	W3	Chipping, Hole, paint has been stabilized	2	0	No	N/A	
129	2690	1	3	H400	Circulation (Hallway)	Hallway outside Classrooms 403-406	W4	Chipping on metal jackets, Holes, paint has been stabilized, Efflorescence	17	0	No	N/A	
130	2690	1	3	H401	Circulation (Hallway)	Hallway outside Classrooms 408-409	W1	Chipping, Holes, paint has been stabilized, Flaking	9	0	No	N/A	
131	2690	1	3	H401	Circulation (Hallway)	Hallway outside Classrooms 408-409	W3	Cracking, Chipping, Flaking	2	0	No	N/A	
132	2690	1	3	H401	Circulation (Hallway)	Hallway outside Classrooms 408-409	W4	Cracking, Chipping	9	0	No	N/A	
133	2690	1	3	S4-400	Stairs	Stairwell adjacent to Classroom 402	Ceiling	Flaking	12	N/A	N/A	N/A	
134	2690	1	3	S4-400	Stairs	Stairwell adjacent to Classroom 402	Floor	Chipping on stairs, cove, and railings	N/A	N/A	N/A	N/A	
135	2690	1	3	S4-400	Stairs	Stairwell adjacent to Classroom 402	W1	Chipping on wall, doors, and doorframe, Hole, Flaking, Spalling	N/A	N/A	N/A	N/A	
136	2690	1	3	S4-400	Stairs	Stairwell adjacent to Classroom 402	W2	Cracking, Flaking on wall and side of stairs, Spalling	N/A	N/A	N/A	N/A	
137	2690	1	3	S4-400	Stairs	Stairwell adjacent to Classroom 402	W3	Cracking	N/A	N/A	N/A	N/A	
138	2690	1	3	S4-400	Stairs	Stairwell adjacent to Classroom 402	W4	Cracking, Chipping, Flaking	N/A	N/A	N/A	N/A	
139	2690	1	3	S2-400	Stairs	Stairwell adjacent to Classroom 407	Floor	Chipping on stairs, cove, and railings	N/A	N/A	N/A	N/A	
140	2690	1	3	S2-400	Stairs	Stairwell adjacent to Classroom 407	W1	Cracking	9	N/A	N/A	N/A	
141	2690	1	3	S2-400	Stairs	Stairwell adjacent to Classroom 407	W2	Cracking, Chipping, Flaking	N/A	N/A	N/A	N/A	
142	2690	1	3	S2-400	Stairs	Stairwell adjacent to Classroom 407	W3	Chipping on wall, doors, and doorframe, Holes, paint has been stabilized	N/A	N/A	N/A	N/A	
143	2690	1	3	S2-400	Stairs	Stairwell adjacent to Classroom 407	W4	Chipping, Flaking	N/A	N/A	N/A	N/A	
144	2690	1	3	S1-400	Stairs	Stairwell adjacent to Classroom 409	Floor	Chipping on stairs, cove, and railings	N/A	N/A	N/A	N/A	

Task ID	ULCS#	E l e m e n t	F l o o r	Space # (on Floor Plan)	Space Type	On Site Room Name	Component	Description of Paint and Plaster Damage (i.e. cracking, chipping, gouges, holes, flaking, spalling, efflorescence, significant moisture damage)	Number of Required RRP Wipes	Number of Colorimetric Wipes Used to Pass	Final Colorimetric Wipe Submitted for AAS Analysis (yes/no)	AAS Analysis Results	Other Notes or Comments
145	2690	1	3	S1-400	Stairs	Stairwell adjacent to Classroom 409	W1	Cracking, Holes, Flaking	7	N/A	N/A	N/A	
146	2690	1	3	S1-400	Stairs	Stairwell adjacent to Classroom 409	W2	Cracking, Chipping on wall, door and doorframe	N/A	N/A	N/A	N/A	
147	2690	1	3	S1-400	Stairs	Stairwell adjacent to Classroom 409	W3	Cracking, Flaking	N/A	N/A	N/A	N/A	
148	2690	1	3	S1-400	Stairs	Stairwell adjacent to Classroom 409	W4	Cracking, Chipping on radiator, Hole	N/A	N/A	N/A	N/A	
149	2690	1	3	S2-500	Stairs	Stairwell to Attic	Ceiling	Efflorescence	9	N/A	N/A	N/A	
150	2690	1	3	S2-500	Stairs	Stairwell to Attic	Floor	Chipping on railings	N/A	N/A	N/A	N/A	
151	2690	1	3	S2-500	Stairs	Stairwell to Attic	W1	Flaking, Efflorescence	N/A	N/A	N/A	N/A	
152	2690	1	3	S2-500	Stairs	Stairwell to Attic	W2	Cracking, Flaking	N/A	N/A	N/A	N/A	
153	2690	1	3	S2-500	Stairs	Stairwell to Attic	W3	Cracking	N/A	N/A	N/A	N/A	
154	2690	1	3	500	Storage	Storage Room 500	Ceiling	Holes, paint has been stabilized, Flaking	4	0	No	N/A	
155	2690	1	3	500	Storage	Storage Room 500	Floor		N/A	N/A	N/A	N/A	
156	2690	1	3	500	Storage	Storage Room 500	W1	Chipping, Flaking	N/A	N/A	N/A	N/A	
157	2690	1	3	500	Storage	Storage Room 500	W2	Chipping on radiator, Gouge, Holes, paint has been stabilized	N/A	N/A	N/A	N/A	
158	2690	1	3	500	Storage	Storage Room 500	W4	Cracking, Chipping, Hole, paint has been stabilized, Flaking	N/A	N/A	N/A	N/A	
159	2690	1	2	313	Student Restrooms - Female (4-12)	2nd Floor Girl's Restroom	Ceiling	Cracking	3	N/A	N/A	N/A	
160	2690	1	2	313	Student Restrooms - Female (4-12)	2nd Floor Girl's Restroom	Floor	Chipping on transite stalls	N/A	N/A	N/A	N/A	
161	2690	1	2	313	Student Restrooms - Female (4-12)	2nd Floor Girl's Restroom	W1	Cracking, Spalling	N/A	N/A	N/A	N/A	
162	2690	1	2	313	Student Restrooms - Female (4-12)	2nd Floor Girl's Restroom	W2	Cracking	N/A	N/A	N/A	N/A	
163	2690	1	2	313	Student Restrooms - Female (4-12)	2nd Floor Girl's Restroom	W3	Cracking, Chipping on radiator, Flaking	N/A	N/A	N/A	N/A	
164	2690	1	2	315A	Restrooms, Staff - Male	2nd Floor Men's Restroom	Ceiling	Cracking	2	N/A	N/A	N/A	
165	2690	1	2	315A	Restrooms, Staff - Male	2nd Floor Men's Restroom	W1	Chipping on doorframe	N/A	N/A	N/A	N/A	
166	2690	1	2	315A	Restrooms, Staff - Male	2nd Floor Men's Restroom	W2	Chipping on transite, Holes, paint has been stabilized	N/A	N/A	N/A	N/A	
167	2690	1	2	315A	Restrooms, Staff - Male	2nd Floor Men's Restroom	W3	Cracking, Chipping on radiator, Holes, paint has been stabilized	N/A	N/A	N/A	N/A	
168	2690	1	2	315A	Restrooms, Staff - Male	2nd Floor Men's Restroom	W4	Cracking, Holes, paint has been stabilized	N/A	N/A	N/A	N/A	
169	2690	1	2	311	Restrooms, Staff - Female	2nd Floor Women's Restroom	Ceiling	Chipping on transite, Flaking on metal pipe	4	N/A	N/A	N/A	
170	2690	1	2	311	Restrooms, Staff - Female	2nd Floor Women's Restroom	W1	Holes, paint has been stabilized	N/A	N/A	N/A	N/A	

Task ID	ULCS#	Element	Floor	Space # (on Floor Plan)	Space Type	On Site Room Name	Component	Description of Paint and Plaster Damage (i.e. cracking, chipping, gouges, holes, flaking, spalling, efflorescence, significant moisture damage)	Number of Required RRP Wipes	Number of Colorimetric Wipes Used to Pass	Final Colorimetric Wipe Submitted for AAS Analysis (yes/no)	AAS Analysis Results	Other Notes or Comments
171	2690	1	2	311	Restrooms, Staff - Female	2nd Floor Women's Restroom	W2	Holes, paint has been stabilized	N/A	N/A	N/A	N/A	
172	2690	1	2	311	Restrooms, Staff - Female	2nd Floor Women's Restroom	W3	Holes, paint has been stabilized, Flaking on metal pipe	N/A	N/A	N/A	N/A	
173	2690	1	2	311	Restrooms, Staff - Female	2nd Floor Women's Restroom	W4	Chipping on radiator, Holes, paint has been stabilized, Flaking on radiator heat shield	N/A	N/A	N/A	N/A	
174	2690	1	2	300	Primary	Classroom 300	W1	Cracking, Chipping	N/A	N/A	N/A	N/A	This work was completed during Classroom Modernization Summer 2018
175	2690	1	2	300	Primary	Classroom 300	W2	Cracking, Chipping, Holes, Flaking	N/A	N/A	N/A	N/A	This work was completed during Classroom Modernization Summer 2018
176	2690	1	2	300	Primary	Classroom 300	W3	Cracking, Chipping on wall and radiator	N/A	N/A	N/A	N/A	This work was completed during Classroom Modernization Summer 2018
177	2690	1	2	300	Primary	Classroom 300	W4	Cracking, Chipping, Flaking	N/A	N/A	N/A	N/A	This work was completed during Classroom Modernization Summer 2018
178	2690	1	2	300A	Storage	Classroom 300 Closet	W2	Cracking, Chipping on cove	N/A	N/A	N/A	N/A	This work was completed during Classroom Modernization Summer 2018
179	2690	1	2	300A	Storage	Classroom 300 Closet	W3	Chipping on radiator, Flaking	N/A	N/A	N/A	N/A	This work was completed during Classroom Modernization Summer 2018
180	2690	1	2	300A	Storage	Classroom 300 Closet	W4	Cracking, Chipping on wall and cove, Holes, paint has been stabilized	N/A	N/A	N/A	N/A	This work was completed during Classroom Modernization Summer 2018
181	2690	1	2	301	Primary	Classroom 301	W1	Chipping, Holes, paint has been stabilized	N/A	N/A	N/A	N/A	This work was completed during Classroom Modernization Summer 2018
182	2690	1	2	301	Primary	Classroom 301	W2	Chipping	N/A	N/A	N/A	N/A	This work was completed during Classroom Modernization Summer 2018

Task ID	ULCS#	Element	Floor	Space # (on Floor Plan)	Space Type	On Site Room Name	Component	Description of Paint and Plaster Damage (i.e. cracking, chipping, gouges, holes, flaking, spalling, efflorescence, significant moisture damage)	Number of Required RRP Wipes	Number of Colorimetric Wipes Used to Pass	Final Colorimetric Wipe Submitted for AAS Analysis (yes/no)	AAS Analysis Results	Other Notes or Comments
183	2690	1	2	301	Primary	Classroom 301	W3	Chipping on radiators, Holes, paint has been stabilized, Efflorescence, Significant Moisture Damage behind radiator	N/A	N/A	N/A	N/A	This work was completed during Classroom Modernization Summer 2018
184	2690	1	2	301	Primary	Classroom 301	W4	Chipping	N/A	N/A	N/A	N/A	This work was completed during Classroom Modernization Summer 2018
185	2690	1	2	301A	Storage	Classroom 301 Closet	W1	Cracking, Flaking	N/A	N/A	N/A	N/A	This work was completed during Classroom Modernization Summer 2018
186	2690	1	2	301A	Storage	Classroom 301 Closet	W2	Cracking, Flaking on metal pipe	N/A	N/A	N/A	N/A	This work was completed during Classroom Modernization Summer 2018
187	2690	1	2	301A	Storage	Classroom 301 Closet	W3	Hole	N/A	N/A	N/A	N/A	This work was completed during Classroom Modernization Summer 2018
188	2690	1	2	301A	Storage	Classroom 301 Closet	W4	Cracking, Chipping, Flaking	N/A	N/A	N/A	N/A	This work was completed during Classroom Modernization Summer 2018
189	2690	1	2	302	Primary	Classroom 302	W1	Cracking, Chipping	22	3	Yes - 1	<10 µg/ft²	
190	2690	1	2	302	Primary	Classroom 302	W2	Cracking, Chipping on wall and door	0	0	0		
191	2690	1	2	302	Primary	Classroom 302	W3	Cracking, Chipping on radiators and plastic jacket, Flaking behind radiators	0	0	0		
192	2690	1	2	302	Primary	Classroom 302	W4	Cracking, Chipping	0	0	0		
193	2690	1	2	302A	Storage	Classroom 302 Closet	Ceiling		0	0	0		
194	2690	1	2	302A	Storage	Classroom 302 Closet	Floor		3	0	0		
195	2690	1	2	302A	Storage	Classroom 302 Closet	W1		0	0	0		
196	2690	1	2	302A	Storage	Classroom 302 Closet	W2	Cracking, Flaking	0	0	0		
197	2690	1	2	302A	Storage	Classroom 302 Closet	W3	Chipping on radiator, Flaking behind radiator	0	0	0		
198	2690	1	2	302A	Storage	Classroom 302 Closet	W4	Holes, paint has been stabilized	0	0	0		
199	2690	1	2	303	Primary	Classroom 303	W1	Chipping, Holes, Wood trim pulling off wall	N/A	N/A	N/A	N/A	This work was completed during Classroom Modernization Summer 2018

Task ID	ULCS#	E l e m e n t	F l o o r	Space # (on Floor Plan)	Space Type	On Site Room Name	Component	Description of Paint and Plaster Damage (i.e. cracking, chipping, gouges, holes, flaking, spalling, efflorescence, significant moisture damage)	Number of Required RRP Wipes	Number of Colorimetric Wipes Used to Pass	Final Colorimetric Wipe Submitted for AAS Analysis (yes/no)	AAS Analysis Results	Other Notes or Comments
200	2690	1	2	303	Primary	Classroom 303	W3	Chipping on wall and radiators, Flaking behind radiators	N/A	N/A	N/A	N/A	This work was completed during Classroom Modernization Summer 2018
201	2690	1	2	303	Primary	Classroom 303	W4	Cracking, Chipping	N/A	N/A	N/A	N/A	This work was completed during Classroom Modernization Summer 2018
202	2690	1	2	303A	Storage	Classroom 303 Closet	Ceiling	Cracking above missing ceiling tile	N/A	N/A	N/A	N/A	This work was completed during Classroom Modernization Summer 2018
203	2690	1	2	303A	Storage	Classroom 303 Closet	W2	Chipping, Coat hooks pulling off wall	N/A	N/A	N/A	N/A	This work was completed during Classroom Modernization Summer 2018
204	2690	1	2	303A	Storage	Classroom 303 Closet	W3	Cracking, some above missing ceiling tile, Hole, paint has been stabilized	N/A	N/A	N/A	N/A	This work was completed during Classroom Modernization Summer 2018
205	2690	1	2	303A	Storage	Classroom 303 Closet	W4	Cracking, Coat hooks pulling off wall	N/A	N/A	N/A	N/A	This work was completed during Classroom Modernization Summer 2018
206	2690	1	2	304	Primary	Classroom 304	Floor		N/A	N/A	N/A	N/A	This work was completed during Classroom Modernization Summer 2018
207	2690	1	2	304	Primary	Classroom 304	W1	Cracking in air shaft, Chipping, Holes	N/A	N/A	N/A	N/A	This work was completed during Classroom Modernization Summer 2018
208	2690	1	2	304	Primary	Classroom 304	W2	Holes, Efflorescence behind desk	N/A	N/A	N/A	N/A	This work was completed during Classroom Modernization Summer 2018
209	2690	1	2	304	Primary	Classroom 304	W3	Chipping on plastic jacket, Gouges, Holes	N/A	N/A	N/A	N/A	This work was completed during Classroom Modernization Summer 2018
210	2690	1	2	304	Primary	Classroom 304	W4	Chipping, Holes	N/A	N/A	N/A	N/A	This work was completed during Classroom Modernization Summer 2018

Task ID	ULCS#	Element	Floor	Space # (on Floor Plan)	Space Type	On Site Room Name	Component	Description of Paint and Plaster Damage (i.e. cracking, chipping, gouges, holes, flaking, spalling, efflorescence, significant moisture damage)	Number of Required RRP Wipes	Number of Colorimetric Wipes Used to Pass	Final Colorimetric Wipe Submitted for AAS Analysis (yes/no)	AAS Analysis Results	Other Notes or Comments
211	2690	1	2	304A	Storage	Classroom 304 Closet	W1	Cracking, Hole	N/A	N/A	N/A	N/A	This work was completed during Classroom Modernization Summer 2018
212	2690	1	2	304A	Storage	Classroom 304 Closet	W2	Cracking, Chipping	N/A	N/A	N/A	N/A	This work was completed during Classroom Modernization Summer 2018
213	2690	1	2	304A	Storage	Classroom 304 Closet	W3	Flaking	N/A	N/A	N/A	N/A	This work was completed during Classroom Modernization Summer 2018
214	2690	1	2	304A	Storage	Classroom 304 Closet	W4	Cracking, Holes, paint has been stabilized on 2, Flaking	N/A	N/A	N/A	N/A	This work was completed during Classroom Modernization Summer 2018
215	2690	1	2	307	Primary	Classroom 307	Ceiling	Flaking above entrance and 2nd closet entrance	N/A	N/A	N/A	N/A	This work was completed during Classroom Modernization Summer 2018
216	2690	1	2	307	Primary	Classroom 307	Floor		N/A	N/A	N/A	N/A	This work was completed during Classroom Modernization Summer 2018
217	2690	1	2	307	Primary	Classroom 307	W1	Cracking, Chipping, Holes, Significant Moisture Damage above entrance	N/A	N/A	N/A	N/A	This work was completed during Classroom Modernization Summer 2018
218	2690	1	2	307	Primary	Classroom 307	W2	Cracking, Chipping, Flaking	N/A	N/A	N/A	N/A	This work was completed during Classroom Modernization Summer 2018
219	2690	1	2	307	Primary	Classroom 307	W3	Chipping on radiators, Flaking on wall and behind radiator	N/A	N/A	N/A	N/A	This work was completed during Classroom Modernization Summer 2018
220	2690	1	2	307	Primary	Classroom 307	W4	Chipping, Flaking	N/A	N/A	N/A	N/A	This work was completed during Classroom Modernization Summer 2018
221	2690	1	2	307A	Storage	Classroom 307 Closet	Ceiling	Flaking above missing ceiling tile	N/A	N/A	N/A	N/A	This work was completed during Classroom Modernization Summer 2018

Task ID	ULCS#	E l e m e n t	F l o o r	Space # (on Floor Plan)	Space Type	On Site Room Name	Component	Description of Paint and Plaster Damage (i.e. cracking, chipping, gouges, holes, flaking, spalling, efflorescence, significant moisture damage)	Number of Required RRP Wipes	Number of Colorimetric Wipes Used to Pass	Final Colorimetric Wipe Submitted for AAS Analysis (yes/no)	AAS Analysis Results	Other Notes or Comments
222	2690	1	2	307A	Storage	Classroom 307 Closet	W1	Flaking	N/A	N/A	N/A	N/A	This work was completed during Classroom Modernization Summer 2018
223	2690	1	2	307A	Storage	Classroom 307 Closet	W2	Flaking on wall and metal pipe	N/A	N/A	N/A	N/A	This work was completed during Classroom Modernization Summer 2018
224	2690	1	2	307A	Storage	Classroom 307 Closet	W3	Flaking, some above missing ceiling tile	N/A	N/A	N/A	N/A	This work was completed during Classroom Modernization Summer 2018
225	2690	1	2	307A	Storage	Classroom 307 Closet	W4	Flaking	N/A	N/A	N/A	N/A	This work was completed during Classroom Modernization Summer 2018
226	2690	1	2	308	Primary	Classroom 308	Ceiling	Cracking above entrance	N/A	N/A	N/A	N/A	This work was completed during Classroom Modernization Summer 2018
227	2690	1	2	308	Primary	Classroom 308	W1	Chipping, Hole, Flaking	N/A	N/A	N/A	N/A	This work was completed during Classroom Modernization Summer 2018
228	2690	1	2	308	Primary	Classroom 308	W2		N/A	N/A	N/A	N/A	This work was completed during Classroom Modernization Summer 2018
229	2690	1	2	308	Primary	Classroom 308	W3	Chipping on wall and radiators	N/A	N/A	N/A	N/A	This work was completed during Classroom Modernization Summer 2018
230	2690	1	2	308	Primary	Classroom 308	W4		N/A	N/A	N/A	N/A	This work was completed during Classroom Modernization Summer 2018
231	2690	1	2	308A	Storage	Classroom 308 Closet	Ceiling	Cracking	N/A	N/A	N/A	N/A	This work was completed during Classroom Modernization Summer 2018
232	2690	1	2	308A	Storage	Classroom 308 Closet	W1	Cracking, Chipping, Flaking, Coat hooks pulling off wall	N/A	N/A	N/A	N/A	This work was completed during Classroom Modernization Summer 2018

Task ID	ULCS#	Element	Floor	Space # (on Floor Plan)	Space Type	On Site Room Name	Component	Description of Paint and Plaster Damage (i.e. cracking, chipping, gouges, holes, flaking, spalling, efflorescence, significant moisture damage)	Number of Required RRP Wipes	Number of Colorimetric Wipes Used to Pass	Final Colorimetric Wipe Submitted for AAS Analysis (yes/no)	AAS Analysis Results	Other Notes or Comments
233	2690	1	2	308A	Storage	Classroom 308 Closet	W2	Efflorescence	N/A	N/A	N/A	N/A	This work was completed during Classroom Modernization Summer 2018
234	2690	1	2	308A	Storage	Classroom 308 Closet	W3	Cracking, Chipping	N/A	N/A	N/A	N/A	This work was completed during Classroom Modernization Summer 2018
235	2690	1	2	308A	Storage	Classroom 308 Closet	W4	Cracking	N/A	N/A	N/A	N/A	This work was completed during Classroom Modernization Summer 2018
236	2690	1	2	309	Art - Elementary	Classroom 309	W1	Chipping on wall, door and doorframe, Hole	6	N/A	N/A	N/A	
237	2690	1	2	309	Art - Elementary	Classroom 309	W2	Cracking, Efflorescence	4	N/A	N/A	N/A	
238	2690	1	2	309	Art - Elementary	Classroom 309	W3	Cracking, Holes	6	N/A	N/A	N/A	
239	2690	1	2	309	Art - Elementary	Classroom 309	W4	Hole	4	N/A	N/A	N/A	
240	2690	1	2	309A	Storage	Classroom 309 Closet	Ceiling	No Access	3	N/A	N/A	N/A	
241	2690	1	2	309A	Storage	Classroom 309 Closet	Floor	No Access	N/A	N/A	N/A	N/A	
242	2690	1	2	309A	Storage	Classroom 309 Closet	W1	No Access	N/A	N/A	N/A	N/A	
243	2690	1	2	309A	Storage	Classroom 309 Closet	W2	No Access	N/A	N/A	N/A	N/A	
244	2690	1	2	309A	Storage	Classroom 309 Closet	W3	No Access	N/A	N/A	N/A	N/A	
245	2690	1	2	309A	Storage	Classroom 309 Closet	W4	No Access	N/A	N/A	N/A	N/A	
246	2690	1	2	312	Teacher Lounge/Dining	Dining Room	W1	Chipping, Hole	3	N/A	N/A	N/A	
247	2690	1	2	312	Teacher Lounge/Dining	Dining Room	W2	Flaking, behind cabinets	4	N/A	N/A	N/A	
248	2690	1	2	312	Teacher Lounge/Dining	Dining Room	W3	Cracking, Chipping on radiator, Flaking behind radiator	3	N/A	N/A	N/A	
249	2690	1	2	312	Teacher Lounge/Dining	Dining Room	W4	2 cr	4	N/A	N/A	N/A	
250	2690	1	2	312A	Kitchen	Dining Room Kitchen	W1	Flaking	2	N/A	N/A	N/A	
251	2690	1	2	312A	Kitchen	Dining Room Kitchen	W2	Cracking, Flaking, Efflorescence behind radiator	N/A	N/A	N/A	N/A	
252	2690	1	2	312A	Kitchen	Dining Room Kitchen	W3	Cracking, Holes	N/A	N/A	N/A	N/A	
253	2690	1	2	312A	Kitchen	Dining Room Kitchen	W4	Cracking	N/A	N/A	N/A	N/A	
254	2690	1	2	S5-300	Stairs. Fire Tower	Fire Tower across from Classroom 300	Ceiling	Efflorescence	6	N/A	N/A	N/A	
255	2690	1	2	S5-300	Stairs. Fire Tower	Fire Tower across from Classroom 300	Floor		N/A	N/A	N/A	N/A	

Task ID	ULCS#	E l e m e n t	F l o o r	Space # (on Floor Plan)	Space Type	On Site Room Name	Component	Description of Paint and Plaster Damage (i.e. cracking, chipping, gouges, holes, flaking, spalling, efflorescence, significant moisture damage)	Number of Required RRP Wipes	Number of Colorimetric Wipes Used to Pass	Final Colorimetric Wipe Submitted for AAS Analysis (yes/no)	AAS Analysis Results	Other Notes or Comments
256	2690	1	2	S5-300	Stairs. Fire Tower	Fire Tower across from Classroom 300	W1	Cracking, Hole, Flaking, Efflorescence	N/A	N/A	N/A	N/A	
257	2690	1	2	S5-300	Stairs. Fire Tower	Fire Tower across from Classroom 300	W2	Cracking, Efflorescence	N/A	N/A	N/A	N/A	
258	2690	1	2	S5-300	Stairs. Fire Tower	Fire Tower across from Classroom 300	W3	Chipping on wall and doorframe	N/A	N/A	N/A	N/A	
259	2690	1	2	S5-300	Stairs. Fire Tower	Fire Tower across from Classroom 300	W4	Cracking, Flaking on metal pipe	N/A	N/A	N/A	N/A	
260	2690	1	2	S3-300	Stairs, Fire Tower	Fire Tower across from Classroom 304 and IMC	Ceiling	No Access					
261	2690	1	2	S3-300	Stairs, Fire Tower	Fire Tower across from Classroom 304 and IMC	Floor	No Access					
262	2690	1	2	S3-300	Stairs, Fire Tower	Fire Tower across from Classroom 304 and IMC	W1	No Access					
263	2690	1	2	S3-300	Stairs, Fire Tower	Fire Tower across from Classroom 304 and IMC	W2	No Access					
264	2690	1	2	S3-300	Stairs, Fire Tower	Fire Tower across from Classroom 304 and IMC	W3	No Access					
265	2690	1	2	S3-300	Stairs, Fire Tower	Fire Tower across from Classroom 304 and IMC	W4	No Access					
266	2690	1	2	H302	Circulation (Hallway)	Hallway outside Classrooms 300-301	W1	Cracking, Chipping on wall, radiators, and metal jackets, Flaking	8	0	No	N/A	
267	2690	1	2	H302	Circulation (Hallway)	Hallway outside Classrooms 300-301	W2	Chipping on wall and doors, Gouges, Flaking	2	0	No	N/A	
268	2690	1	2	H302	Circulation (Hallway)	Hallway outside Classrooms 300-301	W3	Cracking, Chipping, Hole, Flaking	8	0	No	N/A	
269	2690	1	2	H302	Circulation (Hallway)	Hallway outside Classrooms 300-301	W4	Flaking	2	0	No	N/A	
270	2690	1	2	H300	Circulation (Hallway)	Hallway outside Classrooms 303-307	W1	Chipping, Holes, paint has been stabilized	2	0	No	N/A	
271	2690	1	2	H300	Circulation (Hallway)	Hallway outside Classrooms 303-307	W2	Cracking, Chipping on wall and metal pipe, Holes, Flaking on wall and metal pipe	17	0	No	N/A	
272	2690	1	2	H300	Circulation (Hallway)	Hallway outside Classrooms 303-307	W3	Chipping , Spalling	2	0	No	N/A	

Task ID	ULCS#	Element	Floor	Space # (on Floor Plan)	Space Type	On Site Room Name	Component	Description of Paint and Plaster Damage (i.e. cracking, chipping, gouges, holes, flaking, spalling, efflorescence, significant moisture damage)	Number of Required RRP Wipes	Number of Colorimetric Wipes Used to Pass	Final Colorimetric Wipe Submitted for AAS Analysis (yes/no)	AAS Analysis Results	Other Notes or Comments
273	2690	1	2	H300	Circulation (Hallway)	Hallway outside Classrooms 303-307	W4	Cracking, Chipping on wall and metal and plastic jackets, Holes, paint has been stabilized, Flaking	17	0	No	N/A	
274	2690	1	2	H301	Circulation (Hallway)	Hallway outside Classrooms 308-309	W1	Chipping, Hole, paint has been stabilized	9	0	No	N/A	
275	2690	1	2	H301	Circulation (Hallway)	Hallway outside Classrooms 308-309	W3	Chipping, Hole, paint has been stabilized	9	0	No	N/A	
276	2690	1	2	H301	Circulation (Hallway)	Hallway outside Classrooms 308-309	W4	Holes, paint has been stabilized	2	0	No	N/A	
277	2690	1	2	305	IMC (Library)	IMC	Floor		39	4	1	<10 µg/ft²	Entire Room = Work Area
278	2690	1	2	305	IMC (Library)	IMC	W1	Cracking, some in air shaft, Chipping, Holes	N/A	N/A	N/A	N/A	
279	2690	1	2	305	IMC (Library)	IMC	W2	Cracking	N/A	N/A	N/A	N/A	
280	2690	1	2	305	IMC (Library)	IMC	W3	Cracking, Chipping, Flaking behind built in seats	N/A	N/A	N/A	N/A	
281	2690	1	2	305	IMC (Library)	IMC	W4	Chipping, Holes	N/A	N/A	N/A	N/A	
282	2690	1	2	305D	Storage	IMC Closet	Ceiling		N/A	N/A	N/A	N/A	
283	2690	1	2	305D	Storage	IMC Closet	Floor		3	N/A	N/A	N/A	
284	2690	1	2	305D	Storage	IMC Closet	W1	Cracking	N/A	N/A	N/A	N/A	
285	2690	1	2	305D	Storage	IMC Closet	W2	Cracking, Gouge, Flaking	N/A	N/A	N/A	N/A	
286	2690	1	2	305D	Storage	IMC Closet	W3	Cracking	N/A	N/A	N/A	N/A	
287	2690	1	2	305D	Storage	IMC Closet	W4	Cracking	N/A	N/A	N/A	N/A	
288	2690	1	2	305C	Telecommunication Equipment Room	IMC Telecommunication Equipment Room	Floor		3	N/A	N/A	N/A	
289	2690	1	2	305C	Telecommunication Equipment Room	IMC Telecommunication Equipment Room	W1	Cracking, Hole	N/A	N/A	N/A	N/A	
290	2690	1	2	305C	Telecommunication Equipment Room	IMC Telecommunication Equipment Room	W2	Cracking, Hole	N/A	N/A	N/A	N/A	
291	2690	1	2	305C	Telecommunication Equipment Room	IMC Telecommunication Equipment Room	W3	Cracking, Holes	N/A	N/A	N/A	N/A	
292	2690	1	2	305C	Telecommunication Equipment Room	IMC Telecommunication Equipment Room	W4	Cracking, Hole	N/A	N/A	N/A	N/A	
293	2690	1	2	315	Teacher Lounge/Dining	Men's Lounge outside 2nd Floor Men's Restroom	Ceiling	Cracking, Flaking above damaged ceiling tile	4	0	No	N/A	
294	2690	1	2	315	Teacher Lounge/Dining	Men's Lounge outside 2nd Floor Men's Restroom	Floor		N/A	N/A	N/A	N/A	

Task ID	ULCS#	Element	Fl oor	Space # (on Floor Plan)	Space Type	On Site Room Name	Component	Description of Paint and Plaster Damage (i.e. cracking, chipping, gouges, holes, flaking, spalling, efflorescence, significant moisture damage)	Number of Required RRP Wipes	Number of Colorimetric Wipes Used to Pass	Final Colorimetric Wipe Submitted for AAS Analysis (yes/no)	AAS Analysis Results	Other Notes or Comments
295	2690	1	2	315	Teacher Lounge/Dining	Men's Lounge outside 2nd Floor Men's Restroom	W1	Holes, paint has been stabilized on 3	N/A	N/A	N/A	N/A	
296	2690	1	2	315	Teacher Lounge/Dining	Men's Lounge outside 2nd Floor Men's Restroom	W2	Holes, paint has been stabilized	N/A	N/A	N/A	N/A	
297	2690	1	2	315	Teacher Lounge/Dining	Men's Lounge outside 2nd Floor Men's Restroom	W3	Holes, paint has been stabilized	N/A	N/A	N/A	N/A	
298	2690	1	2	315	Teacher Lounge/Dining	Men's Lounge outside 2nd Floor Men's Restroom	W4	Chipping on radiator, Cracking above missing ceiling tile, Holes, paint has been stabilized	N/A	N/A	N/A	N/A	
299	2690	1	2	S4-300	Stairs	Stairwell adjacent to Classroom 302	Floor	Chipping on cove and railings	N/A	N/A	N/A	N/A	
300	2690	1	2	S4-300	Stairs	Stairwell adjacent to Classroom 302	W1	Chipping on doors and doorframe, Holes, paint has been stabilized on 4, Flaking	12	N/A	N/A	N/A	
301	2690	1	2	S4-300	Stairs	Stairwell adjacent to Classroom 302	W2	Cracking, Hole, paint has been stabilized, Flaking	N/A	N/A	N/A	N/A	
302	2690	1	2	S4-300	Stairs	Stairwell adjacent to Classroom 302	W3	Cracking	N/A	N/A	N/A	N/A	
303	2690	1	2	S4-300	Stairs	Stairwell adjacent to Classroom 302	W4	Hole, paint has been stabilized, Flaking	N/A	N/A	N/A	N/A	
304	2690	1	2	S2-300	Stairs	Stairwell adjacent to Classroom 307	Ceiling	Flaking	9	N/A	N/A	N/A	
305	2690	1	2	S2-300	Stairs	Stairwell adjacent to Classroom 307	Floor	Chipping on stairs, cove and railings	N/A	N/A	N/A	N/A	
306	2690	1	2	S2-300	Stairs	Stairwell adjacent to Classroom 307	W1	Cracking, Flaking	N/A	N/A	N/A	N/A	
307	2690	1	2	S2-300	Stairs	Stairwell adjacent to Classroom 307	W2	Chipping, Hole, paint has been stabilized, Flaking	N/A	N/A	N/A	N/A	
308	2690	1	2	S2-300	Stairs	Stairwell adjacent to Classroom 307	W3	Chipping on doors, Holes, paint has been stabilized, Flaking on doors, Efflorescence	N/A	N/A	N/A	N/A	
309	2690	1	2	S2-300	Stairs	Stairwell adjacent to Classroom 307	W4	Flaking	N/A	N/A	N/A	N/A	
310	2690	1	2	S1-300	Stairs	Stairwell adjacent to Classroom 309	Floor	Chipping on stairs, cove and railings	N/A	N/A	N/A	N/A	
311	2690	1	2	S1-300	Stairs	Stairwell adjacent to Classroom 309	W1	Cracking, Flaking	7	N/A	N/A	N/A	
312	2690	1	2	S1-300	Stairs	Stairwell adjacent to Classroom 309	W2	Chipping on doors and doorframe, Holes	N/A	N/A	N/A	N/A	
313	2690	1	2	S1-300	Stairs	Stairwell adjacent to Classroom 309	W3	Cracking, Holes, Flaking	N/A	N/A	N/A	N/A	
314	2690	1	2	S1-300	Stairs	Stairwell adjacent to Classroom 309	W4	Cracking, Holes, paint has been stabilized	N/A	N/A	N/A	N/A	
315	2690	1	2	313A	Circulation (Hallway)	Vestibule outside 2nd Floor Girl's Restroom	Ceiling	Cracking, Flaking	1	N/A	N/A	N/A	
316	2690	1	2	313A	Circulation (Hallway)	Vestibule outside 2nd Floor Girl's Restroom	W1	Flaking	N/A	N/A	N/A	N/A	

Task ID	ULCS#	Element	Floor	Space # (on Floor Plan)	Space Type	On Site Room Name	Component	Description of Paint and Plaster Damage (i.e. cracking, chipping, gouges, holes, flaking, spalling, efflorescence, significant moisture damage)	Number of Required RRP Wipes	Number of Colorimetric Wipes Used to Pass	Final Colorimetric Wipe Submitted for AAS Analysis (yes/no)	AAS Analysis Results	Other Notes or Comments
317	2690	1	2	313A	Circulation (Hallway)	Vestibule outside 2nd Floor Girl's Restroom	W2	Cracking, Gouge	N/A	N/A	N/A	N/A	
318	2690	1	2	313A	Circulation (Hallway)	Vestibule outside 2nd Floor Girl's Restroom	W3	Cracking, Hole, paint has been stabilized	N/A	N/A	N/A	N/A	
319	2690	1	2	313A	Circulation (Hallway)	Vestibule outside 2nd Floor Girl's Restroom	W4	Cracking	N/A	N/A	N/A	N/A	
320	2690	1	2	310	Teacher Lounge/Dining	Women's Lounge outside 2nd Floor Women's Restroom	W1	Chipping, Flaking	3	N/A	N/A	N/A	
321	2690	1	2	310	Teacher Lounge/Dining	Women's Lounge outside 2nd Floor Women's Restroom	W2	Cracking, Flaking	2	N/A	N/A	N/A	
322	2690	1	2	310	Teacher Lounge/Dining	Women's Lounge outside 2nd Floor Women's Restroom	W3	Cracking, Holes, Flaking	3	N/A	N/A	N/A	
323	2690	1	2	310	Teacher Lounge/Dining	Women's Lounge outside 2nd Floor Women's Restroom	W4	Cracking, Flaking, Spalling	2	N/A	N/A	N/A	
324	2690	1	1	200	Primary	Classroom 200	W1	Cracking, Chipping on wall and metal jacket	N/A	N/A	N/A	N/A	This work was completed during Classroom Modernization Summer 2018
325	2690	1	1	200	Primary	Classroom 200	W2	Cracking, Chipping, Holes	N/A	N/A	N/A	N/A	This work was completed during Classroom Modernization Summer 2018
326	2690	1	1	200	Primary	Classroom 200	W3	Cracking, Chipping, Flaking behind radiators	N/A	N/A	N/A	N/A	This work was completed during Classroom Modernization Summer 2018
327	2690	1	1	200	Primary	Classroom 200	W4		N/A	N/A	N/A	N/A	This work was completed during Classroom Modernization Summer 2018
328	2690	1	1	200A	Storage	Classroom 200 Closet	Ceiling		N/A	N/A	N/A	N/A	This work was completed during Classroom Modernization Summer 2018
329	2690	1	1	200A	Storage	Classroom 200 Closet	Floor		N/A	N/A	N/A	N/A	This work was completed during Classroom Modernization Summer 2018

Task ID	ULCS#	Element	Floor	Space # (on Floor Plan)	Space Type	On Site Room Name	Component	Description of Paint and Plaster Damage (i.e. cracking, chipping, gouges, holes, flaking, spalling, efflorescence, significant moisture damage)	Number of Required RRP Wipes	Number of Colorimetric Wipes Used to Pass	Final Colorimetric Wipe Submitted for AAS Analysis (yes/no)	AAS Analysis Results	Other Notes or Comments
330	2690	1	1	200A	Storage	Classroom 200 Closet	W1		N/A	N/A	N/A	N/A	This work was completed during Classroom Modernization Summer 2018
331	2690	1	1	200A	Storage	Classroom 200 Closet	W2		N/A	N/A	N/A	N/A	This work was completed during Classroom Modernization Summer 2018
332	2690	1	1	200A	Storage	Classroom 200 Closet	W3		N/A	N/A	N/A	N/A	This work was completed during Classroom Modernization Summer 2018
333	2690	1	1	200A	Storage	Classroom 200 Closet	W4	Cracking	N/A	N/A	N/A	N/A	This work was completed during Classroom Modernization Summer 2018
334	2690	1	1	201	Primary	Classroom 201	W1	Chipping on doorframe and cove	N/A	N/A	N/A	N/A	This work was completed during Classroom Modernization Summer 2018
335	2690	1	1	201	Primary	Classroom 201	W2	Cracking, Chipping on cove	N/A	N/A	N/A	N/A	This work was completed during Classroom Modernization Summer 2018
336	2690	1	1	201	Primary	Classroom 201	W3	Flaking behind radiator and cover	N/A	N/A	N/A	N/A	This work was completed during Classroom Modernization Summer 2018
337	2690	1	1	201A	Storage	Classroom 201 Closet	Floor		N/A	N/A	N/A	N/A	This work was completed during Classroom Modernization Summer 2018
338	2690	1	1	201A	Storage	Classroom 201 Closet	W1	Cracking, Hole	N/A	N/A	N/A	N/A	This work was completed during Classroom Modernization Summer 2018
339	2690	1	1	201A	Storage	Classroom 201 Closet	W2	Flaking on metal pipe	N/A	N/A	N/A	N/A	This work was completed during Classroom Modernization Summer 2018
340	2690	1	1	201A	Storage	Classroom 201 Closet	W3		N/A	N/A	N/A	N/A	This work was completed during Classroom Modernization Summer 2018

Task ID	ULCS#	E l e m e n t	F l o o r	Space # (on Floor Plan)	Space Type	On Site Room Name	Component	Description of Paint and Plaster Damage (i.e. cracking, chipping, gouges, holes, flaking, spalling, efflorescence, significant moisture damage)	Number of Required RRP Wipes	Number of Colorimetric Wipes Used to Pass	Final Colorimetric Wipe Submitted for AAS Analysis (yes/no)	AAS Analysis Results	Other Notes or Comments
341	2690	1	1	201A	Storage	Classroom 201 Closet	W4	Cracking, Chipping, Flaking	N/A	N/A	N/A	N/A	This work was completed during Classroom Modernization Summer 2018
342	2690	1	1	202	Primary	Classroom 202	W1	Chipping on wall, door and doorframe, Hole, paint has been stabilized	N/A	N/A	N/A	N/A	This work was completed during Classroom Modernization Summer 2018
343	2690	1	1	202	Primary	Classroom 202	W2	Cracking, Chipping	N/A	N/A	N/A	N/A	This work was completed during Classroom Modernization Summer 2018
344	2690	1	1	202	Primary	Classroom 202	W3	Chipping on radiators, Flaking behind shelves	N/A	N/A	N/A	N/A	This work was completed during Classroom Modernization Summer 2018
345	2690	1	1	202	Primary	Classroom 202	W4	Cracking	N/A	N/A	N/A	N/A	This work was completed during Classroom Modernization Summer 2018
346	2690	1	1	202A	Storage	Classroom 202 Closet	W2		N/A	N/A	N/A	N/A	This work was completed during Classroom Modernization Summer 2018
347	2690	1	1	202A	Storage	Classroom 202 Closet	W3	Chipping on radiator, Hole, Flaking	N/A	N/A	N/A	N/A	This work was completed during Classroom Modernization Summer 2018
348	2690	1	1	202A	Storage	Classroom 202 Closet	W4		N/A	N/A	N/A	N/A	This work was completed during Classroom Modernization Summer 2018
349	2690	1	1	204	Computer - Intermediate Middle	Classroom 204	W1	Chipping on wall and cove, Holes around entrance, paint has been stabilized, Hole in air shaft	7	1	No		Entire Room Contained as 1 work area - 28 Total RRP Wipes Required
350	2690	1	1	204	Computer - Intermediate Middle	Classroom 204	W2	Chipping	6	0	No		
351	2690	1	1	204	Computer - Intermediate Middle	Classroom 204	W3	Chipping on radiators, Flaking behind radiators	10	1	No		
352	2690	1	1	204	Computer - Intermediate Middle	Classroom 204	W4	Chipping	5	1	Yes - 1	13 µg/ft²	

Task ID	ULCS#	Element	Floor	Space # (on Floor Plan)	Space Type	On Site Room Name	Component	Description of Paint and Plaster Damage (i.e. cracking, chipping, gouges, holes, flaking, spalling, efflorescence, significant moisture damage)	Number of Required RRP Wipes	Number of Colorimetric Wipes Used to Pass	Final Colorimetric Wipe Submitted for AAS Analysis (yes/no)	AAS Analysis Results	Other Notes or Comments
353	2690	1	1	204C	Storage	Classroom 204 Closet near Entrance	W2	Cracking, Hole	1	0	No		
354	2690	1	1	204C	Storage	Classroom 204 Closet near Entrance	W4	Cracking, Holes, paint has been stabilized	0	0	No		
355	2690	1	1	204B	Storage	Classroom 204 Closet near front of Room	Floor		1	0	No		
356	2690	1	1	204B	Storage	Classroom 204 Closet near front of Room	W1	Cracking, Chipping, Flaking	2	0	No		
357	2690	1	1	204B	Storage	Classroom 204 Closet near front of Room	W2	Cracking	0	0	No		
358	2690	1	1	204B	Storage	Classroom 204 Closet near front of Room	W3	Cracking	0	0	No		
359	2690	1	1	204B	Storage	Classroom 204 Closet near front of Room	W4	Cracking, Chipping, Gouges	0	0	No		
360	2690	1	1	204A	Administrative Office	Classroom 204 Office	Ceiling	Flaking above window	0	0	No		Entire Room Contained as 1 Work Area
361	2690	1	1	204A	Administrative Office	Classroom 204 Office	Floor		5	0	No		
362	2690	1	1	204A	Administrative Office	Classroom 204 Office	W4	Chipping on radiator, Flaking behind radiator	6	0	No		
363	2690	1	1	204D	Storage	Classroom 204 Office Closet	Floor		1	0	No		
364	2690	1	1	204D	Storage	Classroom 204 Office Closet	W2		0	0	No		
365	2690	1	1	204D	Storage	Classroom 204 Office Closet	W3	Cracking	0	0	No		
366	2690	1	1	204D	Storage	Classroom 204 Office Closet	W4	Cracking	0	0	No		
367	2690	1	1	207	Primary	Classroom 207	Floor		5	0	No		Entire Room Contained as 1 Work Area
368	2690	1	1	207	Primary	Classroom 207	W1	Cracking, Chipping, Hole	5	0	No		
369	2690	1	1	207	Primary	Classroom 207	W2	Chipping, Flaking	3	0	No		
370	2690	1	1	207	Primary	Classroom 207	W3	Chipping on radiators, Holes, paint has been stabilized on 3, Flaking on wall and behind radiators	2	1	No		
371	2690	1	1	207	Primary	Classroom 207	W4	Cracking, Chipping, Flaking in air shaft	5	1	Yes - 1	<10 µg/ft²	
372	2690	1	1	207A	Storage	Classroom 207 Closet	Ceiling		0	0	No		
373	2690	1	1	207A	Storage	Classroom 207 Closet	Floor		1	0	No		
374	2690	1	1	207A	Storage	Classroom 207 Closet	W1	Cracking	1	0	No		
375	2690	1	1	207A	Storage	Classroom 207 Closet	W2	Flaking	0	0	No		

Task ID	ULCS#	E l e m e n t	F l o o r	Space # (on Floor Plan)	Space Type	On Site Room Name	Component	Description of Paint and Plaster Damage (i.e. cracking, chipping, gouges, holes, flaking, spalling, efflorescence, significant moisture damage)	Number of Required RRP Wipes	Number of Colorimetric Wipes Used to Pass	Final Colorimetric Wipe Submitted for AAS Analysis (yes/no)	AAS Analysis Results	Other Notes or Comments
376	2690	1	1	207A	Storage	Classroom 207 Closet	W3		1	0	No		
377	2690	1	1	207A	Storage	Classroom 207 Closet	W4		0	0	No		
378	2690	1	1	208	Primary	Classroom 208	W1	Cracking, Chipping, Flaking	N/A	N/A	N/A	N/A	This work was completed during Classroom Modernization Summer 2018
379	2690	1	1	208	Primary	Classroom 208	W2	Cracking, Chipping on wall and water fountain	N/A	N/A	N/A	N/A	This work was completed during Classroom Modernization Summer 2018
380	2690	1	1	208	Primary	Classroom 208	W3	Cracking, Chipping, Flaking behind radiators and covers	N/A	N/A	N/A	N/A	This work was completed during Classroom Modernization Summer 2018
381	2690	1	1	208	Primary	Classroom 208	W4	Cracking, Chipping	N/A	N/A	N/A	N/A	This work was completed during Classroom Modernization Summer 2018
382	2690	1	1	208B	Storage	Classroom 208 Coat Closet	W1	Cracking, Holes, paint has been stabilized	N/A	N/A	N/A	N/A	This work was completed during Classroom Modernization Summer 2018
383	2690	1	1	208B	Storage	Classroom 208 Coat Closet	W2	Cracking, Flaking on wall and behind radiator	N/A	N/A	N/A	N/A	This work was completed during Classroom Modernization Summer 2018
384	2690	1	1	208B	Storage	Classroom 208 Coat Closet	W3	Cracking, Flaking	N/A	N/A	N/A	N/A	This work was completed during Classroom Modernization Summer 2018
385	2690	1	1	208A	Storage	Classroom 208 Storage Closet	Ceiling	No Access	N/A	N/A	N/A	N/A	This work was completed during Classroom Modernization Summer 2018
386	2690	1	1	208A	Storage	Classroom 208 Storage Closet	Floor	No Access	N/A	N/A	N/A	N/A	This work was completed during Classroom Modernization Summer 2018
387	2690	1	1	208A	Storage	Classroom 208 Storage Closet	W1	No Access	N/A	N/A	N/A	N/A	This work was completed during Classroom Modernization Summer 2018

Task ID	ULCS#	Element	Floor	Space # (on Floor Plan)	Space Type	On Site Room Name	Component	Description of Paint and Plaster Damage (i.e. cracking, chipping, gouges, holes, flaking, spalling, efflorescence, significant moisture damage)	Number of Required RRP Wipes	Number of Colorimetric Wipes Used to Pass	Final Colorimetric Wipe Submitted for AAS Analysis (yes/no)	AAS Analysis Results	Other Notes or Comments
388	2690	1	1	208A	Storage	Classroom 208 Storage Closet	W2	No Access	N/A	N/A	N/A	N/A	This work was completed during Classroom Modernization Summer 2018
389	2690	1	1	208A	Storage	Classroom 208 Storage Closet	W3	No Access	N/A	N/A	N/A	N/A	This work was completed during Classroom Modernization Summer 2018
390	2690	1	1	208A	Storage	Classroom 208 Storage Closet	W4	No Access	N/A	N/A	N/A	N/A	This work was completed during Classroom Modernization Summer 2018
391	2690	1	1	209	Primary	Classroom 209	W1	Chipping, Flaking	N/A	N/A	N/A	N/A	This work was completed during Classroom Modernization Summer 2018
392	2690	1	1	209	Primary	Classroom 209	W2	Chipping, Spalling	N/A	N/A	N/A	N/A	This work was completed during Classroom Modernization Summer 2018
393	2690	1	1	209	Primary	Classroom 209	W3	Chipping, Holes, paint has been stabilized, Flaking	N/A	N/A	N/A	N/A	This work was completed during Classroom Modernization Summer 2018
394	2690	1	1	209	Primary	Classroom 209	W4	Chipping	N/A	N/A	N/A	N/A	This work was completed during Classroom Modernization Summer 2018
395	2690	1	1	209A	Storage	Classroom 209 Storage Area to right of Entrance	Ceiling	Flaking	N/A	N/A	N/A	N/A	This work was completed during Classroom Modernization Summer 2018
396	2690	1	1	209A	Storage	Classroom 209 Storage Area to right of Entrance	Floor		N/A	N/A	N/A	N/A	This work was completed during Classroom Modernization Summer 2018
397	2690	1	1	209A	Storage	Classroom 209 Storage Area to right of Entrance	W1	Cracking, Chipping, Flaking	N/A	N/A	N/A	N/A	This work was completed during Classroom Modernization Summer 2018
398	2690	1	1	209A	Storage	Classroom 209 Storage Area to right of Entrance	W2		N/A	N/A	N/A	N/A	This work was completed during Classroom Modernization Summer 2018

Task ID	ULCS#	E l e m e n t	F l o o r	Space # (on Floor Plan)	Space Type	On Site Room Name	Component	Description of Paint and Plaster Damage (i.e. cracking, chipping, gouges, holes, flaking, spalling, efflorescence, significant moisture damage)	Number of Required RRP Wipes	Number of Colorimetric Wipes Used to Pass	Final Colorimetric Wipe Submitted for AAS Analysis (yes/no)	AAS Analysis Results	Other Notes or Comments
399	2690	1	1	209A	Storage	Classroom 209 Storage Area to right of Entrance	W3	Cracking	N/A	N/A	N/A	N/A	This work was completed during Classroom Modernization Summer 2018
400	2690	1	1	209A	Storage	Classroom 209 Storage Area to right of Entrance	W4	Cracking, Flaking	N/A	N/A	N/A	N/A	This work was completed during Classroom Modernization Summer 2018
401	2690	1	1	200B	Student Restrooms - Male/Female (Classroom)	Classrooms 200 and 201 Restroom	W1	Cracking, Efflorescence	N/A	N/A	N/A	N/A	This work was completed during Classroom Modernization Summer 2018
402	2690	1	1	200B	Student Restrooms - Male/Female (Classroom)	Classrooms 200 and 201 Restroom	W2	Cracking, Chipping on stalls, Flaking behind toilets	N/A	N/A	N/A	N/A	This work was completed during Classroom Modernization Summer 2018
403	2690	1	1	200B	Student Restrooms - Male/Female (Classroom)	Classrooms 200 and 201 Restroom	W3	Chipping, Flaking	N/A	N/A	N/A	N/A	This work was completed during Classroom Modernization Summer 2018
404	2690	1	1	200B	Student Restrooms - Male/Female (Classroom)	Classrooms 200 and 201 Restroom	W4	Chipping on radiator cover, Flaking on wall and radiator	N/A	N/A	N/A	N/A	This work was completed during Classroom Modernization Summer 2018
405	2690	1	1	208C	Student Restrooms - Male/Female (Classroom)	Classrooms 208 and 209 Restroom	Ceiling	Cracking	N/A	N/A	N/A	N/A	This work was completed during Classroom Modernization Summer 2018
406	2690	1	1	208C	Student Restrooms - Male/Female (Classroom)	Classrooms 208 and 209 Restroom	W1	Chipping on door, doorframe, and radiator, Flaking	N/A	N/A	N/A	N/A	This work was completed during Classroom Modernization Summer 2018
407	2690	1	1	208C	Student Restrooms - Male/Female (Classroom)	Classrooms 208 and 209 Restroom	W2	Cracking	N/A	N/A	N/A	N/A	This work was completed during Classroom Modernization Summer 2018
408	2690	1	1	208C	Student Restrooms - Male/Female (Classroom)	Classrooms 208 and 209 Restroom	W3	Cracking, Chipping, Flaking on door and doorframe	N/A	N/A	N/A	N/A	This work was completed during Classroom Modernization Summer 2018
409	2690	1	1	214	Administrative Office	Counselor's Office adjacent to Classroom 200	W1	Cracking, Holes, paint has been stabilized, Flaking on door and frame	5	0	No	N/A	

Task ID	ULCS#	E l e m e n t	F l o o r	Space # (on Floor Plan)	Space Type	On Site Room Name	Component	Description of Paint and Plaster Damage (i.e. cracking, chipping, gouges, holes, flaking, spalling, efflorescence, significant moisture damage)	Number of Required RRP Wipes	Number of Colorimetric Wipes Used to Pass	Final Colorimetric Wipe Submitted for AAS Analysis (yes/no)	AAS Analysis Results	Other Notes or Comments
410	2690	1	1	214	Administrative Office	Counselor's Office adjacent to Classroom 200	W2	Cracking, Chipping on wood cabinet and bulletin board frame, Holes, paint has been stabilized	N/A	N/A	N/A	N/A	
411	2690	1	1	214	Administrative Office	Counselor's Office adjacent to Classroom 200	W3	Cracking, Holes, paint has been stabilized	N/A	N/A	N/A	N/A	
412	2690	1	1	214	Administrative Office	Counselor's Office adjacent to Classroom 200	W4	Chipping on cove and radiator, Holes, paint has been stabilized, Flaking behind radiator	N/A	N/A	N/A	N/A	
413	2690	1	1	214A	Restrooms, Staff - Male/Female	Counselor's Office Restroom	Ceiling	Cracking	1	N/A	N/A	N/A	
414	2690	1	1	214A	Restrooms, Staff - Male/Female	Counselor's Office Restroom	Floor		N/A	N/A	N/A	N/A	
415	2690	1	1	214A	Restrooms, Staff - Male/Female	Counselor's Office Restroom	W1	Chipping on door and doorframe, Holes, paint has been stabilized	N/A	N/A	N/A	N/A	
416	2690	1	1	214A	Restrooms, Staff - Male/Female	Counselor's Office Restroom	W2	Cracking, Holes, paint has been stabilized	N/A	N/A	N/A	N/A	
417	2690	1	1	214A	Restrooms, Staff - Male/Female	Counselor's Office Restroom	W3	Chipping on radiator, Holes, paint has been stabilized on 3	N/A	N/A	N/A	N/A	
418	2690	1	1	214A	Restrooms, Staff - Male/Female	Counselor's Office Restroom	W4	Holes, paint has been stabilized	N/A	N/A	N/A	N/A	
419	2690	1	1	S5-200	Stairs, Fire Tower	Fire Tower across from Classroom 200	W1	Cracking, Holes	6	N/A	N/A	N/A	
420	2690	1	1	S5-200	Stairs, Fire Tower	Fire Tower across from Classroom 200	W2	Cracking	N/A	N/A	N/A	N/A	
421	2690	1	1	S5-200	Stairs, Fire Tower	Fire Tower across from Classroom 200	W3	Chipping on doorframe	N/A	N/A	N/A	N/A	
422	2690	1	1	S5-200	Stairs, Fire Tower	Fire Tower across from Classroom 200	W4	Cracking, Chipping on door and doorframe	N/A	N/A	N/A	N/A	
423	2690	1	1	S3-200	Stairs, Fire Tower	Fire Tower across from Classroom 204	Floor	Chipping on left side, flaking on right side					
424	2690	1	1	S3-200	Stairs, Fire Tower	Fire Tower across from Classroom 204	W1	Chipping on door and doorframe on left and right sides					
425	2690	1	1	S3-200	Stairs, Fire Tower	Fire Tower across from Classroom 204	W3	Chipping on door and doorframe on left and right sides					
426	2690	1	1	H201	Circulation (Hallway)	Hallway outside Classroom 208	W1	Cracking, Holes	7	0	No	N/A	
427	2690	1	1	H201	Circulation (Hallway)	Hallway outside Classroom 208	W2	Chipping on doors and frame, Holes, paint has been stabilized	2	0	No	N/A	
428	2690	1	1	H201	Circulation (Hallway)	Hallway outside Classroom 208	W3	Cracking, Chipping	7	0	No	N/A	
429	2690	1	1	H201	Circulation (Hallway)	Hallway outside Classroom 208	W4	Holes, paint has been stabilized	2	0	No	N/A	

Task ID	ULCS#	E l e m e n t	F l o o r	Space # (on Floor Plan)	Space Type	On Site Room Name	Component	Description of Paint and Plaster Damage (i.e. cracking, chipping, gouges, holes, flaking, spalling, efflorescence, significant moisture damage)	Number of Required RRP Wipes	Number of Colorimetric Wipes Used to Pass	Final Colorimetric Wipe Submitted for AAS Analysis (yes/no)	AAS Analysis Results	Other Notes or Comments
430	2690	1	1	H202	Circulation (Hallway)	Hallway outside Classrooms 200-201	W1	Cracking, Chipping on radiator covers and metal jackets, Holes, paint has been stabilized	8	N/A	N/A	N/A	
431	2690	1	1	H202	Circulation (Hallway)	Hallway outside Classrooms 200-201	W2	Chipping, Flaking on doors and doorframe	2	N/A	N/A	N/A	
432	2690	1	1	H202	Circulation (Hallway)	Hallway outside Classrooms 200-201	W3	Chipping	8	N/A	N/A	N/A	
433	2690	1	1	H200	Circulation (Hallway)	Hallway outside Offices 203-206	W1	Chipping on wall, doors, and doorframe, Gouges, paint has been stabilized, Flaking on doors and doorframe	2	0	No	N/A	
434	2690	1	1	H200	Circulation (Hallway)	Hallway outside Offices 203-206	W2	Cracking, Chipping, Holes	17	0	No	N/A	
435	2690	1	1	H200	Circulation (Hallway)	Hallway outside Offices 203-206	W3	Hole, paint has been stabilized	2	0	No	N/A	
436	2690	1	1	H200	Circulation (Hallway)	Hallway outside Offices 203-206	W4	Cracking, Chipping on metal jackets and radiator, Holes, paint has been stabilized on 1	17	0	No	N/A	
437	2690	1	1	210	Administrative Office	Main Office	W1	Cracking, Chipping on doorframe, Flaking	3	1	N/A	N/A	
438	2690	1	1	210	Administrative Office	Main Office	W2	Chipping on radiator, Flaking behind radiator	4	N/A	N/A	N/A	
439	2690	1	1	210	Administrative Office	Main Office	W3	Cracking, Chipping on conduit box	3	N/A	N/A	N/A	
440	2690	1	1	210	Administrative Office	Main Office	W4	Cracking	4	N/A	N/A	N/A	
441	2690	1	1	210B	Administrative Office	Main Office Assistant Principal's Office	Floor		3	N/A	N/A	N/A	
442	2690	1	1	210B	Administrative Office	Main Office Assistant Principal's Office	W1	Chipping on doorframe	N/A	N/A	N/A	N/A	
443	2690	1	1	210B	Administrative Office	Main Office Assistant Principal's Office	W2	Cracking	N/A	N/A	N/A	N/A	
444	2690	1	1	210B	Administrative Office	Main Office Assistant Principal's Office	W3	Cracking, Chipping on radiator	N/A	N/A	N/A	N/A	
445	2690	1	1	210B	Administrative Office	Main Office Assistant Principal's Office	W4	Chipping	N/A	N/A	N/A	N/A	
446	2690	1	1	210A	Storage	Main Office Closet	W2	Chipping on metal pipe	2	N/A	N/A	N/A	
447	2690	1	1	210A	Storage	Main Office Closet	W3		2	N/A	N/A	N/A	
448	2690	1	1	210A	Storage	Main Office Closet	W4	Chipping	2	N/A	N/A	N/A	
449	2690	1	1	211	Restrooms, Staff - Male/Female	Main Office Restroom	W1	Chipping on doorframe, Hole	2	N/A	N/A	N/A	
450	2690	1	1	211	Restrooms, Staff - Male/Female	Main Office Restroom	W2	Hole, paint has been stabilized, Flaking	N/A	N/A	N/A	N/A	
451	2690	1	1	211	Restrooms, Staff - Male/Female	Main Office Restroom	W3	Chipping on radiator, Hole	N/A	N/A	N/A	N/A	

Task ID	ULCS#	E l e m e n t	F l o o r	Space # (on Floor Plan)	Space Type	On Site Room Name	Component	Description of Paint and Plaster Damage (i.e. cracking, chipping, gouges, holes, flaking, spalling, efflorescence, significant moisture damage)	Number of Required RRP Wipes	Number of Colorimetric Wipes Used to Pass	Final Colorimetric Wipe Submitted for AAS Analysis (yes/no)	AAS Analysis Results	Other Notes or Comments
452	2690	1	1	211	Restrooms, Staff - Male/Female	Main Office Restroom	W4	Cracking, Hole, paint has been stabilized	N/A	N/A	N/A	N/A	
453	2690	1	1	203	Administrative Office	Office 203	W1	Chipping on doorframe	2	N/A	N/A	N/A	
454	2690	1	1	203	Administrative Office	Office 203	W2	Chipping, Staple Holes	2	N/A	N/A	N/A	
455	2690	1	1	203	Administrative Office	Office 203	W3	Chipping on radiator, Flaking behind radiator	2	N/A	N/A	N/A	
456	2690	1	1	203	Administrative Office	Office 203	W4	Cracking, Chipping, Flaking	2	N/A	N/A	N/A	
457	2690	1	1	205	Administrative Office	Office 205	W1	Cracking, Hole, paint has been stabilized, Flaking, Significant Moisture Damage	3	N/A	N/A	N/A	
458	2690	1	1	205	Administrative Office	Office 205	W2	Chipping	5	N/A	N/A	N/A	
459	2690	1	1	205	Administrative Office	Office 205	W3	Hole, paint has been stabilized, Flaking	3	N/A	N/A	N/A	
460	2690	1	1	205	Administrative Office	Office 205	W4	Holes, paint has been stabilized	5	N/A	N/A	N/A	
461	2690	1	1	205A	Storage	Office 205 Closet	W1	Cracking, Flaking	3	N/A	N/A	N/A	
462	2690	1	1	205A	Storage	Office 205 Closet	W2	Cracking, Chipping	N/A	N/A	N/A	N/A	
463	2690	1	1	205A	Storage	Office 205 Closet	W3	Cracking	N/A	N/A	N/A	N/A	
464	2690	1	1	205A	Storage	Office 205 Closet	W4	Cracking, Chipping	N/A	N/A	N/A	N/A	
465	2690	1	1	206	Administrative Office	Office 206	W1	Holes, paint has been stabilized on 1	5	0	No	N/A	None
466	2690	1	1	206	Administrative Office	Office 206	W2	Chipping, Hole, paint has been stabilized	5	0	No	N/A	None
467	2690	1	1	206	Administrative Office	Office 206	W3	Holes, paint has been stabilized, Flaking on wall and behind radiators and covers	5	0	No	N/A	None
468	2690	1	1	206	Administrative Office	Office 206	W4	Cracking, Chipping	5	0	No	N/A	None
469	2690	1	1	206A	Storage	Office 206 Closet	Ceiling		N/A	0	No	N/A	None
470	2690	1	1	206A	Storage	Office 206 Closet	Floor		N/A	0	No	N/A	None
471	2690	1	1	206A	Storage	Office 206 Closet	W1		N/A	0	No	N/A	None
472	2690	1	1	206A	Storage	Office 206 Closet	W2	Cracking, Flaking	N/A	0	No	N/A	None
473	2690	1	1	206A	Storage	Office 206 Closet	W3	Flaking	N/A	0	No	N/A	None
474	2690	1	1	206A	Storage	Office 206 Closet	W4	Cracking, Flaking, Coat hooks pulling off wall	3	0	No	N/A	None
475	2690	1	1	213	Administrative Office	Principal's Office	W1	Cracking, Hole	3	N/A	N/A	N/A	No RRP wipes -carpet floor
476	2690	1	1	213	Administrative Office	Principal's Office	W2	Flaking on wall and behind radiator	2	N/A	N/A	N/A	No RRP wipes -carpet floor
477	2690	1	1	213	Administrative Office	Principal's Office	W3	Cracking	3	N/A	N/A	N/A	No RRP wipes -carpet floor
478	2690	1	1	213A	Storage	Principal's Office Storage Area	Floor		2	N/A	N/A	N/A	No RRP wipes -carpet floor
479	2690	1	1	213A	Storage	Principal's Office Storage Area	W2	Spalling	N/A	N/A	N/A	N/A	No RRP wipes -carpet floor
480	2690	1	1	S4-200	Stairs	Stairwell adjacent to Classroom 202	Ceiling	Flaking	12	N/A	N/A	N/A	
481	2690	1	1	S4-200	Stairs	Stairwell adjacent to Classroom 202	Floor	Chipping on cove and railings	N/A	N/A	N/A	N/A	

Task ID	ULCS#	Element	Floor	Space # (on Floor Plan)	Space Type	On Site Room Name	Component	Description of Paint and Plaster Damage (i.e. cracking, chipping, gouges, holes, flaking, spalling, efflorescence, significant moisture damage)	Number of Required RRP Wipes	Number of Colorimetric Wipes Used to Pass	Final Colorimetric Wipe Submitted for AAS Analysis (yes/no)	AAS Analysis Results	Other Notes or Comments
482	2690	1	1	S4-200	Stairs	Stairwell adjacent to Classroom 202	W1	Chipping on wall, doors and doorframe, Holes, paint has been stabilized, Flaking on doors and doorframe	N/A	N/A	N/A	N/A	
483	2690	1	1	S4-200	Stairs	Stairwell adjacent to Classroom 202	W3	Chipping on doors and doorframe, Hole, paint has been stabilized	N/A	N/A	N/A	N/A	
484	2690	1	1	S4-200	Stairs	Stairwell adjacent to Classroom 202	W4	Holes, paint has been stabilized	N/A	N/A	N/A	N/A	
485	2690	1	1	S18	Circulation (Hallway)	Stairwell adjacent to Classroom 202 Vestibule	W2	Chipping on radiator, Holes, Flaking on wall and radiator heat shield	3	N/A	N/A	N/A	
486	2690	1	1	S18	Circulation (Hallway)	Stairwell adjacent to Classroom 202 Vestibule	W3	Chipping on doors and doorframe, Flaking	N/A	N/A	N/A	N/A	
487	2690	1	1	S18	Circulation (Hallway)	Stairwell adjacent to Classroom 202 Vestibule	W4	Holes, paint has been stabilized, Flaking on wall and radiator heat shield	N/A	N/A	N/A	N/A	
488	2690	1	1	S2-200	Stairs	Stairwell adjacent to Classroom 207	Ceiling	Flaking	9	N/A	N/A	N/A	
489	2690	1	1	S2-200	Stairs	Stairwell adjacent to Classroom 207	Floor	Chipping on stairs and railings	N/A	N/A	N/A	N/A	
490	2690	1	1	S2-200	Stairs	Stairwell adjacent to Classroom 207	W1	Chipping on railings, Flaking above windows	N/A	N/A	N/A	N/A	
491	2690	1	1	S2-200	Stairs	Stairwell adjacent to Classroom 207	W2	Cracking, Chipping on wall and radiator, Holes, paint has been stabilized	N/A	N/A	N/A	N/A	
492	2690	1	1	S2-200	Stairs	Stairwell adjacent to Classroom 207	W3	Holes, some paint has been stabilized	N/A	N/A	N/A	N/A	
493	2690	1	1	S2-200	Stairs	Stairwell adjacent to Classroom 207	W4	Cracking, Chipping, Holes, paint has been stabilized	N/A	N/A	N/A	N/A	
494	2690	1	1	S1-200	Stairs	Stairwell adjacent to Classroom 209	Ceiling	Chipping	7	N/A	N/A	N/A	
495	2690	1	1	S1-200	Stairs	Stairwell adjacent to Classroom 209	Floor	Chipping on stairs, cove, and railings	N/A	N/A	N/A	N/A	
496	2690	1	1	S1-200	Stairs	Stairwell adjacent to Classroom 209	W1	Cracking	N/A	N/A	N/A	N/A	
497	2690	1	1	S1-200	Stairs	Stairwell adjacent to Classroom 209	W2	Chipping on doors, Gouges	N/A	N/A	N/A	N/A	
498	2690	1	1	S1-200	Stairs	Stairwell adjacent to Classroom 209	W3	Cracking, Chipping on metal jackets, Flaking on metal pipe, Spalling, Efflorescence	N/A	N/A	N/A	N/A	
499	2690	1	1	S1-200	Stairs	Stairwell adjacent to Classroom 209	W4	Cracking, Spalling	N/A	N/A	N/A	N/A	
500	2690	1	1	203B	Circulation (Hallway)	Vestibule 203	W1	Cracking	3	N/A	N/A	N/A	
501	2690	1	1	203B	Circulation (Hallway)	Vestibule 203	W2	Cracking, Chipping	N/A	N/A	N/A	N/A	
502	2690	1	1	203B	Circulation (Hallway)	Vestibule 203	W3	Chipping	N/A	N/A	N/A	N/A	
503	2690	1	1	203B	Circulation (Hallway)	Vestibule 203	W4	Chipping	N/A	N/A	N/A	N/A	
504	2690	1	1	203A	Storage	Vestibule 203 Closet	Ceiling		1	N/A	N/A	N/A	

Task ID	ULCS#	Element	Floor	Space # (on Floor Plan)	Space Type	On Site Room Name	Component	Description of Paint and Plaster Damage (i.e. cracking, chipping, gouges, holes, flaking, spalling, efflorescence, significant moisture damage)	Number of Required RRP Wipes	Number of Colorimetric Wipes Used to Pass	Final Colorimetric Wipe Submitted for AAS Analysis (yes/no)	AAS Analysis Results	Other Notes or Comments
505	2690	1	1	203A	Storage	Vestibule 203 Closet	Floor		N/A	N/A	N/A	N/A	
506	2690	1	1	203A	Storage	Vestibule 203 Closet	W1		N/A	N/A	N/A	N/A	
507	2690	1	1	203A	Storage	Vestibule 203 Closet	W2		N/A	N/A	N/A	N/A	
508	2690	1	1	203A	Storage	Vestibule 203 Closet	W3	Chipping	N/A	N/A	N/A	N/A	
509	2690	1	1	203A	Storage	Vestibule 203 Closet	W4		N/A	N/A	N/A	N/A	
510	2690	2	0	2-100A	Stage	Auditorium Stage	W3	Chipping	4	N/A	N/A	N/A	
511	2690	2	0	2-100A	Stage	Auditorium Stage	W4	Chipping	3	N/A	N/A	N/A	
512	2690	2	0	2-100	Gymnasium / Auditorium / Cafeteria	Auditorium/Gymnasium/Cafeteria	Ceiling	Flaking on beam	N/A	N/A	N/A	N/A	
513	2690	2	0	2-100	Gymnasium / Auditorium / Cafeteria	Auditorium/Gymnasium/Cafeteria	W1	Cracking, Chipping on wall, doorframe, and office window, Efflorescence	14	0	No	N/A	
514	2690	2	0	2-100	Gymnasium / Auditorium / Cafeteria	Auditorium/Gymnasium/Cafeteria	W2	Chipping on wall and metal duct	7	0	No	N/A	
515	2690	2	0	2-100	Gymnasium / Auditorium / Cafeteria	Auditorium/Gymnasium/Cafeteria	W3	Chipping on wall, doors, and frames	14	0	No	N/A	
516	2690	2	0	2-100	Gymnasium / Auditorium / Cafeteria	Auditorium/Gymnasium/Cafeteria	W4	Chipping	7	0	No	N/A	
517	2690	1	0	107G	Student Restrooms - Male (4-12)	Basement Boy's Restroom Toilet Area	Ceiling	Flaking on ceiling and metal ducts	18	N/A	N/A	N/A	
518	2690	1	0	107G	Student Restrooms - Male (4-12)	Basement Boy's Restroom Toilet Area	Floor		N/A	N/A	N/A	N/A	
519	2690	1	0	107G	Student Restrooms - Male (4-12)	Basement Boy's Restroom Toilet Area	W1	Flaking	N/A	N/A	N/A	N/A	
520	2690	1	0	107G	Student Restrooms - Male (4-12)	Basement Boy's Restroom Toilet Area	W2	Flaking	N/A	N/A	N/A	N/A	
521	2690	1	0	107G	Student Restrooms - Male (4-12)	Basement Boy's Restroom Toilet Area	W3	Flaking	N/A	N/A	N/A	N/A	
522	2690	1	0	107G	Student Restrooms - Male (4-12)	Basement Boy's Restroom Toilet Area	W4	Flaking	N/A	N/A	N/A	N/A	
523	2690	1	0	107F	Student Restrooms - Male (4-12)	Basement Boy's Restroom Urinal Area	Ceiling	Flaking on ceiling, metal pipes, and metal ducts	4	N/A	N/A	N/A	
524	2690	1	0	107F	Student Restrooms - Male (4-12)	Basement Boy's Restroom Urinal Area	Floor		N/A	N/A	N/A	N/A	
525	2690	1	0	107F	Student Restrooms - Male (4-12)	Basement Boy's Restroom Urinal Area	W1	Flaking	N/A	N/A	N/A	N/A	

Task ID	ULCS#	Element	Fl oor	Space # (on Floor Plan)	Space Type	On Site Room Name	Component	Description of Paint and Plaster Damage (i.e. cracking, chipping, gouges, holes, flaking, spalling, efflorescence, significant moisture damage)	Number of Required RRP Wipes	Number of Colorimetric Wipes Used to Pass	Final Colorimetric Wipe Submitted for AAS Analysis (yes/no)	AAS Analysis Results	Other Notes or Comments
526	2690	1	0	107F	Student Restrooms - Male (4-12)	Basement Boy's Restroom Urinal Area	W2	Flaking	N/A	N/A	N/A	N/A	
527	2690	1	0	107F	Student Restrooms - Male (4-12)	Basement Boy's Restroom Urinal Area	W3	Flaking	N/A	N/A	N/A	N/A	
528	2690	1	0	107F	Student Restrooms - Male (4-12)	Basement Boy's Restroom Urinal Area	W4	Flaking	N/A	N/A	N/A	N/A	
529	2690	1	0	100	Student Restrooms - Female (4-12)	Basement Girl's Restroom	Ceiling	Cracking on ACM pipe insulation, Flaking on ceiling, metal pipes, and metal ducts	21	N/A	N/A	N/A	
530	2690	1	0	100	Student Restrooms - Female (4-12)	Basement Girl's Restroom	Floor		N/A	N/A	N/A	N/A	
531	2690	1	0	100	Student Restrooms - Female (4-12)	Basement Girl's Restroom	W1	Flaking	N/A	N/A	N/A	N/A	
532	2690	1	0	100	Student Restrooms - Female (4-12)	Basement Girl's Restroom	W2		N/A	N/A	N/A	N/A	
533	2690	1	0	100	Student Restrooms - Female (4-12)	Basement Girl's Restroom	W3	Flaking	N/A	N/A	N/A	N/A	
534	2690	1	0	100	Student Restrooms - Female (4-12)	Basement Girl's Restroom	W4	Flaking	N/A	N/A	N/A	N/A	
535	2690	1	0	101	Primary	Classroom 101	Ceiling	Cracking on ACM pipe insulation, Chipping on metal duct, metal pipe, and metal steam pipes, Flaking on metal duct and metal steam pipes, Significant Moisture Damage	24	N/A	N/A	N/A	
536	2690	1	0	101	Primary	Classroom 101	Floor		N/A	N/A	N/A	N/A	
537	2690	1	0	101	Primary	Classroom 101	W1	Cracking, Chipping, Holes, paint has been stabilized	N/A	N/A	N/A	N/A	
538	2690	1	0	101	Primary	Classroom 101	W2	Chipping, Flaking	N/A	N/A	N/A	N/A	
539	2690	1	0	101	Primary	Classroom 101	W3	Cracking, Holes, paint has been stabilized, Flaking on wall and metal jacket	N/A	N/A	N/A	N/A	
540	2690	1	0	101	Primary	Classroom 101	W4	Cracking	N/A	N/A	N/A	N/A	
541	2690	1	0	101A	Student Restrooms - Male/Female (Classroom)	Classroom 101 Restroom	Ceiling	Significant Moisture Damage	2	N/A	N/A	N/A	
542	2690	1	0	101A	Student Restrooms - Male/Female (Classroom)	Classroom 101 Restroom	Floor		N/A	N/A	N/A	N/A	
543	2690	1	0	101A	Student Restrooms - Male/Female (Classroom)	Classroom 101 Restroom	W3	Holes, paint has been stabilized	N/A	N/A	N/A	N/A	

Task ID	ULCS#	E l e m e n t	F l o o r	Space # (on Floor Plan)	Space Type	On Site Room Name	Component	Description of Paint and Plaster Damage (i.e. cracking, chipping, gouges, holes, flaking, spalling, efflorescence, significant moisture damage)	Number of Required RRP Wipes	Number of Colorimetric Wipes Used to Pass	Final Colorimetric Wipe Submitted for AAS Analysis (yes/no)	AAS Analysis Results	Other Notes or Comments
544	2690	1	0	102C	Circulation (Hallway)	Classroom 102 Vestibule	Ceiling	Flaking on and above metal duct	1	0	No	N/A	
545	2690	1	0	102C	Circulation (Hallway)	Classroom 102 Vestibule	W2	Cracking, Chipping	1	0	No	N/A	
546	2690	1	0	102C	Circulation (Hallway)	Classroom 102 Vestibule	W3	Chipping	1	0	No	N/A	
547	2690	1	0	102C	Circulation (Hallway)	Classroom 102 Vestibule	W4	Cracking, Chipping	1	0	No	N/A	
548	2690	1	0	102	Primary	Classroom 102A	Ceiling	Chipping on metal steam pipes, Flaking on ceiling, metal duct, and metal steam pipes	10	0	No	N/A	
549	2690	1	0	102	Primary	Classroom 102A	W1	Chipping	N/A	N/A	No	N/A	
550	2690	1	0	102	Primary	Classroom 102A	W2	Holes in sheetrock	N/A	N/A	No	N/A	
551	2690	1	0	102	Primary	Classroom 102A	W3	Flaking	N/A	N/A	No	N/A	
552	2690	1	0	102	Primary	Classroom 102A	W4	Flaking	N/A	N/A	No	N/A	
553	2690	1	0	102B	Primary	Classroom 102B (to Right of Vestibule)	Ceiling	Cracking on ACM pipe insulation, chipping on metal steam pipes	N/A	N/A	No	N/A	
554	2690	1	0	102B	Primary	Classroom 102B (to Right of Vestibule)	W1	Chipping	5	0	No	N/A	
555	2690	1	0	102B	Primary	Classroom 102B (to Right of Vestibule)	W2	Chipping	2	0	No	N/A	
556	2690	1	0	102B	Primary	Classroom 102B (to Right of Vestibule)	W3	Chipping on metal jacket, Flaking	5	0	No	N/A	
557	2690	1	0	102B	Primary	Classroom 102B (to Right of Vestibule)	W4	Chipping	2	0	No	N/A	
558	2690	1	0	104	Primary	Classroom 104	Ceiling	Cracking on ACM pipe insulation, Flaking on ceiling and ACM pipe insulation	17	0	No	N/A	
559	2690	1	0	104	Primary	Classroom 104	Floor		N/A	0	No	N/A	
560	2690	1	0	104	Primary	Classroom 104	W1	Chipping on wall and doorframe, Flaking	N/A	0	No	N/A	
561	2690	1	0	104	Primary	Classroom 104	W2	Chipping	N/A	0	No	N/A	
562	2690	1	0	104	Primary	Classroom 104	W3	Chipping on metal jackets, Flaking on wall and metal jackets	N/A	0	No	N/A	
563	2690	1	0	104	Primary	Classroom 104	W4	Chipping, Holes in sheetrock	N/A	0	No	N/A	
564	2690	1	0	107	Primary	Classroom 107	Ceiling	Cracking on ACM pipe insulation and ceiling, Chipping on metal steam pipes, Flaking	N/A	N/A	N/A	N/A	This work was completed during Classroom Modernization Summer 2018
565	2690	1	0	107	Primary	Classroom 107	W1	Cracking, Chipping on wall and cove, Flaking	N/A	N/A	N/A	N/A	This work was completed during Classroom Modernization Summer 2018

Task ID	ULCS#	E l e m e n t	F l o o r	Space # (on Floor Plan)	Space Type	On Site Room Name	Component	Description of Paint and Plaster Damage (i.e. cracking, chipping, gouges, holes, flaking, spalling, efflorescence, significant moisture damage)	Number of Required RRP Wipes	Number of Colorimetric Wipes Used to Pass	Final Colorimetric Wipe Submitted for AAS Analysis (yes/no)	AAS Analysis Results	Other Notes or Comments
566	2690	1	0	107	Primary	Classroom 107	W2	Cracking, Chipping on cove, Flaking on wall and metal jackets	N/A	N/A	N/A	N/A	This work was completed during Classroom Modernization Summer 2018
567	2690	1	0	107	Primary	Classroom 107	W3	Cracking, Chipping on cove, Flaking, Spalling	N/A	N/A	N/A	N/A	This work was completed during Classroom Modernization Summer 2018
568	2690	1	0	107	Primary	Classroom 107	W4	Cracking, some in air shaft, Chipping, Holes, Flaking, Significant Moisture Damage	N/A	N/A	N/A	N/A	This work was completed during Classroom Modernization Summer 2018
569	2690	1	0	107A	Student Restrooms - Male/Female (Classroom)	Classroom 107 Restroom	Ceiling	Flaking	N/A	N/A	N/A	N/A	This work was completed during Classroom Modernization Summer 2018
570	2690	1	0	107A	Student Restrooms - Male/Female (Classroom)	Classroom 107 Restroom	W1	Chipping on metal pipes	N/A	N/A	N/A	N/A	This work was completed during Classroom Modernization Summer 2018
571	2690	1	0	107A	Student Restrooms - Male/Female (Classroom)	Classroom 107 Restroom	W3	Flaking	N/A	N/A	N/A	N/A	This work was completed during Classroom Modernization Summer 2018
572	2690	1	0	102A	Storage	Closet adjacent to Classroom 102 Vestibule	Ceiling	No Access	2	1	N/A	N/A	Colorimetric Wipe was done to determin if lead was present on floors. If lead was present the floors are to be painted.
573	2690	1	0	102A	Storage	Closet adjacent to Classroom 102 Vestibule	Floor	No Access	2	1	N/A	N/A	Lead was present on colorimetric wipe. Floor is to be painted.
574	2690	1	0	102A	Storage	Closet adjacent to Classroom 102 Vestibule	W1	No Access	2	1	N/A	N/A	
575	2690	1	0	102A	Storage	Closet adjacent to Classroom 102 Vestibule	W2	No Access	2	1	N/A	N/A	
576	2690	1	0	102A	Storage	Closet adjacent to Classroom 102 Vestibule	W3	No Access	2	1	N/A	N/A	
577	2690	1	0	102A	Storage	Closet adjacent to Classroom 102 Vestibule	W4	No Access	2	1	N/A	N/A	
578	2690	1	0	101B	Storage	Closet between Classroom 101 and Stairwell	Ceiling	Flaking	2	1	N/A	N/A	Lead was not present on colorimetric wipe. Floor will still be painted.

Task ID	ULCS#	E l e m e n t	F l o o r	Space # (on Floor Plan)	Space Type	On Site Room Name	Component	Description of Paint and Plaster Damage (i.e. cracking, chipping, gouges, holes, flaking, spalling, efflorescence, significant moisture damage)	Number of Required RRP Wipes	Number of Colorimetric Wipes Used to Pass	Final Colorimetric Wipe Submitted for AAS Analysis (yes/no)	AAS Analysis Results	Other Notes or Comments
579	2690	1	0	101B	Storage	Closet between Classroom 101 and Stairwell	Floor		2	1	N/A	N/A	
580	2690	1	0	101B	Storage	Closet between Classroom 101 and Stairwell	W1		2	1	N/A	N/A	
581	2690	1	0	101B	Storage	Closet between Classroom 101 and Stairwell	W2		2	1	N/A	N/A	
582	2690	1	0	101B	Storage	Closet between Classroom 101 and Stairwell	W3		2	1	N/A	N/A	
583	2690	1	0	101B	Storage	Closet between Classroom 101 and Stairwell	W4	Efflorescence	2	1	N/A	N/A	
584	2690	1	0	H103D	Administrative Office	Education Works Office	Ceiling	Cracking on ACM pipe insulation	3	0	No	N/A	
585	2690	1	0	H103D	Administrative Office	Education Works Office	Floor		N/A	N/A	N/A	N/A	
586	2690	1	0	H103D	Administrative Office	Education Works Office	W2	Chipping	N/A	N/A	N/A	N/A	
587	2690	2	0	2-104	Lockers - Male	Former Boy's Locker Room	W1	Chipping on doorframe	5	0	No	N/A	
588	2690	2	0	2-104	Lockers - Male	Former Boy's Locker Room	W2	Chipping	N/A	N/A	N/A	N/A	
589	2690	2	0	2-104	Lockers - Male	Former Boy's Locker Room	W3	Chipping	N/A	N/A	N/A	N/A	
590	2690	2	0	2-104	Lockers - Male	Former Boy's Locker Room	W4	Chipping on lockers	N/A	N/A	N/A	N/A	
591	2690	2	0	2-104A	Student Restrooms - Male (4-12)	Former Boy's Locker Room Restroom	W1	Chipping on wall and doorframe	1	0	No	N/A	
592	2690	2	0	2-104A	Student Restrooms - Male (4-12)	Former Boy's Locker Room Restroom	W2	Chipping	N/A	N/A	N/A	N/A	
593	2690	2	0	2-104A	Student Restrooms - Male (4-12)	Former Boy's Locker Room Restroom	W3	Chipping, Flaking on metal jacket	N/A	N/A	N/A	N/A	
594	2690	2	0	2-104A	Student Restrooms - Male (4-12)	Former Boy's Locker Room Restroom	W4	Chipping	N/A	N/A	N/A	N/A	
595	2690	2	0	2-104B	Showers - Male	Former Boy's Locker Room Shower Area	Ceiling	Chipping on partition at entrance	7	0	No	N/A	
596	2690	2	0	2-104B	Showers - Male	Former Boy's Locker Room Shower Area	Floor	Chipping on center walls for old showers	N/A	N/A	N/A	N/A	
597	2690	2	0	2-104B	Showers - Male	Former Boy's Locker Room Shower Area	W1	Chipping	N/A	N/A	N/A	N/A	
598	2690	2	0	2-104B	Showers - Male	Former Boy's Locker Room Shower Area	W2	Chipping	N/A	N/A	N/A	N/A	

Task ID	ULCS#	Element	Floor	Space # (on Floor Plan)	Space Type	On Site Room Name	Component	Description of Paint and Plaster Damage (i.e. cracking, chipping, gouges, holes, flaking, spalling, efflorescence, significant moisture damage)	Number of Required RRP Wipes	Number of Colorimetric Wipes Used to Pass	Final Colorimetric Wipe Submitted for AAS Analysis (yes/no)	AAS Analysis Results	Other Notes or Comments
599	2690	2	0	2-104B	Showers - Male	Former Boy's Locker Room Shower Area	W3	Chipping	N/A	N/A	N/A	N/A	
600	2690	2	0	2-104B	Showers - Male	Former Boy's Locker Room Shower Area	W4	Chipping	N/A	N/A	N/A	N/A	
601	2690	2	0	2-105	Lockers - Female	Former Girl's Locker Room	Ceiling		5	0	No	N/A	
602	2690	2	0	2-105	Lockers - Female	Former Girl's Locker Room	Floor		N/A	N/A	N/A	N/A	
603	2690	2	0	2-105	Lockers - Female	Former Girl's Locker Room	W1	Chipping on wall and doorframe	N/A	N/A	N/A	N/A	
604	2690	2	0	2-105	Lockers - Female	Former Girl's Locker Room	W2		N/A	N/A	N/A	N/A	
605	2690	2	0	2-105	Lockers - Female	Former Girl's Locker Room	W3	Chipping	N/A	N/A	N/A	N/A	
606	2690	2	0	2-105	Lockers - Female	Former Girl's Locker Room	W4	Cracking, Chipping	N/A	N/A	N/A	N/A	
607	2690	2	0	2-105A	Showers - Female	Former Girl's Locker Room Large Shower Area	Ceiling		5	0	No	N/A	
608	2690	2	0	2-105A	Showers - Female	Former Girl's Locker Room Large Shower Area	Floor	Chipping on center walls for old showers	N/A	N/A	N/A	N/A	
609	2690	2	0	2-105A	Showers - Female	Former Girl's Locker Room Large Shower Area	W1	Chipping	N/A	N/A	N/A	N/A	
610	2690	2	0	2-105A	Showers - Female	Former Girl's Locker Room Large Shower Area	W2	Chipping	N/A	N/A	N/A	N/A	
611	2690	2	0	2-105A	Showers - Female	Former Girl's Locker Room Large Shower Area	W3	Chipping	N/A	N/A	N/A	N/A	
612	2690	2	0	2-105A	Showers - Female	Former Girl's Locker Room Large Shower Area	W4	Chipping	N/A	N/A	N/A	N/A	
613	2690	2	0	2-105B	Student Restrooms - Female (4-12)	Former Girl's Locker Room Restroom	W1	Chipping	1	0	No	N/A	
614	2690	2	0	2-105B	Student Restrooms - Female (4-12)	Former Girl's Locker Room Restroom	W2	Chipping	N/A	N/A	N/A	N/A	
615	2690	2	0	2-105B	Student Restrooms - Female (4-12)	Former Girl's Locker Room Restroom	W3	Cracking in corner of walls 2&3, Chipping	N/A	N/A	N/A	N/A	
616	2690	2	0	2-105B	Student Restrooms - Female (4-12)	Former Girl's Locker Room Restroom	W4	Chipping	N/A	N/A	N/A	N/A	

Task ID	ULCS#	Element	Fl oor	Space # (on Floor Plan)	Space Type	On Site Room Name	Component	Description of Paint and Plaster Damage (i.e. cracking, chipping, gouges, holes, flaking, spalling, efflorescence, significant moisture damage)	Number of Required RRP Wipes	Number of Colorimetric Wipes Used to Pass	Final Colorimetric Wipe Submitted for AAS Analysis (yes/no)	AAS Analysis Results	Other Notes or Comments
617	2690	2	0	2-105C	Showers - Male	Former Girl's Locker Room Small Shower Area	W1	Flaking	1	0	No	N/A	
618	2690	2	0	2-105C	Showers - Male	Former Girl's Locker Room Small Shower Area	W2	Flaking	N/A	N/A	N/A	N/A	
619	2690	2	0	2-105C	Showers - Male	Former Girl's Locker Room Small Shower Area	W3	Cracking in corner of walls 3&4, Flaking	N/A	N/A	N/A	N/A	
620	2690	2	0	2-105C	Showers - Male	Former Girl's Locker Room Small Shower Area	W4	Flaking	N/A	N/A	N/A	N/A	
621	2690	2	0	2-106	Administrative Office	Gym Office	W1	Chipping on doorframe	2	0	No	N/A	
622	2690	2	0	2-106	Administrative Office	Gym Office	W2	Chipping	2	0	No	N/A	
623	2690	2	0	2-106A	Restrooms, Staff - Male/Female	Gym Office Restroom	W1	Chipping on doorframe	1	0	No	N/A	
624	2690	2	0	2-106A	Restrooms, Staff - Male/Female	Gym Office Restroom	W3	Chipping	N/A	0	No	N/A	
625	2690	2	0	2-106A	Restrooms, Staff - Male/Female	Gym Office Restroom	W4	Chipping	N/A	0	No	N/A	
626	2690	2	0	103A	Storage	Gym Storage Room	W1	Chipping on wall and frame, Efflorescence	3	N/A	N/A	N/A	
627	2690	2	0	103A	Storage	Gym Storage Room	W2	Chipping	2	N/A	N/A	N/A	
628	2690	2	0	103A	Storage	Gym Storage Room	W3	Chipping, Hole	3	N/A	N/A	N/A	
629	2690	2	0	103A	Storage	Gym Storage Room	W4	Chipping, Holes, Efflorescence	2	N/A	N/A	N/A	
630	2690	2	0	2-111	Circulation (Hallway)	Hallway between Elements 1 and 2	W1	Cracking, Chipping on doors and frame, Holes	8	0	No	N/A	
631	2690	2	0	2-111	Circulation (Hallway)	Hallway between Elements 1 and 2	W2	Chipping on doors and frame center	N/A	N/A	N/A	N/A	
632	2690	2	0	2-111	Circulation (Hallway)	Hallway between Elements 1 and 2	W3	Chipping on doors and frame	N/A	N/A	N/A	N/A	
633	2690	2	0	2-111	Circulation (Hallway)	Hallway between Elements 1 and 2	W4	Chipping on doors and frame	N/A	N/A	N/A	N/A	
634	2690	1	0	H100	Circulation (Hallway)	Hallway outside Boiler Room	Ceiling	Cracking on ACM pipe insulation, Chipping above pipes and on metal duct, Flaking on ACM pipe insulation, metal duct, metal pipe, and ceiling, some above duct	40	N/A	N/A	N/A	
635	2690	1	0	H100	Circulation (Hallway)	Hallway outside Boiler Room	Floor	Chipping along walls	N/A	N/A	N/A	N/A	
636	2690	1	0	H100	Circulation (Hallway)	Hallway outside Boiler Room	W2	Chipping on wall and metal pipe, Flaking on wall and metal pipe	N/A	N/A	N/A	N/A	

Task ID	ULCS#	Element	Floor	Space # (on Floor Plan)	Space Type	On Site Room Name	Component	Description of Paint and Plaster Damage (i.e. cracking, chipping, gouges, holes, flaking, spalling, efflorescence, significant moisture damage)	Number of Required RRP Wipes	Number of Colorimetric Wipes Used to Pass	Final Colorimetric Wipe Submitted for AAS Analysis (yes/no)	AAS Analysis Results	Other Notes or Comments
637	2690	1	0	H100	Circulation (Hallway)	Hallway outside Boiler Room	W4	Flaking on wall and metal jackets	N/A	N/A	N/A	N/A	
638	2690	1	0	013A	Storage	Hallway outside Boiler Room Closet	Ceiling	No Access					Still No Access
639	2690	1	0	013A	Storage	Hallway outside Boiler Room Closet	Floor	No Access					Still No Access
640	2690	1	0	013A	Storage	Hallway outside Boiler Room Closet	W1	No Access					Still No Access
641	2690	1	0	013A	Storage	Hallway outside Boiler Room Closet	W2	No Access					Still No Access
642	2690	1	0	013A	Storage	Hallway outside Boiler Room Closet	W3	No Access					Still No Access
643	2690	1	0	013A	Storage	Hallway outside Boiler Room Closet	W4	No Access					Still No Access
644	2690	1	0	H102	Circulation (Hallway)	Hallway outside Classroom 101	Ceiling	Cracking on ACM pipe insulation, Chipping on metal duct, Flaking on ceiling and metal duct around attached lights	17	0	No	N/A	
645	2690	1	0	H102	Circulation (Hallway)	Hallway outside Classroom 101	Floor	Chipping along walls and railings	N/A	N/A	N/A	N/A	
646	2690	1	0	H102	Circulation (Hallway)	Hallway outside Classroom 101	W1	Chipping on metal jackets, Flaking on wall and ACM pipe insulation	N/A	N/A	N/A	N/A	
647	2690	1	0	H102	Circulation (Hallway)	Hallway outside Classroom 101	W2	Chipping on metal pipe	N/A	N/A	N/A	N/A	
648	2690	1	0	H102	Circulation (Hallway)	Hallway outside Classroom 101	W3	Chipping on metal pipe, Flaking	N/A	N/A	N/A	N/A	
649	2690	1	0	H102	Circulation (Hallway)	Hallway outside Classroom 101	W4	Chipping on doors and frame exterior entrance, Chipping on 3rd set of doors in, Flaking on ACM pipe insulation and wood frame of 2nd set of doors in	N/A	N/A	N/A	N/A	
650	2690	2	0	2-107	Circulation (Hallway)	Hallway outside Gym	W1	Chipping	4	0	No	N/A	
651	2690	2	0	2-107	Circulation (Hallway)	Hallway outside Gym	W2	Cracking in corner of walls 1&2	4	0	No	N/A	
652	2690	2	0	2-107	Circulation (Hallway)	Hallway outside Gym	W3	Chipping	4	0	No	N/A	
653	2690	2	0	2-107	Circulation (Hallway)	Hallway outside Gym	W4	Cracking, Chipping	4	0	No	N/A	
654	2690	1	0	H101	Circulation (Hallway)	Hallway outside Nurse's Office	Ceiling	Chipping on ceiling and metal duct, Flaking on ceiling, ACM pipe insulation, metal pipe, and metal duct	13	N/A	N/A	N/A	
655	2690	1	0	H101	Circulation (Hallway)	Hallway outside Nurse's Office	Floor	Chipping along walls	N/A	N/A	N/A	N/A	

Task ID	ULCS#	E l e m e n t	F l o o r	Space # (on Floor Plan)	Space Type	On Site Room Name	Component	Description of Paint and Plaster Damage (i.e. cracking, chipping, gouges, holes, flaking, spalling, efflorescence, significant moisture damage)	Number of Required RRP Wipes	Number of Colorimetric Wipes Used to Pass	Final Colorimetric Wipe Submitted for AAS Analysis (yes/no)	AAS Analysis Results	Other Notes or Comments
656	2690	1	0	H101	Circulation (Hallway)	Hallway outside Nurse's Office	W1	Flaking on wall, metal duct, and bell	N/A	N/A	N/A	N/A	
657	2690	1	0	H101	Circulation (Hallway)	Hallway outside Nurse's Office	W3	Flaking	N/A	N/A	N/A	N/A	
658	2690	1	0	H103	Circulation (Hallway)	Hallway outside Storage Room 103-Classroom 104	Ceiling	Cracking on ACM pipe insulation, Flaking on and above metal duct	15	0	No	N/A	
659	2690	1	0	H103	Circulation (Hallway)	Hallway outside Storage Room 103-Classroom 104	Floor	Chipping along walls	N/A	N/A	N/A	N/A	
660	2690	1	0	H103	Circulation (Hallway)	Hallway outside Storage Room 103-Classroom 104	W1	Chipping	N/A	N/A	N/A	N/A	
661	2690	1	0	H103	Circulation (Hallway)	Hallway outside Storage Room 103-Classroom 104	W2	Chipping, Staple Holes, Flaking	N/A	N/A	N/A	N/A	
662	2690	1	0	H103	Circulation (Hallway)	Hallway outside Storage Room 103-Classroom 104	W4	Chipping on wall and metal jackets	N/A	N/A	N/A	N/A	
663	2690	2	0	2-101	Kitchen	Kitchen	Ceiling		N/A	0	No	N/A	
664	2690	2	0	2-101	Kitchen	Kitchen	Floor		N/A	0	No	N/A	
665	2690	2	0	2-101	Kitchen	Kitchen	W1	Hole, Chipping on door and frame	4	0	No	N/A	
666	2690	2	0	2-101	Kitchen	Kitchen	W2	Chipping on wall, doors, and frames	3	0	No	N/A	
667	2690	2	0	2-101	Kitchen	Kitchen	W3	Chipping	4	0	No	N/A	
668	2690	2	0	2-101	Kitchen	Kitchen	W4	Chipping	3	0	No	N/A	
669	2690	2	0	2-103	Restrooms, Staff - Male/Female	Kitchen Restroom 115A	W1	Cracking, Chipping on wall and doorframe	1	0	No	N/A	
670	2690	2	0	2-103	Restrooms, Staff - Male/Female	Kitchen Restroom 115A	W2	Chipping	N/A	0	No	N/A	
671	2690	2	0	2-103	Restrooms, Staff - Male/Female	Kitchen Restroom 115A	W3	Cracking in corner of walls 3&4, Chipping	N/A	0	No	N/A	
672	2690	2	0	2-103	Restrooms, Staff - Male/Female	Kitchen Restroom 115A	W4	Chipping	N/A	0	No	N/A	
673	2690	2	0	2-102	Lockers - Female	Kitchen Staff Locker Room	W1	Chipping on doorframe	1	0	No	N/A	
674	2690	2	0	2-102	Lockers - Female	Kitchen Staff Locker Room	W3	Cracking, Chipping	N/A	0	No	N/A	
675	2690	2	0	2-102	Lockers - Female	Kitchen Staff Locker Room	W4	Chipping on lockers	N/A	0	No	N/A	
676	2690	2	0	2-109	Restrooms, Staff - Male	Men's Restroom near Gym	W1	Chipping on door and frame, Flaking	4	0	No	N/A	
677	2690	2	0	2-109	Restrooms, Staff - Male	Men's Restroom near Gym	W2	Flaking	N/A	N/A	N/A	N/A	
678	2690	2	0	2-109	Restrooms, Staff - Male	Men's Restroom near Gym	W3	Flaking	N/A	N/A	N/A	N/A	
679	2690	2	0	2-109	Restrooms, Staff - Male	Men's Restroom near Gym	W4	Flaking	N/A	N/A	N/A	N/A	

Task ID	ULCS#	E l e m e n t	F l o o r	Space # (on Floor Plan)	Space Type	On Site Room Name	Component	Description of Paint and Plaster Damage (i.e. cracking, chipping, gouges, holes, flaking, spalling, efflorescence, significant moisture damage)	Number of Required RRP Wipes	Number of Colorimetric Wipes Used to Pass	Final Colorimetric Wipe Submitted for AAS Analysis (yes/no)	AAS Analysis Results	Other Notes or Comments
680	2690	1	0	107D	Health Service Room	Nurse's Office 108	Ceiling	Cracking on ACM pipe insulation, Flaking on ceiling beams	2	N/A	N/A	N/A	
681	2690	1	0	107D	Health Service Room	Nurse's Office 108	Floor		N/A	N/A	N/A	N/A	
682	2690	1	0	107D	Health Service Room	Nurse's Office 108	W1	Chipping	3	N/A	N/A	N/A	
683	2690	1	0	107D	Health Service Room	Nurse's Office 108	W2	Cracking, Chipping, Flaking	2	N/A	N/A	N/A	
684	2690	1	0	107D	Health Service Room	Nurse's Office 108	W3	Cracking, Chipping, Hole, Efflorescence	3	N/A	N/A	N/A	
685	2690	1	0	107D	Health Service Room	Nurse's Office 108	W4	Flaking	2	N/A	N/A	N/A	
686	2690	1	0	107E	Student Restrooms - Male/Female	Nurse's Office 108 Restroom	Ceiling	Cracking on ACM pipe insulation, Flaking	1	N/A	N/A	N/A	
687	2690	1	0	107E	Student Restrooms - Male/Female	Nurse's Office 108 Restroom	W1	Chipping on doorframe	N/A	N/A	N/A	N/A	
688	2690	1	0	107E	Student Restrooms - Male/Female	Nurse's Office 108 Restroom	W2	Cracking, Holes, paint has been stabilized	N/A	N/A	N/A	N/A	
689	2690	1	0	107E	Student Restrooms - Male/Female	Nurse's Office 108 Restroom	W3	Holes, paint has been stabilized, Flaking	N/A	N/A	N/A	N/A	
690	2690	1	0	107C	Health Service Room	Nurse's Office 108 Waiting Area	Ceiling	Cracking on ACM pipe insulation, Holes on ceiling beams, Flaking on ceiling beams and metal ducts, some in cage	12	N/A	N/A	N/A	
691	2690	1	0	107C	Health Service Room	Nurse's Office 108 Waiting Area	Floor		N/A	N/A	N/A	N/A	
692	2690	1	0	107C	Health Service Room	Nurse's Office 108 Waiting Area	W1	Cracking, Chipping on wall and cove, Flaking, some in air shaft	N/A	N/A	N/A	N/A	
693	2690	1	0	107C	Health Service Room	Nurse's Office 108 Waiting Area	W2	Chipping, Flaking	N/A	N/A	N/A	N/A	
694	2690	1	0	107C	Health Service Room	Nurse's Office 108 Waiting Area	W3	Cracking, Chipping, Flaking on wall and metal jacket in cage, Efflorescence in cage	N/A	N/A	N/A	N/A	
695	2690	1	0	107C	Health Service Room	Nurse's Office 108 Waiting Area	W4	Hole in cage, Flaking on wall in cage and on built in wood cabinets	N/A	N/A	N/A	N/A	
696	2690	1	0	H103B	Closed Circuit Storage Area	Security Camera Room	Ceiling	Flaking	2	0	No	N/A	
697	2690	1	0	H103B	Closed Circuit Storage Area	Security Camera Room	Floor		N/A	N/A	N/A	N/A	
698	2690	1	0	H103B	Closed Circuit Storage Area	Security Camera Room	W1	Flaking on metal duct	N/A	N/A	N/A	N/A	
699	2690	1	0	H103B	Closed Circuit Storage Area	Security Camera Room	W2		N/A	N/A	N/A	N/A	
700	2690	1	0	H103B	Closed Circuit Storage Area	Security Camera Room	W3		N/A	N/A	N/A	N/A	
701	2690	1	0	H103B	Closed Circuit Storage Area	Security Camera Room	W4		N/A	N/A	N/A	N/A	

Task ID	ULCS#	E l e m e n t	F l o o r	Space # (on Floor Plan)	Space Type	On Site Room Name	Component	Description of Paint and Plaster Damage (i.e. cracking, chipping, gouges, holes, flaking, spalling, efflorescence, significant moisture damage)	Number of Required RRP Wipes	Number of Colorimetric Wipes Used to Pass	Final Colorimetric Wipe Submitted for AAS Analysis (yes/no)	AAS Analysis Results	Other Notes or Comments
702	2690	1	0	107B	Storage	Security Office Closet	Ceiling	Cracking on ACM pipe insulation	N/A	N/A	N/A	N/A	This work was completed during Classroom Modernization Summer 2018
703	2690	1	0	107B	Storage	Security Office Closet	Floor	Chipping	N/A	N/A	N/A	N/A	This work was completed during Classroom Modernization Summer 2018
704	2690	1	0	107B	Storage	Security Office Closet	W1	Cracking, Holes	N/A	N/A	N/A	N/A	This work was completed during Classroom Modernization Summer 2018
705	2690	1	0	107B	Storage	Security Office Closet	W2	Chipping on metal pipe, Holes, paint has been stabilized	N/A	N/A	N/A	N/A	This work was completed during Classroom Modernization Summer 2018
706	2690	1	0	107B	Storage	Security Office Closet	W3	Holes, paint has been stabilized	N/A	N/A	N/A	N/A	This work was completed during Classroom Modernization Summer 2018
707	2690	1	0	107B	Storage	Security Office Closet	W4	Flaking	N/A	N/A	N/A	N/A	This work was completed during Classroom Modernization Summer 2018
708	2690	1	0	S3-100	Stairs	Stairwell across from Building Engineer's Office	Ceiling	Flaking	2	N/A	N/A	N/A	
709	2690	1	0	S3-100	Stairs	Stairwell across from Building Engineer's Office	Floor		N/A	N/A	N/A	N/A	
710	2690	1	0	S3A-100	Circulation (Hallway)	Stairwell across from Building Engineer's Office Vestibule	Ceiling	Flaking	3	N/A	N/A	N/A	
711	2690	1	0	S3A-100	Circulation (Hallway)	Stairwell across from Building Engineer's Office Vestibule	Floor		N/A	N/A	N/A	N/A	
712	2690	1	0	S3A-100	Circulation (Hallway)	Stairwell across from Building Engineer's Office Vestibule	W1	Chipping on door and frame	N/A	N/A	N/A	N/A	
713	2690	1	0	S1-100	Stairs	Stairwell adjacent to Basement Boy's Restroom	Ceiling	Chipping	7	N/A	N/A	N/A	
714	2690	1	0	S1-100	Stairs	Stairwell adjacent to Basement Boy's Restroom	W1	Flaking above pipes	N/A	N/A	N/A	N/A	

Task ID	ULCS#	E l e m e n t	F l o o r	Space # (on Floor Plan)	Space Type	On Site Room Name	Component	Description of Paint and Plaster Damage (i.e. cracking, chipping, gouges, holes, flaking, spalling, efflorescence, significant moisture damage)	Number of Required RRP Wipes	Number of Colorimetric Wipes Used to Pass	Final Colorimetric Wipe Submitted for AAS Analysis (yes/no)	AAS Analysis Results	Other Notes or Comments
715	2690	1	0	S1-100	Stairs	Stairwell adjacent to Basement Boy's Restroom	W2	Chipping on door and frame	N/A	N/A	N/A	N/A	
716	2690	1	0	S1-100	Stairs	Stairwell adjacent to Basement Boy's Restroom	W3	Chipping on side of stairs	N/A	N/A	N/A	N/A	
717	2690	1	0	S1A	Storage	Stairwell adjacent to Basement Boy's Restroom Closet	Ceiling	No Access					Still No Access
718	2690	1	0	S1A	Storage	Stairwell adjacent to Basement Boy's Restroom Closet	Floor	No Access					Still No Access
719	2690	1	0	S1A	Storage	Stairwell adjacent to Basement Boy's Restroom Closet	W1	No Access					Still No Access
720	2690	1	0	S1A	Storage	Stairwell adjacent to Basement Boy's Restroom Closet	W2	No Access					Still No Access
721	2690	1	0	S1A	Storage	Stairwell adjacent to Basement Boy's Restroom Closet	W3	No Access					Still No Access
722	2690	1	0	S1A	Storage	Stairwell adjacent to Basement Boy's Restroom Closet	W4	No Access					Still No Access
723	2690	1	0	S4-100	Stairs	Stairwell adjacent to Classroom 102	Ceiling	Flaking	12	N/A	N/A	N/A	
724	2690	1	0	S4-100	Stairs	Stairwell adjacent to Classroom 102	Floor	Chipping on stairs	N/A	N/A	N/A	N/A	
725	2690	1	0	S4-100	Stairs	Stairwell adjacent to Classroom 102	W2	Cracking, Chipping on doors and frame	N/A	N/A	N/A	N/A	
726	2690	1	0	S4-100	Stairs	Stairwell adjacent to Classroom 102	W3	Hole, paint has been stabilized	N/A	N/A	N/A	N/A	
727	2690	1	0	S2-100	Stairs	Stairwell adjacent to Nurse's Office	Ceiling	Flaking	9	N/A	N/A	N/A	
728	2690	1	0	S2-100	Stairs	Stairwell adjacent to Nurse's Office	W1	Chipping on door and frame, Flaking	N/A	N/A	N/A	N/A	
729	2690	1	0	S2-100	Stairs	Stairwell adjacent to Nurse's Office	W3	Chipping on doors and frame, including center doors, Holes, paint has been stabilized, Flaking paint on doors and frame	N/A	N/A	N/A	N/A	
730	2690	1	0	S2A	Storage	Stairwell adjacent to Nurse's Office Closet	Ceiling	No Access					Still No Access
731	2690	1	0	S2A	Storage	Stairwell adjacent to Nurse's Office Closet	Floor	No Access					Still No Access
732	2690	1	0	S2A	Storage	Stairwell adjacent to Nurse's Office Closet	W1	No Access					Still No Access
733	2690	1	0	S2A	Storage	Stairwell adjacent to Nurse's Office Closet	W2	No Access					Still No Access

Task ID	ULCS#	Element	Factor	Space # (on Floor Plan)	Space Type	On Site Room Name	Component	Description of Paint and Plaster Damage (i.e. cracking, chipping, gouges, holes, flaking, spalling, efflorescence, significant moisture damage)	Number of Required RRP Wipes	Number of Colorimetric Wipes Used to Pass	Final Colorimetric Wipe Submitted for AAS Analysis (yes/no)	AAS Analysis Results	Other Notes or Comments
734	2690	1	0	S2A	Storage	Stairwell adjacent to Nurse's Office Closet	W3	No Access					Still No Access
735	2690	1	0	S2A	Storage	Stairwell adjacent to Nurse's Office Closet	W4	No Access					Still No Access
736	2690	1	0	100A	Storage	Storage Closet adjacent to Girl's Restroom	Ceiling	Flaking	1	N/A	N/A	N/A	
737	2690	1	0	100A	Storage	Storage Closet adjacent to Girl's Restroom	Floor		N/A	N/A	N/A	N/A	
738	2690	1	0	100A	Storage	Storage Closet adjacent to Girl's Restroom	W1	Flaking	N/A	N/A	N/A	N/A	
739	2690	1	0	100A	Storage	Storage Closet adjacent to Girl's Restroom	W2		N/A	N/A	N/A	N/A	
740	2690	1	0	100A	Storage	Storage Closet adjacent to Girl's Restroom	W3	Cracking, Chipping, Flaking	N/A	N/A	N/A	N/A	
741	2690	1	0	100A	Storage	Storage Closet adjacent to Girl's Restroom	W4	Cracking, Chipping, Flaking	N/A	N/A	N/A	N/A	
742	2690	1	0	103	Storage	Storage Room 103	Ceiling	Cracking on ACM pipe insulation	N/A	N/A	N/A	N/A	
743	2690	1	0	103	Storage	Storage Room 103	W1	Cracking, Flaking	4	N/A	N/A	N/A	
744	2690	1	0	103	Storage	Storage Room 103	W2	Chipping	4	N/A	N/A	N/A	
745	2690	1	0	103	Storage	Storage Room 103	W3	Chipping, Flaking on metal jackets	4	N/A	N/A	N/A	
746	2690	1	0	103	Storage	Storage Room 103	W4	Cracking	4	N/A	N/A	N/A	
747	2690	1	0	H103C	Storage	Storage Room 300	Ceiling	Flaking on ceiling and metal duct	3	0	No	N/A	
748	2690	1	0	H103C	Storage	Storage Room 300	Floor		N/A	N/A	N/A	N/A	
749	2690	1	0	H103C	Storage	Storage Room 300	W1	Chipping, Gouges in sheetrock, Flaking on metal duct	N/A	N/A	N/A	N/A	
750	2690	1	0	H103C	Storage	Storage Room 300	W2		N/A	N/A	N/A	N/A	
751	2690	1	0	H103C	Storage	Storage Room 300	W3	Flaking	N/A	N/A	N/A	N/A	
752	2690	1	0	H103C	Storage	Storage Room 300	W4	Gouges in sheetrock, Flaking	N/A	N/A	N/A	N/A	
753	2690	1	0	H103A	Storage	Storage Room adjacent to Classroom 104	Ceiling	Flaking	2	0	No	N/A	
754	2690	1	0	H103A	Storage	Storage Room adjacent to Classroom 104	Floor		N/A	N/A	N/A	N/A	
755	2690	1	0	H103A	Storage	Storage Room adjacent to Classroom 104	W1	Flaking on metal duct	N/A	N/A	N/A	N/A	
756	2690	1	0	H103A	Storage	Storage Room adjacent to Classroom 104	W2		N/A	N/A	N/A	N/A	
757	2690	1	0	H103A	Storage	Storage Room adjacent to Classroom 104	W3		N/A	N/A	N/A	N/A	

[illegible]

Appendix D. Sample Results Table



Chain of Custody Transmittal

Date/Time _____

③

**EMSL Analytical, Inc.**

200 Route 130 North, Cinnaminson, NJ 08077

Phone/Fax: (856) 303-2500 / (856) 786-5974

<http://www.EMSL.com>cinnaminsonleadlab@emsl.com

EMSL Order: 201813939

CustomerID: SYNE60

CustomerPO:

ProjectID:

Attn: **John Fiorelli**
Synertech, Inc.
228 Moore Street
Philadelphia, PA 19148

Phone: (215) 755-2305
Fax: (215) 755-2405
Received: 12/06/18 9:00 AM
Collected: 12/5/2018

Project: 010-4393 / Taggart E.S.

Test Report: Lead in Dust by Flame AAS (SW 846 3050B/7000B)*

Client Sample Description	Lab ID	Collected	Analyzed	Area Sampled	Lead Concentration
01	201813939-0001	12/5/2018	12/6/2018	144 in ²	13 µg/ft ²
Site: Classroom 204 - Wall 4					
02	201813939-0002	12/5/2018	12/6/2018	144 in ²	<10 µg/ft ²
Site: Classroom 207 - Wall 1/2 corner					
03	201813939-0003	12/5/2018	12/6/2018	N/A	<10 µg/wipe
Site: Blank					

Phillip Worby, Lead Laboratory Manager
or other approved signatory

*Analysis following Lead in Dust by EMSL SOP/ Determination of Environmental Lead by FLAA. Reporting limit is 10 µg/wipe. µg/wipe = µg/ft² x area sampled in ft². Unless noted, results in this report are not blank corrected. This report relates only to the samples reported above and may not be reproduced, except in full, without written approval by EMSL. EMSL bears no responsibility for sample collection activities (such as volume sampled) or analytical method limitations. Samples received in good condition unless otherwise noted. The lab is not responsible for data reported in µg/ft² which is dependent on the area provided by non-lab personnel. The test results contained within this report meet the requirements of NELAP unless otherwise noted. "<" (less than) results signifies that the analyte was not detected at or above the reporting limit. Measurement of uncertainty is available upon request. The QC data associated with the sample results included in this report meet the recovery and precision requirements unless specifically indicated otherwise. Definitions of modifications are available upon request.

Samples analyzed by EMSL Analytical, Inc. Cinnaminson, NJ NELAP Certifications: NJ 03036, NY 10872, PA 68-00367, AIHA-LAP, LLC ELLAP 100194, A2LA 2845.01

Initial report from 12/07/2018 09:14:14

201813939

228 Moore Street • Philadelphia, Pennsylvania 19148 • Phone 215-755-2305 • Fax 215-755-2405

Chain of Custody Transmittal Lead Wipe Samples by Flame AAS Analysis

Project Name: Taspart E.S. Project No. 010-4393

Laboratory: EMSL

Turnaround Time: ☒ 24 hours ☐ 48 hours ☐ 72 hours ☐ Other

ASTM/EPA APPROVED GHOST WIPES USED

Samples Collected By: Z. J. J.

Date/Time 12/5/18

Transmitted to Lab By: [Signature]

Date/Time 12-5-18

Received in Lab By:

Date/Time 12-5-16 6:05

Samples Analyzed By: Chadwick (WI)

Date/Time 12/12/18 9am

[illegible]

**EMSL Analytical, Inc.**

200 Route 130 North, Cinnaminson, NJ 08077

Phone/Fax: (856) 303-2500 / (856) 786-5974

<http://www.EMSL.com>cinnaminsonlab@emsl.com

EMSL Order: 201814031

CustomerID: SYNE50

CustomerPO:

ProjectID:

Attn: **SynerTech, Inc.**
228 Moore Street
Philadelphia, PA 19148

Phone: (215) 755-2305
Fax: (215) 755-2405
Received: 12/07/18 5:00 PM
Collected: 12/6/2018

Project: 010-4393 / Taggart E.S.

Test Report: Lead in Dust by Flame AAS (SW 846 3050B/7000B)*

Client Sample Description	Lab ID	Collected	Analyzed	Area Sampled	Lead Concentration
01	201814031-0001	12/6/2018	12/8/2018	144 in ²	<10 µg/ft ²
	Site: Classroom 302				
02	201814031-0002	12/6/2018	12/8/2018	144 in ²	<10 µg/ft ²
	Site: IMC				
03	201814031-0003	12/6/2018	12/8/2018	N/A	<10 µg/wipe
	Site: Blank				

Phillip Worby, Lead Laboratory Manager
or other approved signatory

*Analysis following Lead in Dust by EMSL SOP/ Determination of Environmental Lead by FLAA. Reporting limit is 10 µg/wipe. µg/wipe = µg/ft² x area sampled in ft². Unless noted, results in this report are not blank corrected. This report relates only to the samples reported above and may not be reproduced, except in full, without written approval by EMSL. EMSL bears no responsibility for sample collection activities (such as volume sampled) or analytical method limitations. Samples received in good condition unless otherwise noted. The lab is not responsible for data reported in µg/ft² which is dependent on the area provided by non-lab personnel. The test results contained within this report meet the requirements of NELAP unless otherwise noted. "<" (less than) results signifies that the analyte was not detected at or above the reporting limit. Measurement of uncertainty is available upon request. The QC data associated with the sample results included in this report meet the recovery and precision requirements unless specifically indicated otherwise. Definitions of modifications are available upon request.

Samples analyzed by EMSL Analytical, Inc. Cinnaminson, NJ NELAP Certifications: NJ 03036, NY 10872, PA 68-00367, AIHA-LAP, LLC ELLAP 100194, AZLA 2845.01

Initial report from 12/10/2018 08:33:27

EMSL ANALYTICAL, INC.
LABORATORY PRODUCTS TRADING

Lead (Pb) Chain of Custody

EMSL Order ID (Lab Use Only):

201908214

PHONE: ()

FAX: ()

Company: VERTEX		EMSL-Bill to: <input type="checkbox"/> Same <input checked="" type="checkbox"/> Different If Bill to is Different note instructions in Comments**	
Street: 700 Turner Way		Third Party Billing requires written authorization from third party	
City: Aston	State/Province: PA	Zip/Postal Code: 19014	Country: USA
Report To (Name): Don Heim		Telephone #: 610-558-8902	
Email Address: dheim@vertexeng.com		Fax #: 610-558-8904	Purchase Order: 54628
Project Name/Number: Taggart ES/54628		Please Provide Results: <input type="checkbox"/> Fax <input checked="" type="checkbox"/> Email	
U.S. State Samples Taken: PA		CT Samples: <input type="checkbox"/> Commercial/Taxable <input type="checkbox"/> Residential/Tax Exempt	
Turnaround Time (TAT) Options* - Please Check			
<input type="checkbox"/> 3 Hour	<input type="checkbox"/> 6 Hour	<input checked="" type="checkbox"/> 24 Hour	<input type="checkbox"/> 48 Hour <input type="checkbox"/> 72 Hour <input type="checkbox"/> 96 Hour <input type="checkbox"/> 1 Week <input type="checkbox"/> 2 Week
*Analysis completed in accordance with EMSL's Terms and Conditions located in the Price Guide			
Matrix	Method	Instrument	Reporting Limit Check
Chips <input type="checkbox"/> % by wt. <input type="checkbox"/> mg/cm ² <input type="checkbox"/> ppm (mg/kg)	SW846-7000B	Flame Atomic Absorption	0.01% <input type="checkbox"/>
Air	NIOSH 7082	Flame Atomic Absorption	4 µg/filter <input type="checkbox"/>
	NIOSH 7105	Graphite Furnace AA	0.03 µg/filter <input type="checkbox"/>
	NIOSH 7300M/NIOSH 7303	ICP-OES	0.5 µg/filter <input type="checkbox"/>
Wipe* <input checked="" type="checkbox"/> ASTM non ASTM <input type="checkbox"/>	SW846-7000B	Flame Atomic Absorption	10 µg/wipe <input checked="" type="checkbox"/>
*If no box checked, non-ASTM Wipe assumed	SW846-6010B or C	ICP-OES	1.0 µg/wipe <input type="checkbox"/>
TCLP	SW846-1311/7000B/SM 3111B	Flame Atomic Absorption	0.4 mg/L (ppm) <input type="checkbox"/>
	SW846-1311/SW846-6010B or C	ICP-OES	0.1 mg/L (ppm) <input type="checkbox"/>
SPLP	SW846-1312/7000B/SM 3111B	Flame Atomic Absorption	0.4 mg/L (ppm) <input type="checkbox"/>
	SW846-1312/SW846-6010B or C	ICP-OES	0.1 mg/L (ppm) <input type="checkbox"/>
TTLIC	22 CCR App. II, 7000B/7420	Flame Atomic Absorption	40 mg/kg (ppm) <input type="checkbox"/>
	22 CCR App. II, SW846-6010B or C	ICP-OES	2 mg/kg (ppm) <input type="checkbox"/>
STLC	22 CCR App. II, 7000B/7420	Flame Atomic Absorption	0.4 mg/L (ppm) <input type="checkbox"/>
	22 CCR App. II, SW846-6010B or C	ICP-OES	0.1 mg/L (ppm) <input type="checkbox"/>
Soil	SW846-7000B	Flame Atomic Absorption	40 mg/kg (ppm) <input type="checkbox"/>
	SW846-6010B or C	ICP-OES	2 mg/kg (ppm) <input type="checkbox"/>
Wastewater Unpreserved <input type="checkbox"/>	SM3111B/SW846-7000B	Flame Atomic Absorption	0.4 mg/L (ppm) <input type="checkbox"/>
Preserved with HNO ₃ pH < 2 <input type="checkbox"/>	EPA 200.9	Graphite Furnace AA	0.003 mg/L (ppm) <input type="checkbox"/>
	EPA 200.7	ICP-OES	0.020 mg/L (ppm) <input type="checkbox"/>
Drinking Water Unpreserved <input type="checkbox"/>	EPA 200.8	ICP-MS	0.001 mg/L (ppm) <input type="checkbox"/>
Preserved with HNO ₃ pH < 2 <input type="checkbox"/>	EPA 200.9	Graphite Furnace AA	0.003 mg/L (ppm) <input type="checkbox"/>
	EPA 200.5	ICP-OES	0.003 mg/L (ppm) <input type="checkbox"/>
TSP/SPM Filter	40 CFR Part 50	ICP-OES	12 µg/filter <input type="checkbox"/>
	40 CFR Part 50	Graphite Furnace AA	3.6 µg/filter <input type="checkbox"/>
Other: <input type="checkbox"/>			
Name of Sampler: Paul Davis		Signature of Sampler: Paul M. Davis	
Sample #	Location	Volume/Area	Date/Time Sampled
① 411-W41	4th Floor Boy's Restroom	12" X 12"	8-6-2019 / 1510
	(411-W4-1)		
Client Sample #s	411-W-41	Total # of Samples:	①
Relinquished (Client): Paul Davis	Date: 8-7-2019	Time:	
Received (Lab): [Signature]	Date: 8/7/19	Time:	1:45 pm
Comments: School Dist. of Phila. Taggart E.S.			

**EMSL Analytical, Inc.**

200 Route 130 North, Cinnaminson, NJ 08077

Phone/Fax: (856) 303-2500 / (856) 786-5974

<http://www.EMSL.com>cinnaminsonleadlab@emsl.com

EMSL Order: 201908214

CustomerID: VRTX78

CustomerPO: 54628

ProjectID:

Attn: **Don Heim**
The Vertex Companies, Inc.
700 Turner Way, Suite 105
Aston, PA 19014

Phone: (610) 558-8902
Fax: (610) 558-8904
Received: 08/07/19 4:10 PM
Collected: 8/6/2019

Project: **54628 / School District of Phila - Taggart E.S.****Test Report: Lead in Dust by Flame AAS (SW 846 3050B/7000B)***

<i>Client Sample Description</i>	<i>Lab ID</i>	<i>Collected</i>	<i>Analyzed</i>	<i>Area Sampled</i>	<i>Lead Concentration</i>
411-W4-1	201908214-0001	8/6/2019	8/8/2019	144 in ²	41 µg/ft ²
Site: 4th Floor Boy's Restroom					

Phillip Worby, Lead Laboratory Manager
or other approved signatory

*Analysis following Lead in Dust by EMSL SOP/ Determination of Environmental Lead by FLAA. Reporting limit is 10 µg/wipe. ug/wipe = µg/ft² x area sampled in ft². Unless noted, results in this report are not blank corrected. This report relates only to the samples reported above and may not be reproduced, except in full, without written approval by EMSL. EMSL bears no responsibility for sample collection activities (such as volume sampled) or analytical method limitations. Samples received in good condition unless otherwise noted. The lab is not responsible for data reported in µg/ft² which is dependent on the area provided by non-lab personnel. The test results contained within this report meet the requirements of NELAP unless otherwise noted. "<" (less than) results signifies that the analyte was not detected at or above the reporting limit. Measurement of uncertainty is available upon request. The QC data associated with the sample results included in this report meet the recovery and precision requirements unless specifically indicated otherwise. Definitions of modifications are available upon request.

Samples analyzed by EMSL Analytical, Inc. Cinnaminson, NJ NELAP Certifications: NJ 03036, NY 10872, PA 68-00367, AIHA-LAP, LLC ELLAP 100194, A2LA 2845 01

Initial report from 08/08/2019 12:59:41

EMSL ANALYTICAL, INC.
LABORATORY • PRODUCTS • TRAINING

Lead (Pb) Chain of Custody

EMSL Order ID (Lab Use Only):

201908472

PHONE ()

FAX ()

Company: VERTEX		EMSL-Bill to: <input type="checkbox"/> Same <input checked="" type="checkbox"/> Different If Bill to is Different note instructions in Comments**	
Street: 700 Turner Way		Third Party Billing requires written authorization from third party	
City: Aston	State/Province: PA	Zip/Postal Code: 19014	Country: USA
Report To (Name): Don Heim		Telephone #: 610-558-8902	
Email Address: dheim@vertexeng.com		Fax #: 610-558-8904	Purchase Order: 54628
Project Name/Number: Taggart ES / 54628		Please Provide Results: <input type="checkbox"/> Fax <input checked="" type="checkbox"/> Email	
U.S. State Samples Taken: PA		CT Samples: <input type="checkbox"/> Commercial/Taxable <input type="checkbox"/> Residential/Tax Exempt	
Turnaround Time (TAT) Options* - Please Check			
<input type="checkbox"/> 3 Hour	<input type="checkbox"/> 6 Hour	<input checked="" type="checkbox"/> 24 Hour	<input type="checkbox"/> 48 Hour <input type="checkbox"/> 72 Hour <input type="checkbox"/> 96 Hour <input type="checkbox"/> 1 Week <input type="checkbox"/> 2 Week
*Analysis completed in accordance with EMSL's Terms and Conditions located in the Price Guide			
Matrix	Method	Instrument	Reporting Limit Check
Chips <input type="checkbox"/> % by wt. <input type="checkbox"/> mg/cm ² <input type="checkbox"/> ppm (mg/kg)	SW846-7000B	Flame Atomic Absorption	0.01% <input type="checkbox"/>
Air	NIOSH 7082	Flame Atomic Absorption	4 µg/filter <input type="checkbox"/>
	NIOSH 7105	Graphite Furnace AA	0.03 µg/filter <input type="checkbox"/>
	NIOSH 7300M/NIOSH 7303	ICP-OES	0.5 µg/filter <input type="checkbox"/>
Wipe* <input checked="" type="checkbox"/> ASTM non ASTM <input type="checkbox"/>	SW846-7000B	Flame Atomic Absorption	10 µg/wipe <input checked="" type="checkbox"/>
*If no box checked, non-ASTM Wipe assumed	SW846-6010B or C	ICP-OES	1.0 µg/wipe <input type="checkbox"/>
TCLP	SW846-1311/7000B/SM 3111B	Flame Atomic Absorption	0.4 mg/L (ppm) <input type="checkbox"/>
	SW846-1311/SW846-6010B or C	ICP-OES	0.1 mg/L (ppm) <input type="checkbox"/>
SPLP	SW846-1312/7000B/SM 3111B	Flame Atomic Absorption	0.4 mg/L (ppm) <input type="checkbox"/>
	SW846-1312/SW846-6010B or C	ICP-OES	0.1 mg/L (ppm) <input type="checkbox"/>
TTLC	22 CCR App. II, 7000B/7420	Flame Atomic Absorption	40 mg/kg (ppm) <input type="checkbox"/>
	22 CCR App. II, SW846-6010B or C	ICP-OES	2 mg/kg (ppm) <input type="checkbox"/>
STLC	22 CCR App. II, 7000B/7420	Flame Atomic Absorption	0.4 mg/L (ppm) <input type="checkbox"/>
	22 CCR App. II, SW846-6010B or C	ICP-OES	0.1 mg/L (ppm) <input type="checkbox"/>
Soil	SW846-7000B	Flame Atomic Absorption	40 mg/kg (ppm) <input type="checkbox"/>
	SW846-6010B or C	ICP-OES	2 mg/kg (ppm) <input type="checkbox"/>
Wastewater Unpreserved <input type="checkbox"/> Preserved with HNO ₃ pH < 2 <input type="checkbox"/>	SM3111B/SW846-7000B	Flame Atomic Absorption	0.4 mg/L (ppm) <input type="checkbox"/>
	EPA 200.9	Graphite Furnace AA	0.003 mg/L (ppm) <input type="checkbox"/>
	EPA 200.7	ICP-OES	0.020 mg/L (ppm) <input type="checkbox"/>
Drinking Water Unpreserved <input type="checkbox"/> Preserved with HNO ₃ pH < 2 <input type="checkbox"/>	EPA 200.8	ICP-MS	0.001 mg/L (ppm) <input type="checkbox"/>
	EPA 200.9	Graphite Furnace AA	0.003 mg/L (ppm) <input type="checkbox"/>
	EPA 200.5	ICP-OES	0.003 mg/L (ppm) <input type="checkbox"/>
TSP/SPM Filter	40 CFR Part 50	ICP-OES	12 µg/filter <input type="checkbox"/>
	40 CFR Part 50	Graphite Furnace AA	3.6 µg/filter <input type="checkbox"/>
Other:			<input type="checkbox"/>
Name of Sampler: Paul Davis		Signature of Sampler: Paul Davis	
Sample #	Location	Volume/Area	Date/Time Sampled
411-W4-2	4 th Floor Boy's Restroom	12" x 12"	8-13-2019 / 9:15
Client Sample #s	411-W4-2	Total # of Samples:	1
Relinquished (Client): Paul Davis	Date: 8-13-2019	Time:	
Received (Lab): [Signature]	Date: 8/13/19	Time:	2:21 AM
Comments: School Dist. of Phila. Taggart ES			

Rel. Joni Loney

8-13-19 4:29

Cali

8-13-19 4:40pm

**EMSL Analytical, Inc.**

200 Route 130 North, Cinnaminson, NJ 08077

Phone/Fax: (856) 303-2500 / (856) 786-5974

<http://www.EMSL.com>cinnaminsonleadlab@emsl.com

EMSL Order: 201908472

CustomerID: VRTX78

CustomerPO: 54628

ProjectID:

Attn: **Don Heim**
The Vertex Companies, Inc.
700 Turner Way, Suite 105
Aston, PA 19014

Phone: (610) 558-8902
Fax: (610) 558-8904
Received: 08/13/19 4:40 PM
Collected: 8/13/2019

Project: **School Dist. of Phila. - Taggart ES / 54628****Test Report: Lead in Dust by Flame AAS (SW 846 3050B/7000B)***

<i>Client Sample Description</i>	<i>Lab ID</i>	<i>Collected</i>	<i>Analyzed</i>	<i>Area Sampled</i>	<i>Lead Concentration</i>
411-W4-2	201908472-0001	8/13/2019	8/14/2019	144 in ²	56 µg/ft ²
Site: 4th Floor Boy's Restroom					

Phillip Worby, Lead Laboratory Manager
or other approved signatory

*Analysis following Lead in Dust by EMSL SOP/ Determination of Environmental Lead by FLAA. Reporting limit is 10 µg/wipe. $\mu\text{g}/\text{ft}^2 = \mu\text{g}/\text{wipe} \times \text{area sampled in ft}^2$. Unless noted, results in this report are not blank corrected. This report relates only to the samples reported above and may not be reproduced, except in full, without written approval by EMSL. EMSL bears no responsibility for sample collection activities (such as volume sampled) or analytical method limitations. Samples received in good condition unless otherwise noted. The lab is not responsible for data reported in µg/ft² which is dependent on the area provided by non-lab personnel. The test results contained within this report meet the requirements of NELAP unless otherwise noted. "<" (less than) results signifies that the analyte was not detected at or above the reporting limit. Measurement of uncertainty is available upon request. The QC data associated with the sample results included in this report meet the recovery and precision requirements unless specifically indicated otherwise. Definitions of modifications are available upon request.

Samples analyzed by EMSL Analytical, Inc. Cinnaminson, NJ NELAP Certifications: NJ 03036, NY 10872, PA 68-00367, AIHA-LAP, LLC ELLAP 100194, A2LA 2845.01

Initial report from 08/14/2019 16:50:13

EMSL ANALYTICAL, INC.
LABORATORY • PRODUCTS • TRAINING

Lead (Pb) Chain of Custody

EMSL Order ID (Lab Use Only):

201909158

PHONE: ()

FAX: ()

Company: <u>Vortex</u>		EMSL-Bill to: <input type="checkbox"/> Same <input type="checkbox"/> Different If Bill to is Different note instructions in Comments**		
Street:		Third Party Billing requires written authorization from third party		
City:	State/Province:	Zip/Postal Code:	Country:	
Report To (Name): <u>B. Brunner</u>		Telephone #:		
Email Address: <u>bbrunner@vortexeng.co</u>		Fax #:	Purchase Order:	
Project Name/Number: <u>54628/Tcggart</u>		Please Provide Results: <input type="checkbox"/> Fax <input type="checkbox"/> Email		
U.S. State Samples Taken: <u>PA</u>		CT Samples: <input type="checkbox"/> Commercial/Taxable <input type="checkbox"/> Residential/Tax Exempt		
Turnaround Time (TAT) Options* - Please Check				
<input type="checkbox"/> 3 Hour <input type="checkbox"/> 6 Hour <input checked="" type="checkbox"/> 24 Hour <input type="checkbox"/> 48 Hour <input type="checkbox"/> 72 Hour <input type="checkbox"/> 96 Hour <input type="checkbox"/> 1 Week <input type="checkbox"/> 2 Week				
*Analysis completed in accordance with EMSL's Terms and Conditions located in the Price Guide				
Matrix	Method	Instrument	Reporting Limit	Check
Chips <input type="checkbox"/> % by wt. <input type="checkbox"/> mg/cm ² <input type="checkbox"/> ppm (mg/kg)	SW846-7000B	Flame Atomic Absorption	0.01%	<input type="checkbox"/>
Air	NIOSH 7082	Flame Atomic Absorption	4 µg/filter	<input type="checkbox"/>
	NIOSH 7105	Graphite Furnace AA	0.03 µg/filter	<input type="checkbox"/>
	NIOSH 7300M/NIOSH 7303	ICP-OES	0.5 µg/filter	<input type="checkbox"/>
Wipe* ASTM non ASTM *If no box checked, non-ASTM Wipe assumed	SW846-7000B	Flame Atomic Absorption	10 µg/wipe	<input checked="" type="checkbox"/>
	SW846-6010B or C	ICP-OES	1.0 µg/wipe	<input type="checkbox"/>
TCLP	SW846-1311/7000B/SM 3111B	Flame Atomic Absorption	0.4 mg/L (ppm)	<input type="checkbox"/>
	SW846-1311/SW846-6010B or C	ICP-OES	0.1 mg/L (ppm)	<input type="checkbox"/>
SPLP	SW846-1312/7000B/SM 3111B	Flame Atomic Absorption	0.4 mg/L (ppm)	<input type="checkbox"/>
	SW846-1312/SW846-6010B or C	ICP-OES	0.1 mg/L (ppm)	<input type="checkbox"/>
TTLIC	22 CCR App. II, 7000B/7420	Flame Atomic Absorption	40 mg/kg (ppm)	<input type="checkbox"/>
	22 CCR App. II, SW846-6010B or C	ICP-OES	2 mg/kg (ppm)	<input type="checkbox"/>
STLC	22 CCR App. II, 7000B/7420	Flame Atomic Absorption	0.4 mg/L (ppm)	<input type="checkbox"/>
	22 CCR App. II, SW846-6010B or C	ICP-OES	0.1 mg/L (ppm)	<input type="checkbox"/>
Soil	SW846-7000B	Flame Atomic Absorption	40 mg/kg (ppm)	<input type="checkbox"/>
	SW846-6010B or C	ICP-OES	2 mg/kg (ppm)	<input type="checkbox"/>
Wastewater Unpreserved <input type="checkbox"/> Preserved with HNO ₃ pH < 2 <input type="checkbox"/>	SM3111B/SW846-7000B	Flame Atomic Absorption	0.4 mg/L (ppm)	<input type="checkbox"/>
	EPA 200.9	Graphite Furnace AA	0.003 mg/L (ppm)	<input type="checkbox"/>
	EPA 200.7	ICP-OES	0.020 mg/L (ppm)	<input type="checkbox"/>
Drinking Water Unpreserved <input type="checkbox"/> Preserved with HNO ₃ pH < 2 <input type="checkbox"/>	EPA 200.8	ICP-MS	0.001 mg/L (ppm)	<input type="checkbox"/>
	EPA 200.9	Graphite Furnace AA	0.003 mg/L (ppm)	<input type="checkbox"/>
	EPA 200.5	ICP-OES	0.003 mg/L (ppm)	<input type="checkbox"/>
TSP/SPM Filter	40 CFR Part 50	ICP-OES	12 µg/filter	<input type="checkbox"/>
	40 CFR Part 50	Graphite Furnace AA	3.6 µg/filter	<input type="checkbox"/>
Other: <input type="checkbox"/>				
Name of Sampler: <u>J. Sewell</u>		Signature of Sampler: <u>[Signature]</u>		
Sample #	Location	Volume/Area	Date/Time Sampled	
1 -01	Stocker - Boys AB Adj CR	144 in ²	8/30/19	
2 -02	Stocker - Boys AB Adj CR	144 in ²	↓	
Client Sample #s		Total # of Samples:		
Relinquished (Client): <u>J. Sewell</u>		Date: <u>8/30/19</u>	Time:	
Received (Lab): <u>[Signature]</u>		Date: <u>8/30/19</u>	Time:	<u>1250</u>
Comments:				

**EMSL Analytical, Inc.**

200 Route 130 North, Cinnaminson, NJ 08077

Phone/Fax: (856) 303-2500 / (856) 786-5974

<http://www.EMSL.com>cinnaminsonleadlab@emsl.com

EMSL Order: 201909158

CustomerID: VRTX78

CustomerPO:

ProjectID:

Attn: **BJ Brunner**
The Vertex Companies, Inc.
700 Turner Way, Suite 105
Aston, PA 19014

Phone: (610) 558-8902
Fax: (610) 558-8904
Received: 08/30/19 12:50 PM
Collected: 8/30/2019

Project: **54628 / Taggart****Test Report: Lead in Dust by Flame AAS (SW 846 3050B/7000B)***

<i>Client Sample Description</i>	<i>Lab ID</i>	<i>Collected</i>	<i>Analyzed</i>	<i>Area Sampled</i>	<i>Lead Concentration</i>
Taggart-01	201909158-0001	8/30/2019	8/30/2019	144 in ²	<10 µg/ft ²
Site: Floor - Boys RR Adj CR 400					
Taggart-02	201909158-0002	8/30/2019	8/30/2019	144 in ²	<10 µg/ft ²
Site: Floor - Boys RR Adj CR 400					

Phillip Worby, Lead Laboratory Manager
or other approved signatory


*Analysis following Lead in Dust by EMSL SOP/ Determination of Environmental Lead by FLAA. Reporting limit is 10 µg/wipe. ug/wipe = µg/ft² x area sampled in ft². Unless noted, results in this report are not blank corrected. This report relates only to the samples reported above and may not be reproduced, except in full, without written approval by EMSL. EMSL bears no responsibility for sample collection activities (such as volume sampled) or analytical method limitations. Samples received in good condition unless otherwise noted. The lab is not responsible for data reported in µg/ft² which is dependent on the area provided by non-lab personnel. The test results contained within this report meet the requirements of NELAP unless otherwise noted. "<" (less than) results signifies that the analyte was not detected at or above the reporting limit. Measurement of uncertainty is available upon request. The QC data associated with the sample results included in this report meet the recovery and precision requirements unless specifically indicated otherwise. Definitions of modifications are available upon request.

Samples analyzed by EMSL Analytical, Inc. Cinnaminson, NJ NELAP Certifications: NJ 03036, NY 10872, PA 68-00367, AIHA-LAP, LLC ELLAP 100194, A2LA 2845 01

Initial report from 08/30/2019 18:20:37

Appendix E. Photographs

11

Photographic Documentation**Paint and Plaster Stabilization Project
Taggart Elementary School
400 West Porter Street
VERTEX Project No. 54628****Photograph: 1****Description:****Girl's Restroom before
Stabilization 1****Photograph: 2****Description:****Girl's Restroom before
Stabilization 2**

Photographic Documentation**Paint and Plaster Stabilization Project
Taggart Elementary School
400 West Porter Street
VERTEX Project No. 54628****Photograph: 3****Description:****Girl's Restroom after
Stabilization 1****Photograph: 4****Description:****Girl's Restroom after
Stabilization 2**

Photographic Documentation**Paint and Plaster Stabilization Project
Taggart Elementary School
400 West Porter Street
VERTEX Project No. 54628****Photograph: 5****Description:****Boy's Restroom before
Stabilization 1****Photograph: 6****Description:****Boy's Restroom before
Stabilization 2**

Photographic Documentation


**Paint and Plaster Stabilization Project
Taggart Elementary School
400 West Porter Street
VERTEX Project No. 54628**


Photograph: 7**Description:**

**Boy's Restroom after
Stabilization 1**

**Photograph: 8****Description:**

**Boy's Restroom after
Stabilization 2**



Photographic Documentation**Paint and Plaster Stabilization Project
Taggart Elementary School
400 West Porter Street
VERTEX Project No. 54628****Photograph: 9****Description:****Main Office before
Stabilization****Photograph: 10****Description:****Main Office after
Stabilization**

Appendix F. Environmental Firm Certifications

10

11

12

United States Environmental Protection Agency

This is to certify that



The Vertex Companies, Inc.

has fulfilled the requirements of the Toxic Substances Control Act (TSCA) Section 402, and has received certification to conduct lead-based paint renovation, repair, and painting activities pursuant to 40 CFR Part 745.89

In the Jurisdiction of:

All EPA Administered States, Tribes, and Territories

This certification is valid from the date of issuance and expires March 20, 2024

NAT-F199670-1

Certification #

March 06, 2019

Issued On



Michelle Price

Michelle Price, Chief

Lead, Heavy Metals, and Inorganics Branch



UNITED STATES ENVIRONMENTAL PROTECTION AGENCY
WASHINGTON, D.C. 20460

March 07, 2019

Marc Fiore
The Vertex Companies, Inc.
400 Libbey Parkway
Weymouth, MA 02384

OFFICE OF CHEMICAL SAFETY
AND POLLUTION PREVENTION

Dear Marc Fiore:

Thank you for applying to the U.S. Environmental Protection Agency (EPA) for certification to conduct Renovation, Repair and Painting Activities in target housing and child-occupied facilities. I am pleased to inform you that, pursuant to 40 CFR Part 745, Subpart E, your renovation, repair and painting firm is certified. Your certificate is enclosed.

This certification expires on March 20, 2024 and is valid in All EPA Administered States, Tribes, and Territories. However, if a State in which you are certified obtains program authorization during the term of this certification, the scope of your certification will be diminished to exclude the affected area.

Your EPA firm certification is subject to the following restrictions:

- 1) Individual states and Indian tribes, whether authorized or not, are not required to accept EPA certification and may accept or reject it under its own authority. Please be aware that your EPA certification does not relieve you of any obligations you may have to any State or Indian tribe regarding renovation, repair and painting activities.
- 2) EPA certification is specific and limited as described above. If you wish to obtain certification in other lead-based paint disciplines, you must apply separately.
- 3) In advertising the EPA certification, firms must indicate clearly that the firm is certified only for purposes of Section 402 of TSCA. Failure to accurately state EPA certification conditions could result in EPA suspending or withdrawing certification.
- 4) EPA may conduct audits and/or inspections to ensure continued compliance with regulatory standards, and may revoke or suspend its certification if subsequent alterations or deviations result with the firm no longer meeting the standards found at 40 CFR Part 745, Subpart E.

If you have questions about the renovation, repair and painting rule or need assistance, please contact the Regional Lead Coordinator, Amanda R. Brylski, of the EPA Region 1 staff at 617-918-1758. If you have any questions about your firm certification, please contact the National Lead Information Center at 1-800-424-LEAD and refer to Application ID number R620658. Congratulations, and thank you for your interest in being a certified renovation, repair and painting firm.

Sincerely,

Michelle Price, Chief
Lead, Heavy Metals, and Inorganics Branch

Enclosures



EPA Lead-Safe Certified Firm Logo Use Guidelines

What is the Lead-Safe Certified Firm Logo?

The Lead-Safe Certified Firm Logo identifies a firm as certified under the Renovation, Repair, and Painting (RRP) Rule. The colors used to make the 2-color logo are Pantone 362C (green) and Pantone 660C (blue). The font is Helvetica.

What are the guidelines for using the Logo?

The Logo must be reproduced so that all of its components are legible. The Logo must not be altered or distorted in any way.

You MAY –

- Use the Logo to identify your firm as an RRP-certified firm. Firms that are not RRP-certified may not use the Logo.
- Use the Logo in brochures, advertisements, Web sites, proposals, bills, signs, uniforms, vehicles and other materials promoting or identifying your firm.
- Use the Logo on documents or other materials in black and white or color (2-color or 4-color versions are available).

You MAY NOT –

- Use the Logo in any manner that would imply EPA endorsement of a company, its products or services.
- Reduce the Logo to a size smaller than one inch wide by 0.687 inches in height.
- Allow a firm that is not RRP-certified (including your subcontractors) to use the Logo.

EPA will monitor the use of all Logos. If necessary, EPA will address failure to comply with these Logo Guidelines. To report a non-compliant use of the Logo, please contact EPA at 1-800-424-LEAD.

Your customized EPA logo .jpg file is attached in your firm's approval email. For further questions regarding your logo, please contact the National Lead Information Center (NLIC) at 1-800-424-LEAD.

School District of Philadelphia
Paint and Plaster Stabilization Project
Name of School

	A	B	C	D	E	F	G	H
	Name of Certified Contractor	Worker Name	US EPA RRP Training Provider (Firm/Individual)	US EPA RRP Certification Number	US EPA RRP Certification Expiration Date	Worker Trained on site (Yes/No)	Training Date	Comments
1	The Vertex Companies, Inc.	Dean Lawthers	Access Training Services/Mark Schlager	R-I-18846-18-00077	10/12/2023	No	10/12/2018	
2	The Vertex Companies, Inc.	William Klinger	Access Training Services/Mark Schlager	R-I-18846-18-000333	4/20/2023	No	4/20/2018	
3	The Vertex Companies, Inc.	Bernard J. Brunner Jr.	Access Training Services/Mark Schlager	R-I-18846-18-00015	3/16/2023	No	3/16/2018	
4	The Vertex Companies, Inc.	Jessica Sewell	Criterion Laboratories, Inc./James A. Weltz	R-I-19014-19-748646	4/5/2024	No	4/5/2019	
5	The Vertex Companies, Inc.	Paul Davis	Access Training Services/Mark Schlager	R-I-18846-18-00014	3/16/2023	No	3/16/2018	
6	The Vertex Companies, Inc.	Jessica Sewell	Aerosol Monitoring & Analysis, Inc./David Truman	64010	6/15/2019	No	6/15/2017	Lead Risk Assessor

Appendix G. Paint Contractor Certifications

United States Environmental Protection Agency

This is to certify that



Hispanic Ventures Inc

has fulfilled the requirements of the Toxic Substances Control Act (TSCA) Section 402, and has received certification to conduct lead-based paint renovation, repair, and painting activities pursuant to 40 CFR Part 745.89

In the Jurisdiction of:

All EPA Administered States, Tribes, and Territories

This certification is valid from the date of issuance and expires May 01, 2020

NAT-31364-2

Certification #

March 24, 2015

Issued On



Michelle Price

Michelle Price, Chief

Lead, Heavy Metals, and Inorganics Branch

School District of Philadelphia
Paint and Plaster Stabilization Project
Name of School

	A	B	C	D	E	F	G	H
1	Name of Certified Contractor	Worker Name	US EPA RRP Training Provider (Firm/Individual)	US EPA RRP Certification Number	US EPA RRP Certification Expiration Date	Worker Trained on site (Yes/No)	Training Date	Comments
2	Hispanic Ventures, Inc.	Robert Kelly	Finishing Trades Institute of the Mid-Atlantic Region/Martin McNulty	R-I-21936-12-00315	1/23/2024	No	1/23/2019	
3	Hispanic Ventures, Inc.	Brian Felix	Finishing Trades Institute of the Mid-Atlantic Region/Martin McNulty	R-I-21936-12-00304	1/22/2024	No	1/22/2019	

Appendix H. Documentation of Parent and Staff Notifications



**John H. Taggart School
400 W Porter St.
Philadelphia, PA 19148**

**Nelson Reyes
Principal**

Telephone: 215-400-8290

Paint and Plaster Stabilization: Project Start

Dear School Families,

The School District of Philadelphia works daily to ensure that our students and staff have a safe, healthy environment in which to learn and work. On behalf of the School District, I am writing to share information with you about plans for renovation to remove loose and peeling paint in our school building. The goal of the work is to enhance classroom environments and remove the risk of lead exposure to children in our school community.

The School District has begun paint and plaster stabilization work in school buildings constructed prior to 1978 that are likely to contain lead-based paint. Paint stabilization involves removing loose, peeling, flaking and crumbling paint and plaster under controlled conditions. Our school has been selected for this work because paint damage was documented in occupied spaces such as classrooms and classroom closets, administrative offices, cafeteria, auditorium, bathrooms, kitchen, hallways, and emergency exit stairways.

The work is being completed by individuals who are trained and certified in United States Environmental Protection Agency (EPA) lead-based paint renovation, repair and painting work practices. These work practices ensure that classrooms and other areas are free of paint chips, dust and debris. Each space will be assessed after the work is completed in each area to ensure that the spaces are ready for students and staff to safely occupy. Building staff will also look for signs of paint and plaster damage and clean paint and plaster dust and debris using a HEPA vacuum before, during, and after the project.

Details about the project including the environmental consultant's assessment report, project schedule and frequently asked questions are available in the school's main office or by visiting www.philasd.org/facilities. Copies will also be provided to the School Advisory Council and Home and School Association in the near future.

We understand that you likely will have additional questions, and we will work to address those promptly. The School District will host a meeting for families to share an overview of the repairs and to answer questions on **Thursday, November 29, 2018 at 5:00 PM** in our school.

Sincerely,
Nelson Reyes
Principal