






August 2022



“Almost all creativity involves purposeful play.” ~ Abraham Maslow

School District of Philadelphia Office of Early Childhood

Pre-K Summer Activities Calendar

Sunday	Monday	Tuesday	Wednesday	Thursday	Friday	Saturday
	1 Make a living room obstacle course. Give simple over, under, around directions.	2 Make paper bag puppets with brown paper bags and magic markers.	3 Take a walk to your nearby park. Pack a picnic lunch. Introduce your child to your favorite song. Dance together!	4 Make chocolate milk by measuring, pouring, and mixing together. Talk about where milk comes from.	5 Read a Book Day!  We're Going on a Bear Hunt https://www.youtube.com/watch?v=riHxoHgphhU	6 Do you have someone you miss right now? Make a card and send him/her a picture of it.
7  Read a Book Day! I Like Myself https://tinyurl.com/wexbpapk	8 Interview a grandparent or an older relative about what life was like when they were young.	9 Enjoy a picnic outside or on your living room floor! Invite your child to imagine what your picnic could be like. Help your child draw or write a list of things you'll need.	01 Look at baby pictures. Describe the changes we go through as we get older and grow.	11 Look for shapes in the clouds. Put a blanket in the grass and stare up at the sky. Take turns talking about what you see in the clouds.	23 Make a book with 2-4 pieces of paper about a topic that interests your child. Use pictures or suggest that your child adds his/her own illustrations to the book. Write down on each page your child's responses. Read the book together.	13 Backyard Scavenger Hunt : Find 3 kinds of leaves; Find something yellow; Name a bug that is red; Find two sticks; Find something that smells good; Find a round object; Find a bird; Name something you see in the sky; Find 3 different colored rocks.
14 Encourage your child to open up a "Shoe Store" and their job is to arrange the shoes from the smallest to the largest so people will be able to find the size they need.	15 Work on a puzzle with the family. 	16 Share an orange with a friend or a relative. Count the seeds. Who has more/less?	17 Teach your child hello in another language (bonjour-French, hola-Spanish, jambo-Swahilli)	18 Walk outside with your child to explore and investigate. Talk about what she/he sees and carefully touches like familiar flowers, leaves, rocks, etc...	19 Have a Tea Party. Take turns pouring the tea and share the cookies with your friends/family.	01 Cut out shapes of paper and put them together to create new shapes. Take it to the next level to see which of these shapes can be placed together to make a trapezoid.
21  Grab a flashlight and find a dark place to read for 15 minutes. Where The Wild Things Are https://tinyurl.com/sp62i3dv	22 Let's Go Fishing: Use a pretzel rod for a fishing rod. Place peanut butter on the end for bait and dip your fishing rod in a pond of fish.(fish crackers in a bowl.) https://tinyurl.com/wfx2dxtx	23 Write numerals on cards with corresponding dots. Have your child place chocolate chips on the card. When finished...eat up!	24 Make paper airplanes in various sizes and race them. Which one goes farther? 	25 Make an English muffin pizza together. Talk about the shapes and size of the toppings you choose.	26 It's Yoga Time! Cosmic Kids Yoga https://tinyurl.com/j2584yex	27 Use sidewalk chalk to make a giant self-portrait.
28 Use tweezers and cotton balls to fill up different sized cups. Count the balls in each.	29 Make a list of all the things your child wants to learn this year.	30 Make a simple rhyming poem using your child's name. Say it together.	31 Make a simple rhyming poem using your child's name. Say it together.			

