



THE SCHOOL DISTRICT OF PHILADELPHIA

CHROMEBOOK SIGN-IN AND INFINITE CAMPUS

This guide will provide the steps involved in signing in to your Chromebook and getting to Infinite Campus. Infinite Campus is the student information system that is used by the School District of Philadelphia. This tool is where the students will go to find all of the digital learning resources that are available to them.


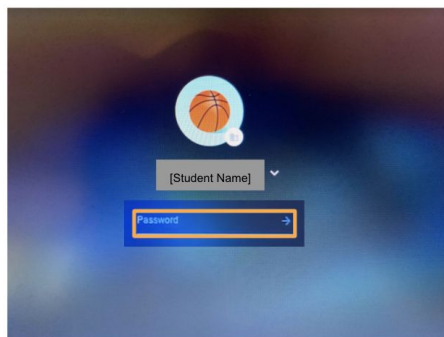
STEP 1:

Press and hold the power button  down to turn on the Chromebook.



STEP 2:

When the screen turns on, sign into the Chromebook using the password provided for the student by the School District of Philadelphia. **Press** the enter key on the keyboard.



STEP 3:

You will be directed to a screen to put in your username and password. Remember, this is the student’s username and password for the School District of Philadelphia. The password will be the same as the one you put in on the previous screen. **Click** “LOGIN.”

Enter your Username and Password

Username:

Password:

[Forgot your password?](#)

LOGIN

For security reasons, please log out and exit your web browser when you are done accessing services that require authentication!

Apps Service
Apps Service Prod

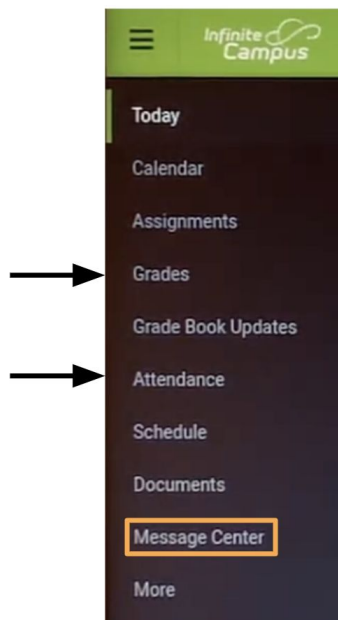
Access to the PhilaSD Portal is governed by the School District of Philadelphia's Acceptable Use Policy (<https://www.philasd.org/schoolboard/policies/>). Unauthorized use of this system is strictly prohibited.

For security reasons, please quit your web browser when you are finished.
To find login help, [click here](#).
To register for a Parent & Family Portal account, [click here](#).
To register for an Employee Portal and Email Account, [click here](#).
To access Zimbra Email, [click here](#).

PLEASE NOTE: The PhilaSD Portal may be unavailable due to maintenance on Sunday mornings from 6:00 am until 12:00 pm, until further notice. Users may not be able to login during this time.

STEP 4:

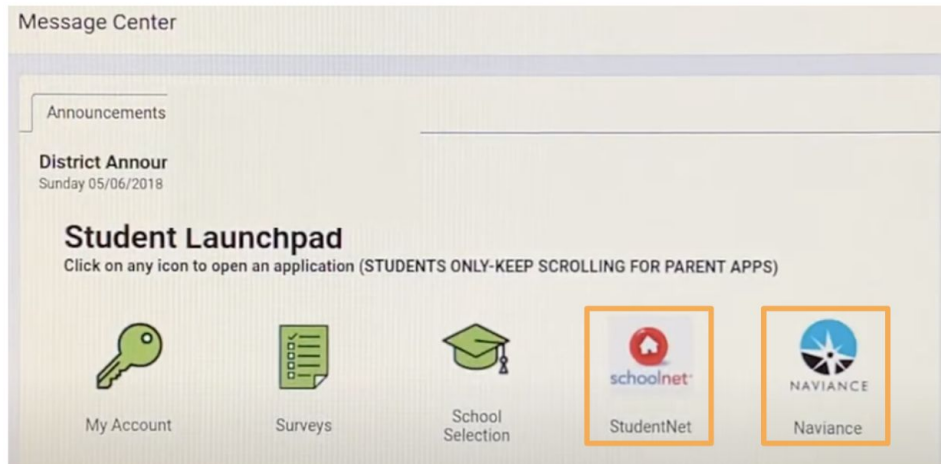
This will bring you to Infinite Campus. Here you can view grades and attendance. We will focus in this guide on the “Message Center.” **Click** “Message Center.”




STEP 5:

The Student Launchpad in the Message Center has the links you may **click** on to get to all of the tools and resources. Here is a summary of the resources:

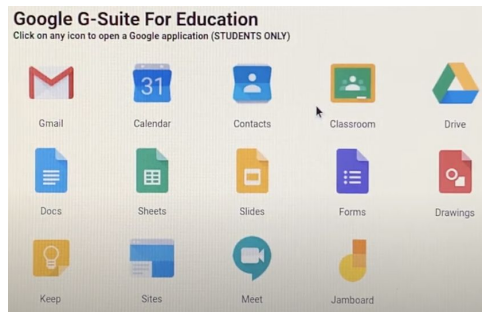
- **SCHOOLNET** Some student textbooks are accessible through this link.
- **NAVIANCE** Students may be asked to do some work in this program.




- **LEARNING TOOLS** These are the various learning tools available to students through the School District. These tools vary by school.




- **GOOGLE G-SUITE FOR EDUCATION**



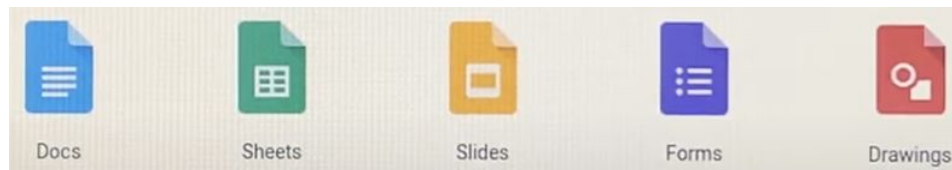
- Google Classroom: This is where students will go to get to their assignments.




- Gmail: Although student emails end with @philasd.org, they are connected with Gmail. Students can access their email by clicking on this icon.




- Additional Tools for Learning: Students may do work in one or more of these tools.



- Jamboard: This is an interactive whiteboard teachers might use.

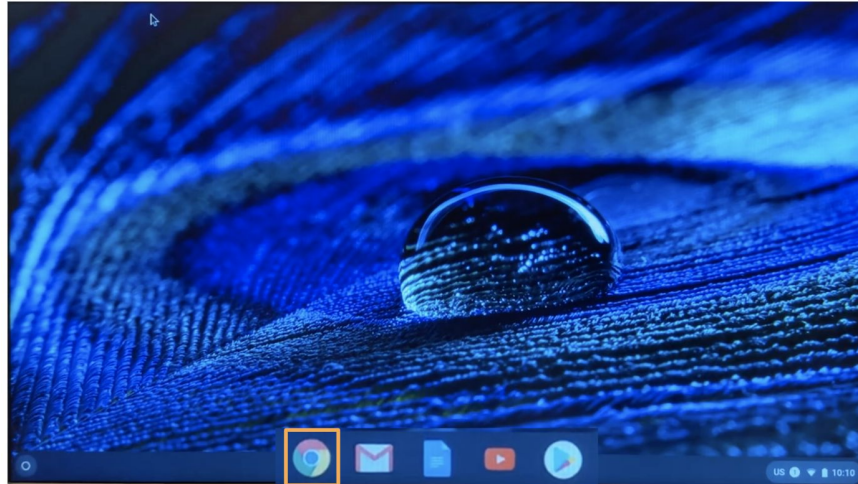


- Meet: Meet is where students will have face-to-face time with their teachers and classes. Students will typically click on a link in Google Classroom to go to Google Meet. If additional teachers want to meet with students outside of regular class time, they may provide Meet information that can be entered here.





STEP 6:

If you open your Chromebook and only see the home screen, you will need to go to the internet to get to Infinite Campus. **Click** on the Chrome browser icon on the bottom of the screen.



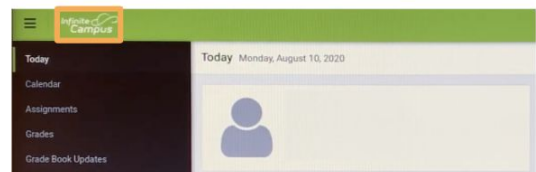
STEP 7:

On the browser page that appears, type **philasd.org** in the address bar at the top of the screen to access the School District of Philadelphia’s website. **Press** the enter key.



STEP 8:

Click “Login” to go to Infinite Campus.



Congratulations! You have accessed the School District of Philadelphia's Digital Tools for Learning.

A video that shows the steps in this process can be found by **clicking** the following link:
<https://youtu.be/2UveBDbdPMU>

Questions? *Answers can be found at the following:*

**School District of Philadelphia
Office of Family and Community
Engagement:**
<https://www.philasd.org/face/>
(215) 400-4180

Chromebook Help Line:
FamilyTechSupport@philasd.org
(215) 400-4444

**Chromebook Repair and Distribution
Sites:**
**Education Center, School District of
Philadelphia**
440 N. Broad Street, 1st Floor Lobby

Fitzpatrick Annex Building
4101 Chalfont Drive

**Martin Luther King High School
(Distribution Only)**
6100 Stenton Avenue