

Summary of Paint & Plaster Stabilization Activities

AT:

**#2510– Jackson Elementary School
1213 S 12th Street
Philadelphia, PA 19147**

PREPARED FOR:

**Ms. Francine Locke, M.S.
Environmental Services Director**

**Mr. Jerry Junod
Environmental Services Manager**

**School District of Philadelphia
Office of Environmental Management & Services
440 North Broad Street
3rd Floor – Portal C
Philadelphia, PA 19130**

PREPARED BY:

**Mr. Steven A. Vena, CIH
Project Manager**

**Criterion Laboratories, Inc.
December 6, 2018**

**Project Number: 180847
Project Dates: April 9, 2018 – July 6, 2018**

Summary of Paint and Plaster Stabilization Activities
School Name: Jackson Elementary School
Address: 1213 S. 12th Street
Philadelphia, PA 19147
UCLS #: 2510

TABLE OF CONTENTS

- I. Introduction**
- II. Methods Executive Summary**
 - A. Preliminary Steps**
 - i. Parent and Staff Notifications**
 - ii. Decluttering**
 - iii. Wall Hangings**
 - iv. Swing Space**
 - v. Facilities Building Cleaning Staff Training**
 - B. Pre-Cleaning**
 - C. Paint & Plaster Stabilization Procedures**
 - i. Work Practices**
 - ii. Oversight**
 - D. Cleanup & Completion**
 - i. Cleanup**
 - ii. Testing**
- III. Oversight**
 - A. Scope of Work**
 - B. EPA Checklist**
 - C. Oversight**
 - D. Sample Results**

Appendix A. Scope of Work Table

Appendix B. EPA Checklist Table

Appendix C. Oversight Table

Appendix D. Sample Results Table

Appendix E. Photographs

Appendix F. Environmental Firm Certification Documentation of Training

Appendix G. Paint Contractor Certifications or Documentation of Training

Appendix H. Documentation of Parent and Staff Notifications

I. INTRODUCTION

Criterion Laboratories, Inc. (Criterion), was requested by the School District of Philadelphia's Office of Environmental Management Services (OEMS) to perform oversight and clearance testing during a paint and plaster stabilization project being performed by the School District Painters at Jackson Elementary School located at 1213 S. 12th Street in Philadelphia, PA (the "School"). The purpose of the oversight was to document that all parts of the US Environmental Protection Agency (EPA) Lead Renovation, Repair and Painting rules were being followed and documented.

II. METHODS EXECUTIVE SUMMARY

A. Preliminary Steps

i. Parent and Staff Notifications

Parents and staff were notified of the paint and plaster project by mail several weeks prior to the commencement of the project. Additionally, prior to the start of the project, parent and staff meetings with were held by OEMS, Maintenance, and Operations to explain the process of the paint and plaster projects and to field any questions or concerns.

ii. Decluttering

Classrooms, closets and other storage areas were decluttered prior to the commencement of stabilization work. Coordination of the decluttering activities was made between teachers and facilities staff to ensure that outdated and unneeded academic materials were discarded, and that resources were provided to assist in the decluttering tasks such as support staff for heavy lifting and/or moving large furniture and additional recycling dumpsters.

iii. Wall Hangings

Posters, bulletin boards, framed art and other wall hangings were removed prior to the commencement of the paint stabilization project. This was coordinated with teachers by the Operations Division at the kick-off meeting, and during the phasing of the project, with the help of the Principal.

iv. Swing Space

Swing space was identified prior to the commencement of stabilization work to ensure that classrooms were available during the school year. A plan was created on a school-by-school basis to relocate students and teachers from classrooms during the course of this work. All work areas were scheduled for cleaning by facilities staff after the paint stabilization work was completed by Maintenance Painting Staff.

v. Facilities Building Cleaning Staff Training

Facilities Building Cleaning Staff were provided with information about this project and expectations for post-cleaning, including use of wet-wipes and HEPA vacuums.

B. Pre-Cleaning

On an as-needed basis, for areas such as cluttered storage closets, that required extensive movement of materials, HEPA vacuuming, and wet-wiping prior to paint and plaster stabilization, the Maintenance Environmental staff performed a pre-

cleaning in advance of stabilization work. The intent of this task was to provide a clean work area prior to decluttering and stabilization.

Additionally, post-cleaning was conducted by facilities staff after paint and plaster stabilization was completed. This included the HEPA vacuuming and wet-wiping of all horizontal surfaces and polishing floors.

C. Paint & Plaster Stabilization Procedures

Paint and plaster stabilization work complied with the EPA's Lead RRP rule. All staff conducting this work were trained and/or certified as Lead RRP workers.

The following procedures were followed:

i. Work Practices

- Isolate work areas to restrict dust from impacting adjacent areas.
- Post signs/notifications as per EPA Lead RRP.
- Place "walk-off" pads at all access points into/out of work area.
- Seal all openings [windows, doors, and HVAC system registers/grilles] inside work areas as per direction from on-site environmental monitors and consistent with the EPA Lead RRP rules & guidelines.
- Workers are to wear disposable clothing and foot coverings while inside work areas and will not leave work areas wearing disposable clothing.
- Move/cover all remaining objects in work area to protect them. Including all open bins, shelves and boxes in the classroom.
- Employ/Erect "portable" dust containment barrier systems to limit the size of work areas requiring post-cleaning and limit testing and exposure.
- Place plastic floor coverings to extend at least 6 feet out from vertical surfaces being stabilized unless utilizing vertical barriers/containment systems.
- Perform all paint stabilization work in compliance with the EPA Lead RRP rules & guidelines and as per the directions of on-site environmental monitors to minimize dust contamination.
- Take all steps necessary to ensure that no dust or debris leaves the work area while the work is being performed.
- Use precautions to ensure that all employees, tools, and other items, including the exteriors of waste containers, are free of dust and debris before leaving the work area.

- Collect all paint chips & debris, fold up plastic floor coverings and any other plastic sheeting used on horizontal surfaces, without dispersing dust or debris and dispose of the material in heavy duty plastic waste bags.
- Do not use power tools.
- Do not use dry sweeping with brooms.
- Do use water/misting during stabilization to minimize dust.
- Do use HEPA vacuums and wet wiping/cleaning techniques.

ii. Oversight

The environmental technician will oversee paint and plaster stabilization work to ensure compliance with lead safe work practices. An oversight report will be

completed at the end of every shift to record the work areas that were stabilized. The following tasks will be verified and recorded:

- Pre-cleaning
- Contents moved
- Work area prepped
- Surfaces stabilized
- Contents back in place
- Final inspection approval and photos

D. Cleanup & Completion

The following clean-up and completion procedures were performed for each work area following the completion of stabilization work:

i. Cleanup

- There should be no signs of loose, peeling, flaking, bubbling or crumbling paint or plaster visible on walls or ceilings or on any other painted surfaces.
- There should be no visible signs of paint chips, debris or dust of any kind on surfaces within “contained” and isolated work areas NOR outside of the contained and isolated work areas.
- Window sills, floors, baseboards, shelving units, tops of cabinets, desks, chairs, tables and all other horizontal surfaces must be free of any visible signs of paint and plaster dust and/or debris.
- There must be absolutely no visible signs of paint chips, and/or paint/plaster dust or debris on academic/educational materials, including books, bins, toys, desks, chairs, carpets, papers, etc., after each work shift and to allow for re-occupancy the next day,
- Any remaining paint and plaster must be tightly adhered to wall and ceiling surfaces such that it cannot be further damaged, pried off or disturbed by “simple fingernail pressure” otherwise work will not be considered to be successfully completed.
- Newly painted surfaces should match the aesthetics of the area in total and should cover the entirety of the wall or ceiling area that was addressed through this work. No visible “patches” of paint should be observed.

ii. Testing

The District and the PFT's Environmental Consultant worked closely to develop an agreed upon approach to verify that stabilization work was performed in accordance with lead safe work practices, and that classrooms would be safe for re-occupancy by children and staff. This approach exceeds the EPA Lead RRP rule requirements in terms of the types of, and amounts of, testing performed. Testing will take place in work areas. The areas will be cleaned by general cleaners after the stabilization work is completed and the clearance testing is performed.

Qualitative testing methods, i.e., EPA RRP verification wipe testing and colorimetric wipe testing, will be compared with the quantitative testing method of Atomic Absorption Spectrophotometry (AAS) as indicated in the testing protocol below. If

the comparison testing is consistently correlated, only qualitative testing will continue for the duration of the project.

a. Testing Protocol

Step 1 -- EPA RRP Verification Wipes and Colorimetric Wipes

The environmental consultant and painter foreman will coordinate the EPA RRP Verification Test Wipe in rooms/areas that have been stabilized and cleaned, and where plastic work area coverings have been removed and visual inspection conducted. After EPA RRP verification wipes pass the cleanliness standard for any surface and/or a 40 square feet (SF) section, the colorimetric testing will be conducted by the environmental consultant.

The colorimetric wipe tests will occur in "child-occupied areas" on approximately 10% of surfaces considered "clean" following the use of the verification wipes. These surfaces may include floors, window sills, or the tops of any other immovable objects that were covered and cleaned in each work area (e.g. CUVs, immovable bookshelves). Additional colorimetric wipes may be collected on surfaces that had been moved and covered and placed outside of the work area. These surfaces may include desks, chairs, bookshelves, etc.

"Child-occupied areas" will include: classrooms, restrooms, cafeterias, gymnasiums, and auditoriums that are routinely used by children in PK-1st grade classrooms. Common areas that children in PK-1st grade classrooms only pass through, such as hallways, stairways, and garages are not included. "Child-occupied areas" will be identified by the Principal of the each school.

Step 2 -- Response to Failed Tests

If colorimetric testing "fails," then the 40 SF area will be re-wiped by EPA RRP Wipes. The process will continue until both testing methods confirm a "pass."

Step 3 -- Flame Atomic Absorption Spectrophotometry (FAAS)

Flame Atomic Absorption Spectrophotometry (FAAS) will be used to verify and confirm the results of the colorimetric testing. FAAS will be used as a quality assurance/quality control for the colorimetric samples. Approximately 10% of the colorimetric samples should be submitted for FAAS analysis.

Step 4 -- Release Spaces Back to School/Operations

If EPA RRP wipes and colorimetric wipes are both acceptable, as determined on site, and if work was completed in accordance with this procedure, the room will be turned over to the District's Operations team for "deep cleaning" and for re-occupancy.

Step 5 — Ongoing Review

All sampling and testing data, information and results will be readily available and accessible for review by school staff, parents and members of the Oversight Advisory Committee and will be reviewed on a regular basis. Any suggested modifications, changes or other revisions will be considered by the School District of Philadelphia.

The three testing methods were conducted as follows:

Type of Clearance Tests	Building Component	Number of Sample Locations within Work Area	Type of Testing	Testing Specifications/Limitations
EPA RRP Cleaning Verification Wipe	Floors, Countertops, Desks, Tables, Window Sills	One (1) wipe every 40 square feet (ft ²) or entire surface of component if surface area is less than 40ft ² One (1) wipe for every window sill	Qualitative	<ul style="list-style-type: none"> ● Qualitative testing based on cleanliness (white glove test) ● According to RRP, the areas pass after the 3rd cleaning, regardless of verification
Colorimetric Wipe SKC, Inc. Full Disclosure® Instant Wipes	Floors, Countertops, Desks, Tables, Window Sills, Etc.	10% of surfaces considered "clean" following the use of EPA RRP Cleaning Verification Wipes	Qualitative	<ul style="list-style-type: none"> ● Qualitative testing based on colorimetric visual comparison ● Lower Limit of Visual Detection is 18µg of lead ● False positive and false negative interferences from silver, cadmium, barium, mercury, and titanium (percentages unknown) ● Involves field preparation of sampling media using reagents

Flame Atomic Absorption Spectrophotometry (AAS)	Analyze Colorimetric Wipes from locations listed above	A minimum of one and a maximum of 10% of colorimetric wipes will also be subjected to laboratory analysis by FAAS for verification. This testing method will be used on a periodic basis to validate the the accuracy of qualitative methods above.	Quantitative	<ul style="list-style-type: none">● Interior Floors and Desks: < 20 µg/ft² This is based upon a District and PFT agreement. This is half the current HUD and EPA standard. This is tied to the detection level for the colorimetric wipe which is 18µg per wipe.● Window Sills: < 100 µg/ft² per HUD
---	--	---	--------------	---

III. OVERSIGHT

A. Scope of Work

A scope of work was developed for Jackson Elementary School following a room-by-room inspection of the school. During the inspection, the location and quantity of damaged paint and plaster, along with any associated debris and whether the damage was the result of an on-going moisture intrusion, were noted. This information was entered into a scope of work spreadsheet, which was provided to the School District Painting Department in order to create a schedule for the work to be completed.

During the paint and plaster stabilization project, additional areas of damage were found behind wall hangings, inside of closets that had now been decluttered, and behind furniture once it had been moved. These additional areas of work were added to the scope of work as they were observed.

The scope of work for Jackson Elementary School is included in the Appendix A of this report.

B. EPA Checklist

Throughout the paint and plaster stabilization project, Criterion's on-site inspector observed, documented, and signed-off on tasks required by the EPA RRP. Additional notes were added to the EPA Checklist to document different oversight tasks that took place. These included documenting that warning signs were posted at the entrance to the work area, that the work area had been contained to prevent the spread of dust and debris, that all objects in the work area had been removed or covered, that all HVAC ducts in the work area were closed and covered, that windows in the work area were closed, that doors in the work area were closed and sealed, that doors that must be used in the work area were covered to allow passage but prevent the spread of dust, that floors in the work area were covered with taped-down plastic, that waste was being contained while on-site and while being transported, that the work site was properly cleaned after the renovations, that all paint chips and debris were picked up and that the protective sheeting was misted, folded dirty-side inward, and taped for removal, that the work area surfaces and objects were cleaned using HEPA vacuums and/or wet-wiping or mopping, that a certified renovator performed the post-renovation cleaning verification, a description of the post-renovation cleaning verification, including the number of wet and dry cloths used, and if the dust clearance testing was performed.

The EPA Checklist for Jackson Elementary School is included in the Appendix B of this report.

C. Oversight

Throughout the paint and plaster stabilization project, Criterion's on-site inspector documented the day-to-day tasks performed for each work area. These tasks included the dates of pre-cleaning, the moving of the contents of the room, the prepping of the work area, the stabilization of the painted surfaces, and the final inspection.

The Oversight Table for Jackson Elementary School is included in the Appendix C of this report.

D. Sample Results

Throughout the paint and plaster stabilization project, Criterion's on-site inspector documented all sampling results for each work area location. This included all RRP verification wipes, colorimetric wipes, and wipes to be submitted for Flame AAS analysis.

The Sample Results Table for Jackson Elementary School is included in the Appendix D of this report.

Appendix A. Scope of Work Table

Task ID	ULCS#	Element	Floor	Space # (on Floor Plan)	Space Type	On Site Room Name	Component	Description of Paint and Plaster Damage (i.e. cracking, chipping, gouges, holes, flaking, spalling, efflorescence, significant moisture damage)	Quantity (sf)	On-going Moisture Intrusion (yes or no)	Paint and Plaster Debris on Surfaces and/or Educational Materials (describe location)	Quantity (sf)	Contents Need to be Moved (i.e. posters, contents, furniture)	Plastering Needed (yes or no)	Other Notes or Comments
1	2510	1	3	301	Primary	Classroom 301	W3	Cracked paint at wall.	2	No			Poster	No	
2	2510	1	3	302	Primary	Classroom 302	W2	Flaking paint below bulletin board.	2	No				No	
3	2510	1	3	302	Primary	Classroom 302	W4	Flaking paint on window sills, on window aprons, and behind radiators	8	Yes				No	W3 needs work also
4	2510	1	3	303	Primary	Classroom 303	W1	Flaking paint at wall by entrance and below bulletin board.	2	No			Posters	No	
5	2510	1	3	303	Primary	Classroom 303	W3	Flaking paint and damaged plaster at Window 1	2	No				Yes	
6	2510	1	3	304	Primary	Classroom 304	W1	Flaking paint at wall by entrance	1	No				No	
7	2510	1	3	306	Primary	Classroom 306	W1	Flaking paint at wall by entrance.	1	No				No	
8	2510	1	3	307	Primary	Classroom 307	Ceiling	Flaking paint at ceiling above window 3	5	Yes	Window sill	2		Yes	
9	2510	1	3	307	Primary	Classroom 307	W3	Flaking paint at column by window 5	1	No				No	
10	2510	1	3	308	Primary	Classroom 308	W2	Flaking paint at wall by teachers desk	1	No				No	
11	2510	1	3	308	Primary	Classroom 308	W3	Flaking paint at window 3 window sill and below window	2	Yes				No	W1 and W4 needs work also
12	2510	1	3	309	Administrative Office	IMC Office	W1	Damaged plaster by entrance door	1	No				Yes	
13	2510	1	3	309	Administrative Office	IMC Office	W3	Paint/Plaster debris on window sill.	1	No	Window sill.	1		No	
14	2510	1	3	310	IMC (Library)	IMC/Library	W3	Paint/Plaster debris on window sills. Flaking paint behind radiators.	30	Yes				No	
15	2510	1	3	301A	Storage	Storage Closet next to Classroom 301	Ceiling	Flaking paint at ceiling	1	No				No	W1, W2, W3 and W4 needs work also
16	2510	1	3	302B	Student Restrooms - Female (4-12)	Girl's Restroom next to Classroom 302	Ceiling	Flaking paint at ceiling/wall above window.	3	Yes				No	
17	2510	1	3	304B	Administrative Office	Room 304-A Counselor's Office	Ceiling	Flaking paint above windows.	5	Yes	Window sill	1		No	
18	2510	1	3	304B	Administrative Office	Room 304-A Counselor's Office	W3	Flaking paint to left and right of windows	1	No				No	
19	2510	1	3	304C	Storage	Room 304-A Storage Closet	W4	Paint debris on floor below shelf.	1	No	Floor below shelf	1		No	
20	2510	1	3	305A	Storage	Classroom 305 Coat Closet Area	W3	Flaking paint behind radiator below window.	4	No				No	
21	2510	1	3	306A	Storage	Classroom 306 Coat Closet Area	W2	Cracked paint at wall.	1	No				No	
22	2510	1	3	306A	Storage	Classroom 306 Coat Closet Area	W3	Cracked paint at wall.	1	No				No	
23	2510	1	3	308A	Storage	Classroom 308 Coat Closet Area	W2	Flaking paint at pipe and wall.	3	No				Yes	
24	2510	1	3	308A	Storage	Classroom 308 Coat Closet Area	W3	Flaking paint below window	3	Yes				No	
25	2510	1	3	309A	Storage	Storage between IMC/Library and IMC Office	Ceiling	No Access							
26	2510	1	3	309A	Storage	Storage between IMC/Library and IMC Office	Floor	No Access							
27	2510	1	3	309A	Storage	Storage between IMC/Library and IMC Office	W1	No Access							
28	2510	1	3	309A	Storage	Storage between IMC/Library and IMC Office	W2	No Access							

Task ID	ULCS#	Element	Floor	Space # (on Floor Plan)	Space Type	On Site Room Name	Component	Description of Paint and Plaster Damage (i.e. cracking, chipping, gouges, holes, flaking, spalling, efflorescence, significant moisture damage)	Quantity (sf)	On-going Moisture Intrusion (yes or no)	Paint and Plaster Debris on Surfaces and/or Educational Materials (describe location)	Quantity (sf)	Contents Need to be Moved (i.e. posters, contents, furniture)	Plastering Needed (yes or no)	Other Notes or Comments
29	2510	1	3	309A	Storage	Storage between IMC/Library and IMC Office	W3	No Access							
30	2510	1	3	309A	Storage	Storage between IMC/Library and IMC Office	W4	No Access							
31	2510	1	3	310A	Storage	IMC/Library Middle Storage Closet	W1	Flaking paint at wall.	10	No				No	
32	2510	1	3	310A	Storage	IMC/Library Middle Storage Closet	W2	Flaking paint at wall.	10	No				No	
33	2510	1	3	310A	Storage	IMC/Library Middle Storage Closet	W3	Flaking paint at wall.	10	No				No	
34	2510	1	3	310A	Storage	IMC/Library Middle Storage Closet	W4	Flaking paint at wall.	10	No				No	
35	2510	1	3	310B	Storage	Storage Room in IMC/Library	Ceiling	No Access							
36	2510	1	3	310B	Storage	Storage Room in IMC/Library	Floor	No Access							
37	2510	1	3	310B	Storage	Storage Room in IMC/Library	W1	No Access							
38	2510	1	3	310B	Storage	Storage Room in IMC/Library	W2	No Access							
39	2510	1	3	310B	Storage	Storage Room in IMC/Library	W3	No Access							
40	2510	1	3	310B	Storage	Storage Room in IMC/Library	W4	No Access							
41	2510	1	3	H37	Circulation (Hallway)	Hallway from Classroom 308 to Fire Tower	W2	Flaking paint behind radiator	5	No				No	
42	2510	1	3	H37	Circulation (Hallway)	Hallway from Classroom 308 to Fire Tower	W4	Flaking paint at wall by 308	2	No				No	
43	2510	1	3	H38	Circulation (Hallway)	Hallway from Girl's Restroom to Boy's Restroom	W1	Flaking paint outside room 305	4	No				No	
44	2510	1	3	H38	Circulation (Hallway)	Hallway from Girl's Restroom to Boy's Restroom	W3	Flaking paint at pipe by stairwell S36 and on walls at columns and where radiator covers have been pulled away from the walls. Chipped paint at baseboards.	50	No				Yes	
45	2510	1	3	S310	Stairs	Fire Tower Stairs	Ceiling	Flaking paint at exterior ceiling.	30	Yes				Yes	
46	2510	1	3	S33	Stairs	Stairwell near Classroom 308	W1	Chipped paint at newel posts	2	No				No	Stairway Top to Bottom
47	2510	1	3	S33	Stairs	Stairwell near Classroom 308	W4	Chipped paint at doors.	10	No				No	
48	2510	1	3	S36	Stairs	Stairwell next to Classroom 301	W1	Chipped paint at newel posts.	2	No				No	Stairway Top to Bottom
49	2510	1	3	S36	Stairs	Stairwell next to Classroom 301	W2	Chipped paint at doors	10	No				No	
50	2510	1	3	S36	Stairs	Stairwell next to Classroom 301	W3	Spalling paint at roof drain at top landing.	10	Yes				Yes	
51	2510	1	2	201	Art - Elementary	Classroom 201 Art	W2	Flaking paint below window 2 behind radiator.	2	No			Table.	No	

Task ID	ULCS#	E l e m e n t	F l o o r	Space # (on Floor Plan)	Space Type	On Site Room Name	Component	Description of Paint and Plaster Damage (i.e. cracking, chipping, gouges, holes, flaking, spalling, efflorescence, significant moisture damage)	Quantity (sf)	On-going Moisture Intrusion (yes or no)	Paint and Plaster Debris on Surfaces and/or Educational Materials (describe location)	Quantity (sf)	Contents Need to be Moved (i.e. posters, contents, furniture)	Plastering Needed (yes or no)	Other Notes or Comments
52	2510	1	2	202	Primary	Classroom 202	W4	Spalling below window 2.	2	Yes			School supplies	No	
53	2510	1	2	203	Primary	Classroom 203	Ceiling	Flaking paint above window 5	2	Yes			School supplies	No	
54	2510	1	2	203	Primary	Classroom 203	W3	Flaking paint below window 2, behind radiator below window 3, and at Pipe by window 5.	8	Yes			School supplies	No	(1) DDC Needed for ACPI - Steel wrap
55	2510	1	2	204	Primary	Classroom 204	W1	Flaking paint at wall.	4	No				No	
56	2510	1	2	204	Primary	Classroom 204	W3	Flaking paint to right of, below, window 5	2	No				No	
57	2510	1	2	205	Primary	Classroom 205	W3	Flaking paint at column by window 5, below window 5 and below window 1	15	Yes				No	
58	2510	1	2	206	Primary	Classroom 206	Ceiling	Flaking paint above window 1.	4	Yes	Window sill	1		Yes	
59	2510	1	2	207	Primary	Classroom 207	W2	Flaking paint at column	4	No				No	
60	2510	1	2	208	Primary	Classroom 208	W1	Flaking paint below blackboard.	5	No				No	
61	2510	1	2	211	Primary	Classroom 211	Ceiling	Flaking paint and efflorescence above windows 2 & 6.	8	No	Window sills	2		Yes	Windows 1,2,3,5,6
62	2510	1	2	211	Primary	Classroom 211	W2	Flaking paint at wall by Closet.	2	No				No	
63	2510	1	2	211	Primary	Classroom 211	W3	Flaking paint at wall by window 3	2	No				No	
64	2510	1	2	201B	Storage	Classroom 201 Right Side Storage Closet	W3	Efflorescence on paint.	1	No			School supplies	No	
65	2510	1	2	202B	Storage	Classroom 202 Coat Closet Area	Ceiling	Flaking paint at ceiling	10	Yes				No	
66	2510	1	2	202B	Storage	Classroom 202 Coat Closet Area	W4	Flaking paint at wall	10	No				No	
67	2510	1	2	203A	Storage	Classroom 203 Coat Closet Area	W3	Flaking paint, worn off at window sill.	1	No				No	
68	2510	1	2	204A	Primary	Classroom 204-A	Ceiling	Flaking paint above window 3.	2	Yes				No	
69	2510	1	2	205A	Storage	Classroom 205 Coat Closet Area	W3	Flaking paint above window and behind radiator.	8	Yes.	Window sill.	1		Yes	
70	2510	1	2	206A	Storage	Classroom 206 Coat Closet Area	W2	Damaged plaster at wall.	7	No				Yes	
71	2510	1	2	207A	Storage	Classroom 207 Coat Closet Area	W1	Flaking paint at wall.	2	No			School supplies	No	
72	2510	1	2	209/210	Computer - Intermediate Middle	Classroom 209/210 Computer Lab	Ceiling	Flaking paint above windows 3 & 9	5	Yes	Window sill	1		Yes	
73	2510	1	2	209/210	Computer - Intermediate Middle	Classroom 209/210 Computer Lab	W1	Flaking paint at wall.	5	No				No	
74	2510	1	2	210B	General Administrative Space	Classroom 209/210 Computer Lab Office Space and Copy Room	Ceiling	Flaking paint above windows	2	Yes	Window sill	1		Yes	Window 4 and 5
75	2510	1	2	210C	Computer Area	Classroom 209/210 Computer Server Room on 210 Side of Room	W3	Flaking paint and damaged plaster.	25	No				Yes	Tight space
76	2510	1	2	211A	Storage	Classroom 211 Coat Closet Area	Ceiling	Flaking paint at ceiling	1	No				No	
77	2510	1	2	211A	Storage	Classroom 211 Coat Closet Area	W1	Flaking paint at wall.	1	No				No	
78	2510	1	2	H25	Circulation (Hallway)	Hallway from Classroom 208 to Fire Tower Stairs	Floor	Chipped paint and gouges in floor.	200	No				No	
79	2510	1	2	H25	Circulation (Hallway)	Hallway from Classroom 208 to Fire Tower Stairs	W2	Flaking paint behind radiator.	20	No				No	

Task ID	ULCS#	Element	Floor	Space # (on Floor Plan)	Space Type	On Site Room Name	Component	Description of Paint and Plaster Damage (i.e. cracking, chipping, gouges, holes, flaking, spalling, efflorescence, significant moisture damage)	Quantity (sf)	On-going Moisture Intrusion (yes or no)	Paint and Plaster Debris on Surfaces and/or Educational Materials (describe location)	Quantity (sf)	Contents Need to be Moved (i.e. posters, contents, furniture)	Plastering Needed (yes or no)	Other Notes or Comments
80	2510	1	2	H26	Circulation (Hallway)	Hallway from Girl's Restroom to Boy's Restroom	Floor	Chipped paint and gouges in floor.	400	No				No	
81	2510	1	2	H26	Circulation (Hallway)	Hallway from Girl's Restroom to Boy's Restroom	W3	Chipped paint at baseboards.	15	No				No	
82	2510	1	2	NP11	Stairs	Fire Tower Stairs Landing Area by Hallway	Ceiling	Flaking paint at ceiling	30	No				Yes	
83	2510	1	2	NP11	Stairs	Fire Tower Stairs Landing Area by Hallway	W1	Flaking paint at exterior doors.	1	No				No	
84	2510	1	2	NP11	Stairs	Fire Tower Stairs Landing Area by Hallway	W3	Flaking paint at exterior walls	10	No				No	
85	2510	1	2	S23	Stairs	Stairwell near Classroom 208	W1	Chipped paint at newel posts.	2	No				No	288 - 6 - 6
86	2510	1	2	S23	Stairs	Stairwell near Classroom 208	W2	Chipped paint at doors	10	No				No	
87	2510	1	2	S23	Stairs	Stairwell near Classroom 208	W4	Cracking paint at wall.	2	No				No	
88	2510	1	2	S26	Stairs	Stairwell next to Classroom 201	Floor	Peeling paint at floor.	2	No				No	288 - 6 - 6
89	2510	1	2	S26	Stairs	Stairwell next to Classroom 201	W1	Small areas of peeling paint at wall. Chipped paint at newel posts.	4	No				No	
90	2510	1	2	S26	Stairs	Stairwell next to Classroom 201	W2	Chipped paint at doors. Small areas of peeling paint at wall.	12	No				No	
91	2510	1	2	S26	Stairs	Stairwell next to Classroom 201	W3	Small areas of peeling paint at wall.	1	No				No	
92	2510	1	2	S26	Stairs	Stairwell next to Classroom 201	W4	Small areas of peeling paint at wall.	1	No				No	
93	2510	1	1	101	Primary	Classroom 101 Pre-School	W2	Flaking paint at wall (near 101E), on baseboard by window, at window sill, and on pipe by window.	15	No			Cubbies, desks, toys,	No	
94	2510	1	1	101	Primary	Classroom 101 Pre-School	W3	Flaking paint at wall.	3	No				No	
95	2510	1	1	102	Primary	Classroom 102	W4	Flaking paint near ceiling to right of Window 4	2	No				No	
96	2510	1	1	103	Primary	Classroom 103	W3	Flaking paint at wall below window 5.	2	No			Bookshelf	No	
97	2510	1	1	106	Primary	Classroom 106	W2	Flaking paint at wall and at column.	80	No				Yes	
98	2510	1	1	107	Circulation (Hallway)	Hallway from Bilingual Support Office to Nurse's Office	W1	Flaking paint at wall above cabinet.	2	No			Cabinet	No	
99	2510	1	1	109	Primary	Classroom 109	W3	Flaking paint at wall adjacent to right side exit door.	1	No				No	
100	2510	1	1	110	Primary	Classroom 110	W2	Flaking paint at wall by closet.	1	No				No	
101	2510	1	1	110	Primary	Classroom 110	W3	Flaking paint at wall behind radiator cage.	60	No				No	
102	2510	1	1	101B	Administrative Office	Classroom 101 Front Office on Right	W4	Flaking paint adjacent to Window 2.	2	No				No	
103	2510	1	1	101E	Student Restrooms - Male/Female (Classroom)	Classroom 101 Restroom	W2	Flaking paint on and behind radiator.	5	No				No	Steamfitter needed to remove Radiator

Task ID	ULCS#	Element	Floor	Space # (on Floor Plan)	Space Type	On Site Room Name	Component	Description of Paint and Plaster Damage (i.e. cracking, chipping, gouges, holes, flaking, spalling, efflorescence, significant moisture damage)	Quantity (sf)	On-going Moisture Intrusion (yes or no)	Paint and Plaster Debris on Surfaces and/or Educational Materials (describe location)	Quantity (sf)	Contents Need to be Moved (i.e. posters, contents, furniture)	Plastering Needed (yes or no)	Other Notes or Comments
104	2510	1	1	102B	Storage	Classroom 102 Coat Closet Area	W3	Flaking, cracking paint at wall behind shelf.	10	No	Paint chips on top of shelf.	1	Shelf.	No	
105	2510	1	1	103A	Storage	Classroom 103 Coat Closet Area	W4	Flaking paint at wall.	10	No				No	
106	2510	1	1	104A	Storage	Classroom 104 Coat Closet Area	W2	Flaking paint at wall.	6	No				No	
107	2510	1	1	104A	Storage	Classroom 104 Coat Closet Area	W3	Flaking paint at wall.	6	No				No	
108	2510	1	1	104B	Administrative Office	Main Office	W2	Chipped paint at wall by front desk	1	No				No	
109	2510	1	1	104B	Administrative Office	Main Office	W3	Chipped paint at Window 3 window sill	2	No			Copy Machine	No	
110	2510	1	1	104B	Administrative Office	Main Office	W4	Spalling paint at wall to the right, immediately upon entering the Main Office	10	No				No	
111	2510	1	1	104C	Administrative Office	Principal's Office	W1	Flaking paint on wall below white board.	2	No				No	
112	2510	1	1	104C	Administrative Office	Principal's Office	W3	Flaking paint at wall.	1	No				No	
113	2510	1	1	104C	Administrative Office	Principal's Office	W4	Flaking paint at wall behind pipe and below window.	2	No				No	
114	2510	1	1	105A	Storage	Classroom 105 Rear Coat Closet Area	W2	Flaking paint on wall leading to classroom	10	No				No	Plaster will Open
115	2510	1	1	105A	Storage	Classroom 105 Rear Coat Closet Area	W3	Flaking paint above window	2	Yes	Plaster on window sill/floor.	1	School supplies	Yes	
116	2510	1	1	106A	Student Restrooms - Male (4-12)	Boy's Restroom next to Classroom 106	W2	Flaking paint above tile on wall.	2	No				No	Small crack
117	2510	1	1	106B	Storage	Classroom 106 Rear Coat Closet Area	W2	Flaking paint at wall.	3	No				No	
118	2510	1	1	106B	Storage	Classroom 106 Rear Coat Closet Area	W3	Flaking paint at wall.	6	No			School supplies	No	Behind Cabinets
119	2510	1	1	107A	General Administrative Space	Bilingual Support Office	W2	Flaking paint at wall between windows and behind radiator.	6	No				No	Remove Radiator covers
120	2510	1	1	107B	Administrative Office	STS Office next to Nurse's Office	W3	Flaking paint at wall by window.	2	No				No	At the Column
121	2510	1	1	107C	Administrative Office	Nurse's Office	W1	Flaking paint at door.	1	No				No	
122	2510	1	1	108A	Storage	Classroom 108	Ceiling	Flaking paint above windows 2, 3, & 5	3	Yes			School Supplies	No	
123	2510	1	1	108A	Storage	Classroom 108	W3	Flaking paint at pipe	5	No				No	Knee wall
124	2510	1	1	109A	Student Restrooms - Male/Female (Classroom)	Classroom 109 Boy's and Girl's Restroom	W1	Flaking paint at pipe.	2	No	Floor.	1		No	Galvanize Pipe - Can be painted
125	2510	1	1	110A	Storage	Classroom 110 Coat Closet Area	W2	Flaking paint at pipe.	4	No			School supplies.	No	Galvanize Pipe - Can be painted
126	2510	1	1	H13	Circulation (Hallway)	Hallway from Rooms 107 A-B-C to Fire Tower Stairs	W2	Flaking paint behind radiator	2	No				Yes	
127	2510	1	1	H14	Circulation (Hallway)	Hallway from Boy's Restroom to Girl's Restroom	W1	Flaking paint and delaminated plaster at wall adjacent to entrance foyer. Flaking paint outside Room 103.	10	No				Yes	
128	2510	1	1	H14	Circulation (Hallway)	Hallway from Boy's Restroom to Girl's Restroom	W3	Flaking paint at wall between classrooms 108 and 109. Flaking paint at wall across from Room 104. Chipped paint at baseboards.	20	No				No	
129	2510	1	1	S110	Stairs	Fire Tower Stairs near Rooms 107 A-B-C	Ceiling	Flaking paint at ceiling of exterior vestibule.	30	Yes				Yes	

Task ID	ULCS#	Element	Floor	Space # (on Floor Plan)	Space Type	On Site Room Name	Component	Description of Paint and Plaster Damage (i.e. cracking, chipping, gouges, holes, flaking, spalling, efflorescence, significant moisture damage)	Quantity (sf)	On-going Moisture Intrusion (yes or no)	Paint and Plaster Debris on Surfaces and/or Educational Materials (describe location)	Quantity (sf)	Contents Need to be Moved (i.e. posters, contents, furniture)	Plastering Needed (yes or no)	Other Notes or Comments
130	2510	1	1	S110	Stairs	Fire Tower Stairs near Rooms 107 A-B-C	W1	Chipped and flaking paint at newel posts and railings.	10	No				No	
131	2510	1	1	S110	Stairs	Fire Tower Stairs near Rooms 107 A-B-C	W2	Chipped paint at door	1	No				No	
132	2510	1	1	S110	Stairs	Fire Tower Stairs near Rooms 107 A-B-C	W4	Flaking paint at wall by door to schoolyard. Flaking paint at wall in exterior vestibule.	11	Yes				No	
133	2510	1	1	S112	Stairs	Main Entrance to School Building Stairs	W1	Flaking and chipping paint at push bar for front door and the door casing.	10	No				No	
134	2510	1	1	S13	Stairs	Stairwell near Rooms 107 A-B-C	W1	Chipped and flaking paint at newel posts and railings..Chipping paint at doors	18	No				No	288 - 6 - 6
135	2510	1	1	S13	Stairs	Stairwell near Rooms 107 A-B-C	W3	Flaking paint at pipe.	2	No				No	
136	2510	1	1	S16	Stairs	Stairwell next to Classroom 101	W1	Chipped paint at newel post and railings	14	No				No	288 - 6 - 6
137	2510	1	1	S16	Stairs	Stairwell next to Classroom 101	W2	Chipped paint at doors.	10	No				No	
138	2510	1	0	002	Student Restrooms - Female (4-12)	Girl's Restroom	Floor	Chipping paint at floor.	150	No				No	
139	2510	1	0	002	Student Restrooms - Female (4-12)	Girl's Restroom	W3	Flaking paint at right side of room near where pipes enter ceiling.	10	Yes				No	
140	2510	1	0	005	Music	Music Classroom	Ceiling	Flaking paint on ductwork.	3	No				No	
141	2510	1	0	005	Music	Music Classroom	W2	Flaking paint at baseboard	15	No				No	
142	2510	1	0	005	Music	Music Classroom	W3	Flaking paint at drain pipe near ceiling	1	Yes	Paint debris on floor below pipe.	1	Musical equipment.	No	
143	2510	1	0	006	Storage	Storage Room next to Gym Office	Ceiling	No Access	30						Plasterers needed (Falling out) - Bad
144	2510	1	0	006	Storage	Storage Room next to Gym Office	Floor	No Access	0						Concrete No Painting - No Action
145	2510	1	0	006	Storage	Storage Room next to Gym Office	W1	No Access	1						Flaking near Door entry
146	2510	1	0	006	Storage	Storage Room next to Gym Office	W2	No Access	0						No Action
147	2510	1	0	006	Storage	Storage Room next to Gym Office	W3	No Access	0						No Action
148	2510	1	0	006	Storage	Storage Room next to Gym Office	W4	No Access	6						
149	2510	1	0	007	Kitchen and Dry Storage Area	Kitchen	Ceiling	Flaking paint, efflorescence.	5	No				No	
150	2510	1	0	007	Kitchen and Dry Storage Area	Kitchen	W3	Flaking paint, efflorescence.	10	Yes				No	
151	2510	1	0	007	Kitchen and Dry Storage Area	Kitchen	W4	Flaking paint at Column in center of area.	10	No				No	
152	2510	1	0	008	Administrative Office	School Store between Kitchen and Building Engineer's Office	Ceiling	No Access	0						No Action
153	2510	1	0	008	Administrative Office	School Store between Kitchen and Building Engineer's Office	Floor	No Access	0						VCT Tiles - No Action

Task ID	ULCS#	Element	Floor	Space # (on Floor Plan)	Space Type	On Site Room Name	Component	Description of Paint and Plaster Damage (i.e. cracking, chipping, gouges, holes, flaking, spalling, efflorescence, significant moisture damage)	Quantity (sf)	On-going Moisture Intrusion (yes or no)	Paint and Plaster Debris on Surfaces and/or Educational Materials (describe location)	Quantity (sf)	Contents Need to be Moved (i.e. posters, contents, furniture)	Plastering Needed (yes or no)	Other Notes or Comments
154	2510	1	0	008	Administrative Office	School Store between Kitchen and Building Engineer's Office	W1	No Access	8						Chipping Paint (Bronzetone)
155	2510	1	0	008	Administrative Office	School Store between Kitchen and Building Engineer's Office	W2	No Access	0						No Action
156	2510	1	0	008	Administrative Office	School Store between Kitchen and Building Engineer's Office	W3	No Access	8						
157	2510	1	0	008	Administrative Office	School Store between Kitchen and Building Engineer's Office	W4	No Access							No Action
158	2510	1	0	009	Gymnasium / Auditorium / Cafeteria	Gymnasium / Auditorium / Cafeteria	W2	Flaking paint at interior brick wall.	10	No				No	Various Locations
159	2510	1	0	009	Gymnasium / Auditorium / Cafeteria	Gymnasium / Auditorium / Cafeteria	W3	Flaking paint at "Effort" Radiator Cover.	3	No				No	On Radiator cover (DTM)
160	2510	1	0	015	Student Restrooms - Male (4-12)	Boy's Restroom	Ceiling	Damaged plaster - ceiling mounted radiator	30	No				Yes	All Soft Plaster - Plasterer needed, this will Open Up
161	2510	1	0	017	Administrative Office	Gym Teacher's Office and Storage	W1	Chipping paint at door to Office.	2	No				No	
162	2510	1	0	018	Storage	Storage Room across from Music Room	W3	Plaster debris on shelf near musical instruments	1	No	Plaster debris on shelf in corner of room	1	Musical Instruments	No	Unfounded - Could not locate
163	2510	1	0	005A	Administrative Office	Music Classroom Office	W4	Flaking paint at pipe in corner.	6	No				No	
164	2510	1	0	H01	Circulation (Hallway)	Hallway from Boy's Restroom to Outside Exit Door by Storage Rooms	Floor	Chipping, scraped paint on concrete flooring	300	No				No	
165	2510	1	0	H02	Circulation (Hallway)	Hallway from Music Classroom to Outside Exit Door	Floor	Chipped paint and gouges in floor.	40	No				No	
166	2510	1	0	S03	Stairs	Stairwell near Boy's Restroom	W1	Chipping paint at newel post of railing.	2	No				No	
167	2510	1	0	S03	Stairs	Stairwell near Boy's Restroom	W3	Flaking paint and efflorescence at wall by Storage NP-4	15	Yes				No	Wet wall - Root cause is the constant water infiltration
168	2510	1	0	S06	Stairs	Stairwell near Music Classroom	Floor	Flaking paint at stair riser near landing between 1st Floor and Basement	1	No				No	
169	2510	1	0	S06	Stairs	Stairwell near Music Classroom	W1	Chipped and flaking paint at newel posts and railings.	10	No				No	
170	2510	1	0	S06	Stairs	Stairwell near Music Classroom	W2	Chipped paint at doors.	10	No				No	
171	2510	1	0	S06	Stairs	Stairwell near Music Classroom	W4	Flaking paint at wall adjacent to Gym/Cafe.	10	No				No	
172	2510	1	2		Student Restrooms - Male (4-12)	Boy's Restroom	W4	Flaking paint above tile on wall.	2	No	No		No	No	
173	2510	1	3	H38	Circulation (Hallway)	Hallway from Girl's Restroom to Boy's Restroom	W1	Cracking paint outside room 304	1	No	No		No	No	
174	2510	1	3	H38	Circulation (Hallway)	Hallway from Girl's Restroom to Boy's Restroom	W3	Cracking paint across Room 305	3	No	No		No	No	

Task ID	ULCS#	Element	Floor	Space # (on Floor Plan)	Space Type	On Site Room Name	Component	Description of Paint and Plaster Damage (i.e. cracking, chipping, gouges, holes, flaking, spalling, efflorescence, significant moisture damage)	Quantity (sf)	On-going Moisture Intrusion (yes or no)	Paint and Plaster Debris on Surfaces and/or Educational Materials (describe location)	Quantity (sf)	Contents Need to be Moved (i.e. posters, contents, furniture)	Plastering Needed (yes or no)	Other Notes or Comments
175	2510	1	3	H37	Circulation (Hallway)	Hallway from Classroom 308 to Fire Tower	W4	Cracking paint next to Fire Tower	2	No	-			No	
176	2510	1	1	H14	Circulation (Hallway)	Hallway from Boy's Restroom to Girl's Restroom	W2	Flaking paint and delaminated plaster at wall adjacent to entrance foyer.	6	No				Yes	
177	2510	1	1	H14	Circulation (Hallway)	Hallway from Boy's Restroom to Girl's Restroom	W3	Flaking paint at wall between classrooms 108 and 109 and radiator across classroom 105	8	No				No	
178	2510	1	1	H14	Circulation (Hallway)	Hallway from Boy's Restroom to Girl's Restroom	W1	Flaking paint at wall next to classroom 102	1	No				No	
179	2510	1	3	S33	Stairs	Stairwell near Classroom 308	Ceiling	Cracking paint on W1,W2,W3,W4 and ceiling	20	No			No		
180	2510	1	1		Hallway/Foyer	Nurse Suite Hallway/Foyer in Room 107	W1	Flaking Paint on wall next to Doorway	10	No			No	Yes	Spackling done on 6/25/2018
181	2510	1	1		Hallway/Foyer	Nurse Suite Hallway/Foyer in Room 107	W3	Flaking Paint on wall next to Doorway	10	No			No	Yes	Spackling done on 6/25/2018
182	2510	1	1		Primary	Classroom 104	W4	Small Cracks	25	No			Yes	Yes	Spackling done on 6/26/2018
183	2510	1	1		Primary	Classroom 105	W4	Spackling needed over paint. no stabilization required	40	No			No	No	Spackling and Painting done on 6/27/2018
184	2510	1	1		Restroom	Women's 1st Floor Staff Restroom in Hallway next to Classroom 101	W1	Stabilization done on major cracks throughout restroom walls and ceiling	75	Unknown	Sink	1	No	Yes	Stabilized, spackled and painted on 6/29/2018
184	2510	1	1		Restroom	Women's 1st Floor Staff Restroom in Hallway next to Classroom 101	W2	Stabilization done on major cracks throughout restroom walls and ceiling	75	Unknown	Sink	1	No	Yes	Stabilized, spackled and painted on 6/29/2018
184	2510	1	1		Restroom	Women's 1st Floor Staff Restroom in Hallway next to Classroom 101	W3	Stabilization done on major cracks throughout restroom walls and ceiling	75	Unknown	Sink	1	No	Yes	Stabilized, spackled and painted on 6/29/2018
184	2510	1	1		Restroom	Women's 1st Floor Staff Restroom in Hallway next to Classroom 101	W4	Stabilization done on major cracks throughout restroom walls and ceiling	75	Unknown	Sink	1	No	Yes	Stabilized, spackled and painted on 6/29/2018
184	2510	1	1		Restroom	Women's 1st Floor Staff Restroom in Hallway next to Classroom 101	Ceiling	Stabilization done on major cracks throughout restroom walls and ceiling	75	Unknown	Sink	1	No	Yes	Stabilized, spackled and painted on 6/29/2018

Appendix B. EPA Checklist Table

Task ID	Floor	Space # (on Floor Plan)	On-Site Room Name	Component	Description of Paint and Plaster Damage (i.e. cracking, chipping, gouges, holes, flaking, spalling, efflorescence, significant moisture damage)	Warning signs posted at entrance to work area	Work area contained to prevent spread of dust and debris	All objects in the work area removed or covered (interiors)	HVAC ducts in the work area closed and covered (interiors)	Windows in the work area closed (interiors)	Doors in the work area closed and sealed (interiors)	Doors that must be used in the work area covered to allow passage but prevent spread of dust	Floors in the work area covered with taped-down plastic (interiors)	Waste contained on-site and while being transported off-site	Work site properly cleaned after renovation	All chips and debris picked up, protective sheeting misted, folded dirty side inward, and taped for removal	Work area surfaces and objects cleaned using HEPA vacuum and/or wet cloths or mops (interior)	Certified renovator performed post-renovation cleaning verification	Describe the results of post-renovation cleaning verification, including the number of wet and dry cloths used	If dust clearance testing was performed instead, attach a copy of the report	I certify under penalty of law that the previous information is true and complete (name and title)	Date signed	
1	3	301	Classroom 301	W3	Cracked paint at wall.	Yes	Yes	Yes	Yes	Yes	Yes	Yes	Yes	Yes	Yes	Yes	Yes	Yes	14 Wet Wipes, 3 Colorimetric		Isa Haj, Industrial Hygienist	5/25/18	
2	3	302	Classroom 302	W2	Flaking paint below bulletin board.	Yes	Yes	Yes	Yes	Yes	Yes	Yes	Yes	Yes	Yes	Yes	Yes	Yes	14 Wet Wipes, 5 Colorimetric		Isa Haj, Industrial Hygienist	5/2/18	
3	3	302	Classroom 302	W4	Flaking paint on window sills, on window aprons, and behind radiators	Yes	Yes	Yes	Yes	Yes	Yes	Yes	Yes	Yes	Yes	Yes	Yes	Yes	Part of above		Isa Haj, Industrial Hygienist	5/2/18	
4	3	303	Classroom 303	W1	Flaking paint at wall by entrance and below bulletin board.	Yes	Yes	Yes	Yes	Yes	Yes	Yes	Yes	Yes	Yes	Yes	Yes	Yes	12 Wet wipes, 3 Colorimetric, 1 Flame AA		Mary Anne Lerro	6/13/2013	
5	3	303	Classroom 303	W3	Flaking paint and damaged plaster at Window 1	Same as above	Same as above	Same as above	Same as above	Same as above	Same as above	Same as above	Same as above	Same as above	Same as above	Same as above	Same as above	Same as above	Same as above	Same as above	Same as above	Same as above	
6	3	304	Classroom 304	W1	Flaking paint at wall by entrance	Yes	Yes	Yes	Yes	Yes	Yes	Yes	Yes	Yes	Yes	Yes	Yes	Yes	7 Wet Wipes, 3 Colorimetric		Isa Haj, Industrial Hygienist	5/25/18	
7	3	306	Classroom 306	W1	Flaking paint at wall by entrance.	Yes	Yes	Yes	Yes	Yes	Yes	Yes	Yes	Yes	Yes	Yes	Yes	Yes	6 Wet Wipes, 3 Colorimetric		Isa Haj, Industrial Hygienist	5/25/18	
8	3	307	Classroom 307	Ceiling	Flaking paint at ceiling above window 3	Yes	Yes	Yes	Yes	Yes	Yes	Yes	Yes	Yes	Yes	Yes	Yes	Yes	1 Wet Wipe, 1 ColorMetric		Mary Anne Lerro	6/1/18	
9	3	307	Classroom 307	W3	Flaking paint at column by window 5	Yes	Yes	Yes	Yes	Yes	Yes	Yes	Yes	Yes	Yes	Yes	Yes	Yes	Same as above		Mary Anne Lerro	6/1/18	
10	3	308	Classroom 308	W2	Flaking paint at wall by teachers desk	Yes	Yes	Yes	Yes	Yes	Yes	Yes	Yes	Yes	Yes	Yes	Yes	Yes	27 wet wipes, 4 colorimetric		Isa Haj, Industrial Hygienist	5/15/18	
11	3	308	Classroom 308	W3	Flaking paint at window 3 window sill and below window	Yes	Yes	Yes	Yes	Yes	Yes	Yes	Yes	Yes	Yes	Yes	Yes	Yes	Part of above		Isa Haj, Industrial Hygienist	5/11/18	
12	3	309	IMC Office	W1	Damaged plaster by entrance door	Yes	Yes	Yes	Yes	Yes	Yes	Yes	Yes	Yes	Yes	Yes	Yes	Yes	1 wet wipe, 2 colorimetric		Isa Haj, Industrial Hygienist	5/11/18	
13	3	309	IMC Office	W3	Paint/Plaster debris on window sill.	Yes	Yes	Yes	Yes	Yes	Yes	Yes	Yes	Yes	Yes	Yes	Yes	Yes	1 wet wipe, 1 colorimetric		Isa Haj, Industrial Hygienist	5/11/18	
14	3	310	IMC/Library	W3	Paint/Plaster debris on window sills. Flaking paint behind radiators.	Yes	Yes	Yes	Yes	Yes	Yes	Yes	Yes	Yes	Yes	Yes	Yes	Yes	3 Colorimetric wipes, 1 Outside colorimetric wipe		Mary Anne Lerro	5/16/2018	
15	3	301A	Storage Closet next to Classroom 301	Ceiling	Flaking paint at ceiling	Yes	Yes	Yes	Yes	Yes	Yes	Yes	Yes	Yes	Yes	Yes	Yes	Yes	12 wet wipes, 1 Colorimetric		Isa Haj, Industrial Hygienist	5/8/18	
16	3	302B	Girl's Restroom next to Classroom 302	Ceiling	Flaking paint at ceiling/wall above window.	Yes	Yes	Yes	Yes	Yes	Yes	Yes	Yes	Yes	Yes	Yes	Yes	Yes	3 wet wipes were used per 40ft squared section to pass(4 sections)	1 colorimetric wipe was collected and that one wipe was submitted for Flame AA	Isa Haj, Industrial Hygienist	4/16/18	
17	3	304B	Room 304-A Counselor's Office	Ceiling	Flaking paint above windows.	Yes	Yes	Yes	Yes	Yes	Yes	Yes	Yes	Yes	Yes	Yes	Yes	Yes	4 wet wipes, 2 colorimetric		Isa Haj, Industrial Hygienist	5/11/18	
18	3	304B	Room 304-A Counselor's Office	W3	Flaking paint to left and right of windows	Yes	Yes	Yes	Yes	Yes	Yes	Yes	Yes	Yes	Yes	Yes	Yes	Yes	Part of above	Part of above	Isa Haj, Industrial Hygienist	5/11/18	
19	3	304C	Room 304-A Storage Closet	W4	Paint debris on floor below shelf.	See comments	See comments	See comments	See comments	See comments	See comments	See comments	See comments	See comments	See comments	See comments	See comments	See comments	Previously stabilized and painted	Previously stabilized and painted	See comments	See comments	
20	3	305A	Classroom 305 Coat Closet Area	W3	Flaking paint behind radiator below window.	Yes	Yes	Yes	Yes	Yes	Yes	Yes	Yes	Yes	Yes	Yes	Yes	Yes	3 wet wipes, 1 Colorimetric, 1 Flame AA		Mary Anne Lerro	06/08/2018	
21	3	306A	Classroom 306 Coat Closet Area	W2	Cracked paint at wall.	See comments	See comments	See comments	See comments	See comments	See comments	See comments	See comments	See comments	See comments	See comments	See comments	See comments	See comments	No Damage observed. Limited Access	See comments	See comments	
22	3	306A	Classroom 306 Coat Closet Area	W3	Cracked paint at wall.	See comments	See comments	See comments	See comments	See comments	See comments	See comments	See comments	See comments	See comments	See comments	See comments	See comments	See comments	See comments	No Damage observed. Limited Access	See comments	See comments
23	3	308A	Classroom 308 Coat Closet Area	W2	Flaking paint at pipe and wall.	Yes	Yes	Yes	Yes	Yes	Yes	Yes	Yes	Yes	Yes	Yes	Yes	Yes	4 wet wipes, 1 colorimetric		Isa Haj, Industrial Hygienist	5/15/18	
24	3	308A	Classroom 308 Coat Closet Area	W3	Flaking paint below window	Yes	Yes	Yes	Yes	Yes	Yes	Yes	Yes	Yes	Yes	Yes	Yes	Yes	Part of above		Isa Haj, Industrial Hygienist	5/15/18	
25	3	309A	Storage between IMC/Library and IMC Office	Ceiling	No Access	Yes	Yes	Yes	Yes	Yes	Yes	Yes	Yes	Yes	Yes	Yes	Yes	Yes	3 Wet Wipes, 1 Colorimetric, 1 Flame AA		Mary Anne Lerro	6/11/2018	
26	3	309A	Storage between IMC/Library and IMC Office	Floor	No Access	See comments	See comments	See comments	See comments	See comments	See comments	See comments	See comments	See comments	See comments	See comments	See comments	See comments	See comments	Peeling Floor paint RRP protocol TBD	See comments	See comments	

Task ID	Floor	Space # (on Floor Plan)	On-Site Room Name	Component	Description of Paint and Plaster Damage (i.e. cracking, chipping, gouges, flaking, spalling, efflorescence, significant moisture damage)	Warning signs posted at entrance to work area	Work area contained to prevent spread of dust and debris	All objects in the work area removed or covered (interiors)	HVAC ducts in the work area closed and covered (interiors)	Windows in the work area closed (interiors)	Doors in the work area closed and sealed (interiors)	Doors that must be used in the work area covered to allow passage but prevent spread of dust	Floors in the work area covered with taped-down plastic (interiors)	Waste contained on-site and while being transported off-site	Work site properly cleaned after renovation	All chips and debris picked up, protective sheeting nusted, folded dirty side inward, and taped for removal	Work area surfaces and objects cleaned using HEPA vacuum and/or wet cloths or mops (interior)	Certified renovator performed post-renovation cleaning verification	Describe the results of post-renovation cleaning verification, including the number of wet and dry cloths used	If dust clearance testing was performed instead, attach a copy of the report	I certify under penalty of law that the previous information is true and complete (name and title)	Date signed
27	3	309A	Storage between IMC/Library and IMC Office	W1	No Access	Yes	Yes	Yes	Yes	Yes	Yes	Yes	Yes	Yes	Yes	Yes	Yes	Yes	Part of above	Part of above	Part of above	Part of above
28	3	309A	Storage between IMC/Library and IMC Office	W2	No Access	Yes	Yes	Yes	Yes	Yes	Yes	Yes	Yes	Yes	Yes	Yes	Yes	Yes	Part of above	Part of above	Part of above	Part of above
29	3	309A	Storage between IMC/Library and IMC Office	W3	No Access	Yes	Yes	Yes	Yes	Yes	Yes	Yes	Yes	Yes	Yes	Yes	Yes	Yes	Part of above	Part of above	Part of above	Part of above
30	3	309A	Storage between IMC/Library and IMC Office	W4	No Access	Yes	Yes	Yes	Yes	Yes	Yes	Yes	Yes	Yes	Yes	Yes	Yes	Yes				Part of above
31	3	310A	IMC/Library Middle Storage Closet	W1	Flaking paint at wall.	Yes	Yes	Yes	Yes	Yes	Yes	Yes	Yes	Yes	Yes	Yes	Yes	Yes	4 Wipes, 1 Colorimetric Wipe/sent for Flame AA		Mary Anne Lerro	5/17/2018
32	3	310A	IMC/Library Middle Storage Closet	W2	Flaking paint at wall.	Yes	Yes	Yes	Yes	Yes	Yes	Yes	Yes	Yes	Yes	Yes	Yes	Yes	Part of Above		Mary Anne Lerro	5/17/2018
33	3	310A	IMC/Library Middle Storage Closet	W3	Flaking paint at wall.	Yes	Yes	Yes	Yes	Yes	Yes	Yes	Yes	Yes	Yes	Yes	Yes	Yes	Part of Above		Mary Anne Lerro	5/17/2018
34	3	310A	IMC/Library Middle Storage Closet	W4	Flaking paint at wall.	Yes	Yes	Yes	Yes	Yes	Yes	Yes	Yes	Yes	Yes	Yes	Yes	Yes	Part of Above		Mary Anne Lerro	5/17/2018
35	3	310B	Storage Room in IMC/Library	Ceiling	No Access	Yes	Yes	Yes	Yes	Yes	Yes	Yes	Yes	Yes	Yes	Yes	Yes	Yes	4 Wipes, 1 Colorimetric Submitted for Flame AA		Mary Anne Lerro	5/18/2018
36	3	310B	Storage Room in IMC/Library	Floor	No Access	See comments	See comments	See comments	See comments	See comments	See comments	See comments	See comments	See comments	See comments	See comments	See comments	See comments	See comments	See comments	See comments	See comments
37	3	310B	Storage Room in IMC/Library	W1	No Access	Yes	Yes	Yes	Yes	Yes	Yes	Yes	Yes	Yes	Yes	Yes	Yes	Yes	Part of Above		Mary Anne Lerro	5/18/2018
38	3	310B	Storage Room in IMC/Library	W2	No Access	Yes	Yes	Yes	Yes	Yes	Yes	Yes	Yes	Yes	Yes	Yes	Yes	Yes	Part of Above		Mary Anne Lerro	5/18/2018
39	3	310B	Storage Room in IMC/Library	W3	No Access	Yes	Yes	Yes	Yes	Yes	Yes	Yes	Yes	Yes	Yes	Yes	Yes	Yes	Part of Above		Mary Anne Lerro	5/18/2018
40	3	310B	Storage Room in IMC/Library	W4	No Access	Yes	Yes	Yes	Yes	Yes	Yes	Yes	Yes	Yes	Yes	Yes	Yes	Yes	Part of Above		Mary Anne Lerro	5/18/2018
41	3	H37	Hallway from Classroom 308 to Fire Tower	W2	Flaking paint behind radiator	Yes	Yes	Yes	Yes	Yes	Yes	Yes	Yes	Yes	Yes	Yes	Yes	Yes	1 wet wipe was used per 40ft squared section to pass(2 sections)	1 colorimetric wipe was collected and that one wipe was submitted for Flame AA	Isa Haj, Industrial Hygienist	4/16/18
42	3	H37	Hallway from Classroom 308 to Fire Tower	W4	Flaking paint at wall by 308	Yes	Yes	Yes	Yes	Yes	Yes	Yes	Yes	Yes	Yes	Yes	Yes	Yes	2 wet wipes were used per 40ft squared section to pass(9 sections)	2 colorimetric wipes were collected(both passed) and one wipe was submitted for Flame AA	Isa Haj, Industrial Hygienist	4/13/18
43	3	H38	Hallway from Girls Restroom to Boy's Restroom	W1	Flaking paint outside room 305	Yes	Yes	Yes	Yes	Yes	Yes	Yes	Yes	Yes	Yes	Yes	Yes	Yes	1 wet wipe was used per 40ft squared section to pass(10 sections)	2 colorimetric wipes were collected(both passed) and one wipe was submitted for Flame AA	Isa Haj, Industrial Hygienist	4/13/18
44	3	H38	Hallway from Girls Restroom to Boy's Restroom	W3	Flaking paint at pipe by stairwell S36 and on walls at columns and where radiator covers have been pulled away from the walls. Chipped paint at baseboards.	Yes	Yes	Yes	Yes	Yes	Yes	Yes	Yes	Yes	Yes	Yes	Yes	Yes	1 wet wipe was used per 40ft squared section to pass(2 sections)	1 colorimetric wipe was collected and that one wipe was submitted for Flame AA	Isa Haj, Industrial Hygienist	4/16/18
45	3	S310	Fire Tower Stairs	Ceiling	Flaking paint at exterior ceiling.	Yes	Yes	Yes	Yes	Yes	Yes	Yes	Yes	Yes	Yes	Yes	Yes	Yes	1 wet wipe was used per 40ft squared section to pass(2 sections)	1 colorimetric wipe was collected and that one wipe was submitted for Flame AA	Mary Anne Lerro	5/21/18
46	3	S33	Stairwell near Classroom 308	W1	Chipped paint at newel posts	See comments	See comments	See comments	See comments	See comments	See comments	See comments	See comments	See comments	See comments	See comments	See comments	See comments	See comments	Area previously Stabilized. Painting completed	See comments	See comments
47	3	S33	Stairwell near Classroom 308	W4	Chipped paint at doors.	See comments	See comments	See comments	See comments	See comments	See comments	See comments	See comments	See comments	See comments	See comments	See comments	See comments	See comments	Area previously Stabilized. Painting completed	See comments	See comments

Task ID	Floor	Space # (on Floor Plan)	On Site Room Name	Component	Description of Paint and Plaster Damage (i.e. cracking, chipping, gouges, holes, flaking, spalling, efflorescence, significant moisture damage)	Warning signs posted at entrance to work area	Work area contained to prevent spread of dust and debris	All objects in the work area removed or covered (interiors)	HVAC ducts in the work area closed and covered (interiors)	Windows in the work area closed (interiors)	Doors in the work area closed and sealed (interiors)	Doors that must be used in the work area covered to allow passage but prevent spread of dust	Floors in the work area covered with taped-down plastic (interiors)	Waste contained on-site and while being transported off-site	Work site properly cleaned after renovation	All chips and debris picked up, protective sheeting misted, folded dirty side inward, and taped for removal	Work area surfaces and objects cleaned using HEPA vacuum and/or wet cloths or mops (interior)	Certified renovator performed post-renovation cleaning verification	Describe the results of post-renovation cleaning verification, including the number of wet and dry cloths used	If dust clearance testing was performed (instead, attach a copy of the report)	I certify under penalty of law that the previous information is true and complete (name and title)	Date signed		
48	3	S36	Stairwell next to Classroom 301	W1	Chipped paint at newel posts.	See comments	See comments	See comments	See comments	See comments	See comments	See comments	See comments	See comments	See comments	See comments	See comments	See comments	See comments	Area previously Stabilized. Painting completed	See comments	See comments		
49	3	S36	Stairwell next to Classroom 301	W2	Chipped paint at doors	See comments	See comments	See comments	See comments	See comments	See comments	See comments	See comments	See comments	See comments	See comments	See comments	See comments	See comments	See comments	Area previously Stabilized. Painting completed	See comments	See comments	
50	3	S36	Stairwell next to Classroom 301	W3	Spalling paint at roof drain at top landing.	Yes	Yes	Yes	Yes	Yes	Yes	Yes	Yes	Yes	Yes	Yes	Yes	Yes	18 Wet wipes, 2 Colormetric		Isa Haj, Industrial Hygienist	4/30/18		
51	2	201	Classroom 201 Art	W2	Flaking paint below window 2 behind radiator.	Yes	Yes	Yes	Yes	Yes	Yes	Yes	Yes	Yes	Yes	Yes	Yes	Yes	10 Wet Wipes, 1 Colormetric near work area which was submitted for Flame AA and 1 colormetric in center of room (outside sample)		Mary Anne Lerro	6/1/18		
52	2	202	Classroom 202	W4	Spalling below window 2.	Yes	Yes	Yes	Yes	Yes	Yes	Yes	Yes	Yes	Yes	Yes	Yes	Yes	12 Wet Wipes, 4 Colormetric wipes taken, 1 Submitted for Flame AA		Mary Anne Lerro	6/18/2018		
53	2	203	Classroom 203	Ceiling	Flaking paint above window 5	Yes	Yes	Yes	Yes	Yes	Yes	Yes	Yes	Yes	Yes	Yes	Yes	Yes	3 Wet Wipes, 1 Colormetric, 1 Flame AA		Mary Anne Lerro	6/8/2018		
54	2	203	Classroom 203	W3	Flaking paint below window 2, behind radiator below window 3, and at Pipe by window 5.	Same as above	Same as above	Same as above	Same as above	Same as above	Same as above	Same as above	Same as above	Same as above	Same as above	Same as above	Same as above	Same as above	Same as above	Same as above	Same as above	Same as above		
55	2	204	Classroom 204	W1	Flaking paint at wall.	Yes	Yes	Yes	Yes	Yes	Yes	Yes	Yes	Yes	Yes	Yes	Yes	Yes	12 wipes, 3 Colormetric	2 Flame Wipes submitted for Flame AA	Mary Anne Lerro	6/20/2018		
56	2	204	Classroom 204	W3	Flaking paint to right of, below, window 5	Same as above	Same as above	Same as above	Same as above	Same as above	Same as above	Same as above	Same as above	Same as above	Same as above	Same as above	Same as above	Same as above	Same as above	Same as above	Same as above	Same as above		
57	2	205	Classroom 205	W3	Flaking paint at column by window 5, below window 5 and below window 1	Yes	Yes	Yes	Yes	Yes	Yes	Yes	Yes	Yes	Yes	Yes	Yes	Yes	12 Wipes, 4 Colormetric, 1 Flame AA	4 Colormetric wipes	Mary Anne Lerro	6/14/2018		
58	2	206	Classroom 206	Ceiling	Flaking paint above window 1.	See comments	See comments	See comments	See comments	See comments	See comments	See comments	See comments	See comments	See comments	See comments	See comments	See comments	See comments	See comments	No damage noted at time of inspection 7/2/2018			
59	2	207	Classroom 207	W2	Flaking paint at column	Yes	Yes	Yes	Yes	Yes	Yes	Yes	Yes	Yes	Yes	Yes	Yes	Yes	12 Wipes, 4 Colormetric, 1 Flame AA	4 Colormetric wipes	Mary Anne Lerro	6/20/2018		
60	2	208	Classroom 208	W1	Flaking paint below blackboard.	Yes	Yes	Yes	Yes	Yes	Yes	Yes	Yes	Yes	Yes	Yes	Yes	Yes	12 Wipes, 4 Colormetric, 1 Flame AA	4 Colormetric wipes	Mary Anne Lerro	6/20/2018		
61	2	211	Classroom 211	Ceiling	Flaking paint and efflorescence above windows 2 & 6.	same as above	same as above	Yes	Yes	Yes	Yes	Yes	Yes	Yes	Yes	Yes	Yes	Yes	5 wipes, 2 colormetric submitted for Flame AA	2 colormetric wipes	Mary Anne Lerro	5/29/2018		
62	2	211	Classroom 211	W2	Flaking paint at wall by Closet.	same as above	same as above	same as above	same as above	same as above	same as above	same as above	same as above	same as above	same as above	same as above	same as above	Yes	same as above	2 colormetric wipes	Mary Anne Lerro	5/29/2018		
63	2	211	Classroom 211	W3	Flaking paint at wall by window 3	same as above	same as above	same as above	same as above	same as above	same as above	same as above	same as above	same as above	same as above	same as above	same as above	Yes	same as above	2 colormetric wipes	Mary Anne Lerro	5/29/2018		
64	2	201B	Classroom 201 Right Side Storage Closet	W3	Efflorescence on paint.	See comments	See comments	See comments	See comments	See comments	See comments	See comments	See comments	See comments	See comments	See comments	See comments	See comments	See comments	See comments	Painted	See comments	See comments	
65	2	202B	Classroom 202 Coat Closet Area	Ceiling	Flaking paint at ceiling	No Access	No Access	No Access	No Access	No Access	No Access	No Access	No Access	No Access	No Access	No Access	No Access	No Access	No Access	No Access	No Access	No Access		
66	2	202B	Classroom 202 Coat Closet Area	W4	Flaking paint at wall	No Access	No Access	No Access	No Access	No Access	No Access	No Access	No Access	No Access	No Access	No Access	No Access	No Access	No Access	No Access	No Access	No Access		
67	2	203A	Classroom 203 Coat Closet Area	W3	Flaking paint, worn off at window sill.	See comments	See comments	See comments	See comments	See comments	See comments	See comments	See comments	See comments	See comments	See comments	See comments	See comments	See comments	See comments	Area Previously stabilized. No current damage observed	See comments	See comments	
68	2	204A	Classroom 204-A	Ceiling	Flaking paint above window 3.	See comments	See comments	See comments	See comments	See comments	See comments	See comments	See comments	See comments	See comments	See comments	See comments	See comments	See comments	See comments	Previously painted and stabilized	See comments	See comments	
69	2	205A	Classroom 205 Coat Closet Area	W3	Flaking paint above window and behind radiator.	No Access	No Access	No Access	No Access	No Access	No Access	No Access	No Access	No Access	No Access	No Access	No Access	No Access	No Access	No Access	No Access	No Access		
70	2	206A	Classroom 206 Coat Closet Area	W2	Damaged plaster at wall.	See comments	See comments	See comments	See comments	See comments	See comments	See comments	See comments	See comments	See comments	See comments	See comments	See comments	See comments	See comments	No Damage observed. Repainted	See comments	See comments	
71	2	207A	Classroom 207 Coat Closet Area	W1	Flaking paint at wall.	No Access	No Access	No Access	No Access	No Access	No Access	No Access	No Access	No Access	No Access	No Access	No Access	No Access	No Access	No Access	No Access	No Access		
72	2	209/210	Classroom 209/210 Computer Lab	Ceiling	Flaking paint above windows 3 & 9	See comments	See comments	See comments	See comments	See comments	See comments	See comments	See comments	See comments	See comments	See comments	See comments	See comments	See comments	See comments	No Damage found in area	See comments	See comments	
73	2	209/210	Classroom 209/210 Computer Lab	W1	Flaking paint at wall.	See comments	See comments	See comments	See comments	See comments	See comments	See comments	See comments	See comments	See comments	See comments	See comments	See comments	See comments	See comments	See comments	No Damage found in area	See comments	See comments

Task ID	Floor	Space # (on Floor Plan)	On-Site Room Name	Component	Description of Paint and Plaster Damage (i.e. cracking, chipping, gouges, holes, flaking, spalling, efflorescence, significant moisture damage)	Warning signs posted at entrance to work area	Work area contained to prevent spread of dust and debris	All objects in the work area removed or covered (interiors)	HVAC ducts in the work area closed and covered (interiors)	Windows in the work area closed (interiors)	Doors in the work area closed and sealed (interiors)	Doors that must be used in the work area covered to allow passage but prevent spread of dust	Floors in the work area covered with taped-down plastic (interiors)	Waste contained on-site and while being transported off-site	Work site properly cleaned after renovation	All chips and debris picked up, protective sheeting misted, folded dirty side inward, and taped for removal	Work area surfaces and objects cleaned using HEPA vacuum and/or wet cloths or mops (interior)	Certified renovator performed post-renovation cleaning verification	Describe the results of post-renovation cleaning verification, including the number of wet and dry cloths used	If dust clearance testing was performed instead, attach a copy of the report	I certify under penalty of law that the previous information is true and complete (name and title)	Date signed	
74	2	210B	Classroom 209/210 Computer Lab Office Space and Copy Room	Ceiling	Flaking paint above windows	See comments	See comments	See comments	See comments	See comments	See comments	See comments	See comments	See comments	See comments	See comments	See comments	See comments	No Damage found in area	See comments	See comments	See comments	
75	2	210C	Classroom 209/210 Computer Server Room on 210 Side of Room	W3	Flaking paint and damaged plaster.	No Access	No Access	No Access	No Access	No Access	No Access	No Access	No Access	No Access	No Access	No Access	No Access	No Access	No Access	No Access	No Access	No Access	
76	2	211A	Classroom 211 Coat Closet Area	Ceiling	Flaking paint at ceiling	Yes	Yes	Yes	Yes	Yes	Yes	Yes	Yes	Yes	Yes	Yes	Yes	Yes	1 wet wipe was used per 40ft squared	1 wet wipe was used to pass	Mary Anne Lerro	5/29/2018	
77	2	211A	Classroom 211 Coat Closet Area	W1	Flaking paint at wall.	Same as above	Same as above	Same as above	Same as above	Same as above	Same as above	Same as above	Same as above	Same as above	Same as above	Same as above	Same as above	Same as above	1 wet wipe was used per 40ft squared	1 wet wipe was used to pass	Mary Anne Lerro	5/29/2018	
78	2	H25	Hallway from Classroom 208 to Fire Tower Stairs	Floor	Chipped paint and gouges in floor.	See comments	See comments	See comments	See comments	See comments	See comments	See comments	See comments	See comments	See comments	See comments	See comments	See comments	See comments	Peeling Floor paint RRP protocol TBD	See comments	See comments	
79	2	H25	Hallway from Classroom 208 to Fire Tower Stairs	W2	Flaking paint behind radiator.	Yes	Yes	Yes	Yes	Yes	Yes	Yes	Yes	Yes	Yes	Yes	Yes	Yes	1 wet wipe was used per 40ft squared section to pass(2 sections)	1 colorimetric wipe was collected and that one wipe was submitted for Flame AA	Isa Haj, Industrial Hygienist	4/12/18	
80	2	H26	Hallway from Girl's Restroom to Boy's Restroom	Floor	Chipped paint and gouges in floor.	See comments	See comments	See comments	See comments	See comments	See comments	See comments	See comments	See comments	See comments	See comments	See comments	See comments	See comments	Peeling Floor paint RRP protocol TBD	See comments	See comments	
81	2	H26	Hallway from Girl's Restroom to Boy's Restroom	W3	Chipped paint at baseboards.	See comments	See comments	See comments	See comments	See comments	See comments	See comments	See comments	See comments	See comments	See comments	See comments	See comments	See comments	Area previously stabilized. Repainted	See comments	See comments	
82	2	NP11	Fire Tower Stairs Landing Area by Hallway	Ceiling	Flaking paint at ceiling	Yes	Yes	Yes	Yes	Yes	Yes	Yes	Yes	Yes	Yes	Yes	Yes	Yes	1 wet wipe was used per 40ft squared section to pass	1 colorimetric wipe was collected and that one wipe was submitted for Flame AA	Mary Anne Lerro	5/23/18	
83	2	NP11	Fire Tower Stairs Landing Area by Hallway	W1	Flaking paint at exterior doors.	same as above	same as above	same as above	same as above	same as above	same as above	same as above	same as above	same as above	same as above	same as above	same as above	same as above	same as above	same as above	same as above	same as above	
84	2	NP11	Fire Tower Stairs Landing Area by Hallway	W3	Flaking paint at exterior walls	same as above	same as above	same as above	same as above	same as above	same as above	same as above	same as above	same as above	same as above	same as above	same as above	same as above	same as above	same as above	same as above	same as above	
85	2	S23	Stairwell near Classroom 208	W1	Chipped paint at newel posts.	See comments	See comments	See comments	See comments	See comments	See comments	See comments	See comments	See comments	See comments	See comments	See comments	See comments	See comments	See comments	Previously Stabilized. Repainted	See comments	See comments
86	2	S23	Stairwell near Classroom 208	W2	Chipped paint at doors	See comments	See comments	See comments	See comments	See comments	See comments	See comments	See comments	See comments	See comments	See comments	See comments	See comments	See comments	See comments	Previously Stabilized. Repainted	See comments	See comments
87	2	S23	Stairwell near Classroom 208	W4	Cracking paint at wall.	See comments	See comments	See comments	See comments	See comments	See comments	See comments	See comments	See comments	See comments	See comments	See comments	See comments	See comments	See comments	Previously Stabilized. Repainted	See comments	See comments
88	2	S26	Stairwell next to Classroom 201	Floor	Peeling paint at floor.	See comments	See comments	See comments	See comments	See comments	See comments	See comments	See comments	See comments	See comments	See comments	See comments	See comments	See comments	See comments	Peeling Floor paint RRP protocol TBD	See comments	See comments
89	2	S26	Stairwell next to Classroom 201	W1	Small areas of peeling paint at wall. Chipped paint at newel posts.	Yes	Yes	Yes	Yes	Yes	Yes	Yes	Yes	Yes	Yes	Yes	Yes	Yes	18 wet wipes, 2 colorimetric		Isa Haj, Industrial Hygienist	5/4/18	
90	2	S26	Stairwell next to Classroom 201	W2	Chipped paint at doors. Small areas of peeling paint at wall.	Yes	Yes	Yes	Yes	Yes	Yes	Yes	Yes	Yes	Yes	Yes	Yes	Yes	Part of above		Isa Haj, Industrial Hygienist	5/4/18	
91	2	S26	Stairwell next to Classroom 201	W3	Small areas of peeling paint at wall.	Yes	Yes	Yes	Yes	Yes	Yes	Yes	Yes	Yes	Yes	Yes	Yes	Yes	Part of above		Isa Haj, Industrial Hygienist	5/4/18	

Task ID	Floor	Space # (on Floor Plan)	On Site Room Name	Component	Description of Paint and Plaster Damage (i.e. cracking, chipping, gouges, holes, flaking, spalling, efflorescence, significant moisture damage)	Warning signs posted at entrance to work area	Work area contained to prevent spread of dust and debris	All objects in the work area removed or covered (interiors)	HVAC ducts in the work area closed and covered (interiors)	Windows in the work area closed (interiors)	Doors in the work area closed and sealed (interiors)	Doors that must be used in the work area covered to allow passage but prevent spread of dust	Floors in the work area covered with taped-down plastic (interiors)	Waste contained on-site and while being transported off-site	Work site properly cleaned after renovation	All chips and debris picked up, protective sheeting misted, folded dirty side inward, and taped for removal	Work area surfaces and objects cleaned using HEPA vacuum and/or wet cloths or mops (interior)	Certified renovator performed post-renovation cleaning verification	Describe the results of post-renovation cleaning verification, including the number of wet and dry cloths used	If dust clearance testing was performed instead, attach a copy of the report	I certify under penalty of law that the previous information is true and complete (name and title)	Date signed	
92	2	S26	Stairwell next to Classroom 201	W4	Small areas of peeling paint at wall.	Yes	Yes	Yes	Yes	Yes	Yes	Yes	Yes	Yes	Yes	Yes	Yes	Yes	Part of above		Isa Haj, Industrial Hygienist	5/4/18	
93	1	101	Classroom 101 Pre-School	W2	Flaking paint at wall (near 101E), on baseboard by window, at window sill, and on pipe by window.	Yes	Yes	Yes	Yes	Yes	Yes	Yes	Yes	Yes	Yes	Yes	Yes	Yes	2 Wet Wipes, 1 Colorimetric		Mary Anne Lerro	6/25/2018	
94	1	101	Classroom 101 Pre-School	W3	Flaking paint at wall.	Same as above	Same as above	Same as above	Same as above	Same as above	Same as above	Same as above	Same as above	Same as above	Same as above	Same as above	Same as above	Same as above	Same as above	Same as above	Same as above	Same as above	
95	1	102	Classroom 102	W4	Flaking paint near ceiling to right of Window 4	Yes	Yes	Yes	Yes	Yes	Yes	Yes	Yes	Yes	Yes	Yes	Yes	Yes	1 wet wipe, 2 colorimetric		Isa Haj, Industrial Hygienist	5/4/18	
96	1	103	Classroom 103	W3	Flaking paint at wall below window 5.	Yes	Yes	Yes	Yes	Yes	Yes	Yes	Yes	Yes	Yes	Yes	Yes	Yes	2 wet wipes, 1 colorimetric		Mary Anne Lerro	6/25/2018	
97	1	106	Classroom 106	W2	Flaking paint at wall and at column.	Yes	Yes	Yes	Yes	Yes	Yes	Yes	Yes	Yes	Yes	Yes	Yes	Yes	4 Wet Wipes, 1 Colorimetric		Mary Anne Lerro	6/26/2018	
98	1	107	Hallway from Bilingual Support Office to Nurse's Office	W1	Flaking paint at wall above cabinet.	See comments	See comments	See comments	See comments	See comments	See comments	See comments	See comments	See comments	See comments	See comments	See comments	See comments	See comments	Previously painted. No stabilizaton needed at time of inspection			
99	1	109	Classroom 109	W3	Flaking paint at wall adjacent to right side exit door.	See comments	See comments	See comments	See comments	See comments	See comments	See comments	See comments	See comments	See comments	See comments	See comments	See comments	See comments	See comments	Previously stabilized	See comments	See comments
100	1	110	Classroom 110	W2	Flaking paint at wall by closet.	Yes	Yes	Yes	Yes	Yes	Yes	Yes	Yes	Yes	Yes	Yes	Yes	Yes	3 wet wipes, 1 colorimetric		Mary Anne Lerro	6/12/2018	
101	1	110	Classroom 110	W3	Flaking paint at wall behind radiator cage.	Same as above	Same as above	Same as above	Same as above	Same as above	Same as above	Same as above	Same as above	Same as above	Same as above	Same as above	Same as above	Same as above	Same as above	Same as above	Same as above	Same as above	
102	1	101B	Classroom 101 Front Office on Right	W4	Flaking paint adjacent to Window 2.	See comments	See comments	See comments	See comments	See comments	See comments	See comments	See comments	See comments	See comments	See comments	See comments	See comments	See comments	See comments	No access locked	See comments	
103	1	101E	Classroom 101 Restroom	W2	Flaking paint on and behind radiator.	See comments	See comments	See comments	See comments	See comments	See comments	See comments	See comments	See comments	See comments	See comments	See comments	See comments	See comments	See comments	No Damage found in this area	See comments	See comments
104	1	102B	Classroom 102 Coat Closet Area	W3	Flaking, cracking paint at wall behind shelf.	Yes	Yes	Yes	Yes	Yes	Yes	Yes	Yes	Yes	Yes	Yes	Yes	Yes	4 wet wipes, 1 colorimetric		Isa Haj, Industrial Hygienist	5/4/18	
105	1	103A	Classroom 103 Coat Closet Area	W4	Flaking paint at wall.	Yes	Yes	Yes	Yes	Yes	Yes	Yes	Yes	Yes	Yes	Yes	Yes	Yes	4 wet wipes, 1 colorimetric		Mary Anne Lerro	6/25/2018	
106	1	104A	Classroom 104 Coat Closet Area	W2	Flaking paint at wall.	Yes	Yes	Yes	Yes	Yes	Yes	Yes	Yes	Yes	Yes	Yes	Yes	Yes			Mary Anne Lerro	6/26/2018	
107	1	104A	Classroom 104 Coat Closet Area	W3	Flaking paint at wall.	Same as above	Same as above	Same as above	Same as above	Same as above	Same as above	Same as above	Same as above	Same as above	Same as above	Same as above	Same as above	Same as above	Same as above	Same as above	Same as above	Same as above	
108	1	104E	Main Office	W2	Chipped paint at wall by front desk	Yes	Yes	Yes	Yes	Yes	Yes	Yes	Yes	Yes	Yes	Yes	Yes	Yes	2 Wet wipes, 1 Colorimetric, 1 submitted for Flame AA		Mary Anne Lerro	7/2/2018	
109	1	104E	Main Office	W3	Chipped paint at Window 3 window sill	Same as above	Same as above	Same as above	Same as above	Same as above	Same as above	Same as above	Same as above	Same as above	Same as above	Same as above	Same as above	Same as above	Same as above	Same as above	Same as above	Same as above	
110	1	104B	Main Office	W4	Spalling paint at wall to the right, immediately upon entering the Main Office	Same as above	Same as above	Same as above	Same as above	Same as above	Same as above	Same as above	Same as above	Same as above	Same as above	Same as above	Same as above	Same as above	Same as above	Same as above	Same as above	Same as above	
111	1	104C	Principal's Office	W1	Flaking paint on wall below white board.	Yes	Yes	Yes	Yes	Yes	Yes	Yes	Yes	Yes	Yes	Yes	Yes	Yes	1 Wet wipe, 1 Colorimetric, 1 submitted for Flame AA	Minor spackling done on 1 foot of wall, all walls repainted	Mary Anne Lerro	7/2/2018	
112	1	104C	Principal's Office	W3	Flaking paint at wall.	Same as above	Same as above	Same as above	Same as above	Same as above	Same as above	Same as above	Same as above	Same as above	Same as above	Same as above	Same as above	Same as above	Same as above	Same as above	Same as above	Same as above	
113	1	104C	Principal's Office	W4	Flaking paint at wall behind pipe and below window.	Same as above	Same as above	Same as above	Same as above	Same as above	Same as above	Same as above	Same as above	Same as above	Same as above	Same as above	Same as above	Same as above	Same as above	Same as above	Same as above	Same as above	
114	1	105A	Classroom 105 Rear Coat Closet Area	W2	Flaking paint on wall leading to classroom	Yes	Yes	Yes	Yes	Yes	Yes	Yes	Yes	Yes	Yes	Yes	Yes	Yes	3 Wet Wipes, 1 Colorimetric, 1 submitted for Flame AA	1 colorimetric wipe was collected and that one wipe was submitted for Flame AA	Mary Anne Lerro	6/28/2018	
115	1	105A	Classroom 105 Rear Coat Closet Area	W3	Flaking paint above window	Same as above	Same as above	Same as above	Same as above	Same as above	Same as above	Same as above	Same as above	Same as above	Same as above	Same as above	Same as above	Same as above	Same as above	Same as above	Same as above	Same as above	
116	1	106A	Boys Restroom next to Classroom 106	W2	Flaking paint above tile on wall.	Yes	Yes	Yes	Yes	Yes	Yes	Yes	Yes	Yes	Yes	Yes	Yes	Yes	3 wet wipes were used per 40ft squared section to pass(4 sections)	1 colorimetric wipe was collected and that one wipe was submitted for Flame AA	Isa Haj, Industrial Hygienist	4/23/18	

Task ID	Floor	Space # (on Floor Plan)	On Site Room Name	Component	Description of Paint and Plaster Damage (i.e. cracking, chipping, gouges, holes, flaking, spalling, efflorescence, significant moisture damage)	Warning signs posted at entrance to work area	Work area contained to prevent spread of dust and debris	All objects in the work area removed or covered (interiors)	HVAC ducts in the work area closed and covered (interiors)	Windows in the work area closed (interiors)	Doors in the work area closed and sealed (interiors)	Doors that must be used in the work area covered to allow passage but prevent spread of dust	Floors in the work area covered with taped-down plastic (interiors)	Waste contained on-site and while being transported off-site	Work site properly cleaned after renovation	All chips and debris picked up, protective sheeting misted, folded dirty side inward, and taped for removal	Work area surfaces and objects cleaned using HEPA vacuum and/or wet cloths or mops (interior)	Certified renovator performed post-renovation cleaning verification	Describe the results of post-renovation cleaning verification, including the number of wet and dry cloths used	If dust clearance testing was performed instead, attach a copy of the report	I certify under penalty of law that the previous information is true and complete (name and title)	Date signed	
117	1	106B	Classroom 106 Rear Coat Closet Area	W2	Flaking paint at wall.	See comments	See comments	See comments	See comments	See comments	See comments	See comments	See comments	See comments	See comments	See comments	See comments	See comments	See comments	Painted prior. No signs of a need for stabilization			
118	1	106B	Classroom 106 Rear Coat Closet Area	W3	Flaking paint at wall.	Same as above	Same as above	Same as above	Same as above	Same as above	Same as above	Same as above	Same as above	Same as above	Same as above	Same as above	Same as above	Same as above	Same as above				
119	1	107A	Bilingual Support Office	W2	Flaking paint at wall between windows and behind radiator.	Yes	Yes	Yes	Yes	Yes	Yes	Yes	Yes	Yes	Yes	Yes	Yes	Yes	2 Wet wipes, 1 Colormetric	1 Colormetric Wipe submitted for Flame AA	Mary Anne Lerro	6/25/2018	
120	1	107B	STS Office next to Nurse's Office	W3	Flaking paint at wall by window.	Yes	Yes	Yes	Yes	Yes	Yes	Yes	Yes	Yes	Yes	Yes	Yes	Yes	2 Wet wipes, 1 Colormetric	1 Colormetric Wipe submitted for Flame AA	Mary Anne Lerro	6/25/2018	
121	1	107C	Nurse's Office	W1	Flaking paint at door.	Yes	Yes	Yes	Yes	Yes	Yes	Yes	Yes	Yes	Yes	Yes	Yes	Yes	2 Wet wipes, 1 Colormetric	1 Colormetric Wipe submitted for Flame AA	Mary Anne Lerro	6/25/2018	
122	1	108A	Classroom 108	Ceiling	Flaking paint above windows 2, 3, & 5	Yes	Yes	Yes	Yes	Yes	Yes	Yes	Yes	Yes	Yes	Yes	Yes	Yes	4 Wet Wipes, 2 Colormetric. (Took additional Colormetric over required amount for good measure as work area was spread throughout the Classroom)	1 Colormetric Wipe submitted for Flame AA	Mary Anne Lerro	6/28/2018	
123	1	108A	Classroom 108	W3	Flaking paint at pipe	Same as above	Same as above	Same as above	Same as above	Same as above	Same as above	Same as above	Same as above	Same as above	Same as above	Same as above	Same as above	Same as above	Same as above	Same as above	Same as above	Same as above	
124	1	109A	Classroom 109 Boy's and Girl's Restroom	W1	Flaking paint at pipe.	Yes	Yes	Yes	Yes	Yes	Yes	Yes	Yes	Yes	Yes	Yes	Yes	Yes	1 Wet Wipe, 1 Colormetric, 1 Submitted for Flame AA		Mary Anne Lerro	6/28/2018	
125	1	110A	Classroom 110 Coat Closet Area	W2	Flaking paint at pipe.	Yes	Yes	Yes	Yes	Yes	Yes	Yes	Yes	Yes	Yes	Yes	Yes	Yes	1 Wet Wipe, 1 Colormetric, 1 Submitted for Flame AA		Mary Anne Lerro	7/2/2018	
126	1	H13	Hallway from Rooms 107 A-B-C to Fire Tower Stairs	W2	Flaking paint behind radiator	Yes	Yes	Yes	Yes	Yes	Yes	Yes	Yes	Yes	Yes	Yes	Yes	Yes	2 wet wipes were used per 40ft squared section to pass(3 sections)	1 colorimetric wipe was collected and that one wipe was submitted for Flame AA	Isa Haj, Industrial Hygienist	4/23/18	
127	1	H14	Hallway from Boy's Restroom to Girl's Restroom	W1	Flaking paint and delaminated plaster at wall adjacent to entrance foyer. Flaking paint outside Room 103.	Yes	Yes	Yes	Yes	Yes	Yes	Yes	Yes	Yes	Yes	Yes	Yes	Yes	3 wet wipes were used per 40ft squared section to pass(17 sections)	5 colorimetric wipes were collected and two wipes were submitted for Flame AA	Isa Haj, Industrial Hygienist	4/19/18	
128	1	H14	Hallway from Boy's Restroom to Girl's Restroom	W3	Flaking paint at wall between classrooms 106 and 109. Flaking point at wall across from Room 104. Chipped paint at baseboards.	Yes	Yes	Yes	Yes	Yes	Yes	Yes	Yes	Yes	Yes	Yes	Yes	Yes	Part of above	Part of above	Isa Haj, Industrial Hygienist	4/19/18	
129	1	S110	Fire Tower Stairs near Rooms 107 A-B-C	Ceiling	Flaking paint at ceiling of exterior vestibule.	Yes	Yes	Yes	Yes	Yes	Yes	Yes	Yes	Yes	Yes	Yes	Yes	Yes	3 Wipes, 1 Colormetric (not submitted for Flame per SDP new Fire Stair Protocol) . Colormetric Failed.		Mary Anne Lerro	6/1/18	
130	1	S110	Fire Tower Stairs near Rooms 107 A-B-C	W1	Chipped and flaking paint at newel posts and railings.	Yes	Yes	Yes	Yes	Yes	Yes	Yes	Yes	Yes	Yes	Yes	Yes	Yes	Part of above		Part of above	6/1/18	
131	1	S110	Fire Tower Stairs near Rooms 107 A-B-C	W2	Chipped paint at door	Yes	Yes	Yes	Yes	Yes	Yes	Yes	Yes	Yes	Yes	Yes	Yes	Yes	Part of above		Part of above	6/1/18	
132	1	S110	Fire Tower Stairs near Rooms 107 A-B-C	W4	Flaking paint at wall by door to schoolyard. Flaking paint at wall in exterior vestibule.	Yes	Yes	Yes	Yes	Yes	Yes	Yes	Yes	Yes	Yes	Yes	Yes	Yes	Part of above		Part of above	6/1/18	
133	1	S112	Main Entrance to School Building Stairs	W1	Flaking and chipping paint at push bar for front door and the door casing.	Yes	Yes	Yes	Yes	Yes	Yes	Yes	Yes	Yes	Yes	Yes	Yes	Yes	2 Wet wipes, 1 Colormetric		Isa Haj, Industrial Hygienist	4/27/18	
134	1	S13	Stairwell near Rooms 107 A-B-C	W1	Chipped and flaking paint at newel posts and railings. Chipping paint at doors	See comments	See comments	See comments	See comments	See comments	See comments	See comments	See comments	See comments	See comments	See comments	See comments	See comments	See comments	Painting- no stabilization needed. No wipes in this area.			
135	1	S13	Stairwell near Rooms 107 A-B-C	W3	Flaking paint at pipe.	Same as above	Same as above	Same as above	Same as above	Same as above	Same as above	Same as above	Same as above	Same as above	Same as above	Same as above	Same as above	Same as above	Same as above	Same as above	Same as above	Same as above	Same as above

Task ID	Floor	Space # (on Floor Plan)	On-Site Room Name	Component	Description of Paint and Plaster Damage (i.e. cracking, chipping, gouges, holes, flaking, spalling, efflorescence, significant moisture damage)	Warning signs posted at entrance to work area	Work area contained to prevent spread of dust and debris	All objects in the work area removed or covered (interiors)	HVAC ducts in the work area closed and covered (interiors)	Windows in the work area closed (interiors)	Doors in the work area closed and sealed (interiors)	Doors that must be used in the work area covered to allow passage but prevent spread of dust	Floors in the work area covered with taped-down plastic (interiors)	Waste contained on-site and while being transported off-site	Work site properly cleaned after renovation	All chips and debris picked up, protective sheeting misted, folded dirty side inward, and taped for removal	Work area surfaces and objects cleaned using HEPA vacuum and/or wet cloths or mops (interior)	Certified renovator performed post-renovation cleaning verification	Describe the results of post-renovation cleaning verification, including the number of wet and dry cloths used	If dust clearance testing was performed instead, attach a copy of the report	I certify under penalty of law that the previous information is true and complete (name and title)	Date signed		
136	1	S16	Stairwell next to Classroom 101	W1	Chipped paint at newel post and railings	Yes	Yes	Yes	Yes	Yes	Yes	Yes	Yes	Yes	Yes	Yes	Yes	Yes	3 Wet wipes, 1 Colormetric		Mary Anne Lerro	5/17/2018		
137	1	S16	Stairwell next to Classroom 101	W2	Chipped paint at doors.	Yes	Yes	Yes	Yes	Yes	Yes	Yes	Yes	Yes	Yes	Yes	Yes	Yes	Part of Above		Mary Anne Lerro	5/17/2018		
138	0	002	Girls Restroom	Floor	Chipping paint at floor.	See comments	See comments	See comments	See comments	See comments	See comments	See comments	See comments	See comments	See comments	See comments	See comments	See comments	See comments	Peeling Floor paint RRP protocol TBD	See comments	See comments		
139	0	002	Girls Restroom	W3	Flaking paint at right side of room near where pipes enter ceiling.	Yes	Yes	Yes	Yes	Yes	Yes	Yes	Yes	Yes	Yes	Yes	Yes	Yes	45 Wet wipes, 5 Colormetric		Isa Haj, Industrial Hygienist	4/30/18		
140	0	005	Music Classroom	Ceiling	Flaking paint on ductwork.	Yes	Yes	Yes	Yes	Yes	Yes	Yes	Yes	Yes	Yes	Yes	Yes	Yes	12 Wet Wipes, 4 Colormetric Wipes, 2 of those Colormetric were submitted for Flame AA		Mary Anne Lerro	6/5/2018		
141	0	005	Music Classroom	W2	Flaking paint at baseboard	Yes	Yes	Yes	Yes	Yes	Yes	Yes	Yes	Yes	Yes	Yes	Yes	Yes	Same as above		Mary Anne Lerro	6/5/2018		
142	0	005	Music Classroom	W3	Flaking paint at drain pipe near ceiling	Yes	Yes	Yes	Yes	Yes	Yes	Yes	Yes	Yes	Yes	Yes	Yes	Yes	Same as above		Mary Anne Lerro	6/5/2018		
143	0	006	Storage Room next to Gym Office	Ceiling	No Access	Yes	Yes	Yes	Yes	Yes	Yes	Yes	Yes	Yes	Yes	Yes	Yes	Yes	4 Wipes, 1 Colormetric		Mary Anne Lerro	5/23/18		
144	0	006	Storage Room next to Gym Office	Floor	No Access	See comments	See comments	See comments	See comments	See comments	See comments	See comments	See comments	See comments	See comments	See comments	See comments	See comments	See comments	Peeling Floor paint RRP protocol TBD	See comments	See comments		
145	0	006	Storage Room next to Gym Office	W1	No Access	Yes	Yes	Yes	Yes	Yes	Yes	Yes	Yes	Yes	Yes	Yes	Yes	Yes	4 Wipes, 1 Colormetric		Mary Anne Lerro	5/23/18		
146	0	006	Storage Room next to Gym Office	W2	No Access	Yes	Yes	Yes	Yes	Yes	Yes	Yes	Yes	Yes	Yes	Yes	Yes	Yes	4 Wipes, 1 Colormetric		Mary Anne Lerro	5/23/18		
147	0	006	Storage Room next to Gym Office	W3	No Access	Yes	Yes	Yes	Yes	Yes	Yes	Yes	Yes	Yes	Yes	Yes	Yes	Yes	4 Wipes, 1 Colormetric		Mary Anne Lerro	5/23/18		
148	0	006	Storage Room next to Gym Office	W4	No Access	Yes	Yes	Yes	Yes	Yes	Yes	Yes	Yes	Yes	Yes	Yes	Yes	Yes	4 Wipes, 1 Colormetric		Mary Anne Lerro	5/23/18		
149	0	007	Kitchen	Ceiling	Flaking paint, efflorescence.	Yes	Yes	Yes	Yes	Yes	Yes	Yes	Yes	Yes	Yes	Yes	Yes	Yes			Mary Anne Lerro	6/6/2018		
150	0	007	Kitchen	W3	Flaking paint, efflorescence.	Yes	Yes	Yes	Yes	Yes	Yes	Yes	Yes	Yes	Yes	Yes	Yes	Yes			Mary Anne Lerro	6/6/2018		
151	0	007	Kitchen	W4	Flaking paint at Column in center of area.	Yes	Yes	Yes	Yes	Yes	Yes	Yes	Yes	Yes	Yes	Yes	Yes	Yes			Mary Anne Lerro	6/6/2018		
152	0	008	School Store between Kitchen and Building Engineer's Office	Ceiling	No Access	See comments	See comments	See comments	See comments	See comments	See comments	See comments	See comments	See comments	See comments	See comments	See comments	See comments	See comments	See comments	Previously stabilized	See comments	See comments	
153	0	008	School Store between Kitchen and Building Engineer's Office	Floor	No Access	See comments	See comments	See comments	See comments	See comments	See comments	See comments	See comments	See comments	See comments	See comments	See comments	See comments	See comments	See comments	Peeling Floor paint RRP protocol TBD	See comments	See comments	
154	0	008	School Store between Kitchen and Building Engineer's Office	W1	No Access	See comments	See comments	See comments	See comments	See comments	See comments	See comments	See comments	See comments	See comments	See comments	See comments	See comments	See comments	See comments	See comments	Previously stabilized	See comments	See comments
155	0	008	School Store between Kitchen and Building Engineer's Office	W2	No Access	See comments	See comments	See comments	See comments	See comments	See comments	See comments	See comments	See comments	See comments	See comments	See comments	See comments	See comments	See comments	See comments	Previously stabilized	See comments	See comments

Task ID	Floor	Space # (on Floor Plan)	On-Site Room Name	Component	Description of Paint and Plaster Damage (i.e. cracking, chipping, gouges, holes, flaking, spalling, efflorescence, significant moisture damage)	Warning signs posted at entrance to work area	Work area contained to prevent spread of dust and debris	All objects in the work area removed or covered (interiors)	HVAC ducts in the work area closed and covered (interiors)	Windows in the work area closed (interiors)	Doors in the work area closed and sealed (interiors)	Doors that must be used in the work area covered to allow passage but prevent spread of dust	Floors in the work area covered with taped-down plastic (interiors)	Waste contained on-site and while being transported off-site	Work site properly cleaned after renovation	All chips and debris picked up, protective sheeting misted, folded dirty side inward, and taped for removal	Work area surfaces and objects cleaned using HEPA vacuum and/or wet cloths or mops (interior)	Certified renovator performed post-renovation cleaning verification	Describe the results of post-renovation cleaning verification, including the number of wet and dry cloths used	If dust clearance testing was performed instead, attach a copy of the report	I certify under penalty of law that the previous information is true and complete (name and title)	Date signed	
156	0	008	School Store between Kitchen and Building Engineer's Office	W3	No Access	See comments	See comments	See comments	See comments	See comments	See comments	See comments	See comments	See comments	See comments	See comments	See comments	See comments	See comments	Previously stabilized	See comments	See comments	
157	0	008	School Store between Kitchen and Building Engineer's Office	W4	No Access	See comments	See comments	See comments	See comments	See comments	See comments	See comments	See comments	See comments	See comments	See comments	See comments	See comments	See comments	See comments	Previously stabilized	See comments	See comments
158	0	009	Gymnasium / Auditorium / Cafeteria	W2	Flaking paint at interior brick wall.	Yes	Yes	Yes	Yes	Yes	Yes	Yes	Yes	Yes	Yes	Yes	Yes	Yes	3 wet wipes were used per 40ft squared section to pass(4 sections)	1 colorimetric wipe was collected and that one wipe was submitted for Flame AA	Isa Haj, Industrial Hygienist	4/26/18	
159	0	009	Gymnasium / Auditorium / Cafeteria	W3	Flaking paint at "Effort" Radiator Cover.	Yes	Yes	Yes	Yes	Yes	Yes	Yes	Yes	Yes	Yes	Yes	Yes	Yes	3 wet wipes were used per 40ft squared section to pass(4 sections)	1 colorimetric wipe was collected and that one wipe was submitted for Flame AA	Isa Haj, Industrial Hygienist	4/26/18	
160	0	015	Boy's Restroom	Ceiling	Damaged plaster - ceiling mounted radiator	Yes	Yes	Yes	Yes	Yes	Yes	Yes	Yes	Yes	Yes	Yes	Yes	Yes	3 wet wipe was used per 40ft squared section to pass(8 sections)	2 colorimetric wipes were collected from inside the work area and one wipe was submitted for Flame AA. 1 colorimetric was collected from outside the work area and it was submitted Flame AA	Isa Haj, Industrial Hygienist	4/26/18	
161	0	017	Gym Teacher's Office and Storage	W1	Chipping paint at door to Office.	Yes	Yes	Yes	Yes	Yes	Yes	Yes	Yes	Yes	Yes	Yes	Yes	Yes	2 Wet wipes	2 Colorimetric and 1 submitted for Flame AA	Mary Anne Lerro	7/5/2018	
162	0	018	Storage Room across from Music Room	W3	Plaster debris on shelf near musical instruments	See comments	See comments	See comments	See comments	See comments	See comments	See comments	See comments	See comments	See comments	See comments	See comments	See comments	See comments	No Access	See comments	See comments	
163	0	005A	Music Classroom Office	W4	Flaking paint at pipe in corner.	See comments	See comments	See comments	See comments	See comments	See comments	See comments	See comments	See comments	See comments	See comments	See comments	See comments	See comments	See comments	No Access	See comments	See comments
164	0	H01	Halfway from Boy's Restroom to Outside Exit Door by Storage Rooms	Floor	Chipping, scraped paint on concrete flooring	See comments	See comments	See comments	See comments	See comments	See comments	See comments	See comments	See comments	See comments	See comments	See comments	See comments	See comments	See comments	Peeling Floor paint RRP protocol TBD	See comments	See comments
165	0	H02	Halfway from Music Classroom to Outside Exit Door	Floor	Chipped paint and gouges in floor.	See comments	See comments	See comments	See comments	See comments	See comments	See comments	See comments	See comments	See comments	See comments	See comments	See comments	See comments	See comments	Peeling Floor paint RRP protocol TBD	See comments	See comments
166	0	S03	Stairwell near Boy's Restroom	W1	Chipping paint at newel post of railing.	Yes	Yes	Yes	Yes	Yes	Yes	Yes	Yes	Yes	Yes	Yes	Yes	Yes	3 wet wipe was used per 40ft squared section to pass	1 Colorimetric wipe taken and submitted for Flame AA	Mary Anne Lerro	5/21/18	
167	0	S03	Stairwell near Boy's Restroom	W3	Flaking paint and efflorescence at wall by Storage NP-4	Yes	Yes	Yes	Yes	Yes	Yes	Yes	Yes	Yes	Yes	Yes	Yes	Yes	3 wet wipe was used per 40ft squared section to pass	1 Colorimetric wipe taken and submitted for Flame AA	Mary Anne Lerro	5/21/18	
168	0	S06	Stairwell near Music Classroom	Floor	Flaking paint at stair nser near landing between 1st Floor and Basement	See comments	See comments	See comments	See comments	See comments	See comments	See comments	See comments	See comments	See comments	See comments	See comments	See comments	See comments	See comments	Peeling Floor paint RRP protocol TBD	See comments	See comments
169	0	S06	Stairwell near Music Classroom	W1	Chipped and flaking paint at newel posts and railings.	See comments	See comments	See comments	See comments	See comments	See comments	See comments	See comments	See comments	See comments	See comments	See comments	See comments	See comments	See comments	Painting only needed no stabilization needed	See comments	See comments
170	0	S06	Stairwell near Music Classroom	W2	Chipped paint at doors.	See comments	See comments	See comments	See comments	See comments	See comments	See comments	See comments	See comments	See comments	See comments	See comments	See comments	See comments	See comments	Painting only needed no stabilization needed	See comments	See comments
171	0	S06	Stairwell near Music Classroom	W4	Flaking paint at wall adjacent to Gym/Cafe.	See comments	See comments	See comments	See comments	See comments	See comments	See comments	See comments	See comments	See comments	See comments	See comments	See comments	See comments	See comments	Painting only needed no stabilization needed	See comments	See comments
172	2		Boy's Restroom	W4	Flaking paint above tile on wall.	Yes	Yes	Yes	Yes	Yes	Yes	Yes	Yes	Yes	Yes	Yes	Yes	Yes	1 wet wipe was used per 40ft squared section to pass(4 sections)	1 colorimetric wipe was collected and that one wipe was submitted for Flame AA	Isa Haj, Industrial Hygienist	4/10/18	
173	3	H38	Halfway from Girls Restroom to Boy's Restroom	W1	Cracking paint outside room 304	Yes	Yes	Yes	Yes	Yes	Yes	Yes	Yes	Yes	Yes	Yes	Yes	Yes	1 wet wipe was used per 40ft squared section to pass(2 sections)	1 colorimetric wipe was collected and that one wipe was submitted for Flame AA	Isa Haj, Industrial Hygienist	4/17/18	

Appendix C. Oversight Table

Task ID	ULCS#	E l e m e n t	F l o o r	Space # (on Floor Plan)	Space Type	On Site Room Name	Component	Description of Paint and Plaster Damage (i.e. cracking, chipping, gouges, holes, flaking, spalling, efflorescence, significant moisture damage)	Pre-Cleaning Completed (date)	Contents Moved (date)	Work Area Prepped (date)	Surfaces Stabilized (date)	Contents Back in Place (date)	Final Inspection Approval and Photos (date)	Square Footage of Work Area	Number of Required RRP Wipes	Number of Colorimetric Wipes Used to Pass	Final Colorimetric Wipe Submitted for AAS Analysis (yes/no)	AAS Analysis Results	Other Notes or Comments	
1	2510	1	3	301	Primary	Classroom 301	W3	Cracked paint at wall.	5/25/18	5/25/18	5/25/18	5/25/18	5/25/18		280	14	3	Yes	Floor - <20 ug/ft2; Outside of Work Area on Desktop - <20 ug/ft2	Two colorimetric inside the work area and one outside work area	
2	2510	1	3	302	Primary	Classroom 302	W2	Flaking paint below bulletin board.	4/30/2018	Prior	4/30/18	5/2/18	5/2/18	5/2/18	540	14	5	Yes	Floor - <20 ug/ft2; Outside of Work Area on Desktop - <20 ug/ft2	4 colorimetric inside the work area and one outside the work area	
3	2510	1	3	302	Primary	Classroom 302	W4	Flaking paint on window sills, on window aprons, and behind radiators	4/30/2018	Prior	4/30/18	5/2/18	5/2/18	5/2/18	Part of Above	Part of Above	Part of Above	Part of Above			
4	2510	1	3	303	Primary	Classroom 303	W1	Flaking paint at wall by entrance and below bulletin board.	prior	prior	6/12/2018	6/13/2018	6/13/2018	6/13/2018	480	12	3	Yes	<20 ug/ft2	Colorimetric wipes passed	
5	2510	1	3	303	Primary	Classroom 303	W3	Flaking paint and damaged plaster at Window 1	Same as above	Same as above	Same as above	Same as above	Same as above	Same as above	Same as above	Same as above	Same as above	Same as above	Same as above	Same as above	Same as above
6	2510	1	3	304	Primary	Classroom 304	W1	Flaking paint at wall by entrance	5/25/18	5/25/18	5/25/18	5/25/18	5/25/18		240	12	3	Yes	Floor - <20 ug/ft2, OWA Desktop - <20ug/ft2	Two colorimetric inside the work area and one outside work area	
7	2510	1	3	306	Primary	Classroom 306	W1	Flaking paint at wall by entrance.	5/25/18	5/25/18	5/25/18	5/25/18	5/25/18		240	6	3	Yes	5/25/18 - Floor - 32 ug/ft2, Outside of Work Area on Desktop - 22 ug/ft2; 05/29/18 - Floor - <20 ug/ft2 (retest), OWA on Desktop - <20ug/ft2 (retest)	Two colorimetric inside the work area and one outside work area	
8	2510	1	3	307	Primary	Classroom 307	Ceiling	Flaking paint at ceiling above window 3	6/1/18	6/1/18	6/1/18	6/1/18	6/1/18		120	3		No (Per new SDP Fire Stair protocol)		1 Colorimetric Failed. Will be redeaned for retest 6/11/2018	
9	2510	1	3	307	Primary	Classroom 307	W3	Flaking paint at column by window 5	6/1/18	6/1/18	6/1/18	6/1/18	6/1/18		40	1	1	Yes	<20 ug/ft2	1 Colorimetric taken at specific work area	
10	2510	1	3	308	Primary	Classroom 308	W2	Flaking paint at wall by teachers desk	Prior	Prior	5/14/18	5/15/18	5/15/18	5/15/18	355	9	4	Yes	Floor - <20 ug/ft2; OWA on Desktop - <20 ug/ft2.	Three colorimetric inside the work area and one outside the work area	
11	2510	1	3	308	Primary	Classroom 308	W3	Flaking paint at window 3 window sill and below window	Part of Above	Part of Above	Part of Above										
12	2510	1	3	309	Administrative Office	IMC Office	W1	Damaged plaster by entrance door	5/11/18	5/11/18	5/11/18	5/11/18	5/11/18	5/11/18	25	1	2	Yes	Floor - <20 ug/ft2; OWA on Tabletop - <20 ug/ft2	One colorimetric inside the work area and another outside the work area	
13	2510	1	3	309	Administrative Office	IMC Office	W3	Paint/Plaster debris on window sill.	5/11/18	5/11/18	5/11/18	5/11/18	5/11/18	5/11/18	35	1	1	Yes	<20 ug/ft2		
14	2510	1	3	310	IMC (Library)	IMC/Library	W3	Paint/Plaster debris on window sills. Flaking paint behind radiators.	Prior	Prior	5/15/2018	5/15 through 5/16/18	5/16/2018		<40 in 3 separate Radiator areas along W3 (120 total)	3	4	Yes	Floors <20 ug/ft2; <20 ug/ft2; <20 ug/ft2, OWA on Bookcase <20 ug/ft2	One Colorimetric Wipe was taken outside work area in the center of the room on cleaned bookcase	
15	2510	1	3	301A	Storage	Storage Closet next to Classroom 301	Ceiling	Flaking paint at ceiling	Not completed	5/7/18	5/7/18	5/8/18	5/16/2018	5/8/18	140	4	1	Yes	5/8/18 - 83 ug/ft2; 5/10/18 - 76 ug/ft2 (retest #1); 5/15/18 - 78 ug/ft2 (retest#2)	Recleaned and retested on 5/10/18 by Painters. Recleaned by A-Team on 5/15/18. 1 colorimetric wipe	
16	2510	1	3	302B	Student Restrooms - Female (4-12)	Girl's Restroom next to Classroom 302	Ceiling	Flaking paint at ceiling/wall above window.	4/18/18	No contents to be moved	4/18/18	4/18/18	No Contents to be returned	4/18/18	155	4	1	Yes, 1 wipe	<20 ug/ft2		
17	2510	1	3	304B	Administrative Office	Room 304-A Counselor's Office	Ceiling	Flaking paint above windows.	See comments	See comments	See comments	See comments	See comments	See comments	See comments	See comments	See comments	See comments	See comments	See comments	Previously stabilized and painted.
18	2510	1	3	304B	Administrative Office	Room 304-A Counselor's Office	W3	Flaking paint to left and right of windows	5/11/18	5/11/18	5/11/18	5/11/18	5/11/18	5/11/18	105	3	2	Yes	Floor - <20ug/ft2; OWA on Tabletop - <20 ug/ft2	One colorimetric inside the work area and another outside the work area	
19	2510	1	3	304C	Storage	Room 304-A Storage Closet	W4	Paint debris on floor below shelf.	Part of above	Part of above	Part of above	Part of above	Part of above	Part of above	Part of above	Part of above	Part of above	Part of above	Part of above	Part of above	
20	2510	1	3	305A	Storage	Classroom 305 Coat Closet Area	W3	Flaking paint behind radiator below window.	6/8/2018	6/8/2018	6/8/2018	6/8/2018	6/8/2018	6/8/2018	120	3	3	Yes	21 ug/ft2		

Task ID	ULCS#	E l e m e n t	F l o o r	Space # (on Floor Plan)	Space Type	On Site Room Name	Component	Description of Paint and Plaster Damage (i.e. cracking, chipping, gouges, holes, flaking, spalling, efflorescence, significant moisture damage)	Pre-Cleaning Completed (date)	Contents Moved (date)	Work Area Prepped (date)	Surfaces Stabilized (date)	Contents Back in Place (date)	Final Inspection Approval and Photos (date)	Square Footage of Work Area	Number of Required RRP Wipes	Number of Colorimetric Wipes Used to Pass	Final Colorimetric Wipe Submitted for AAS Analysis (yes/no)	AAS Analysis Results	Other Notes or Comments
21	2510	1	3	306A	Storage	Classroom 306 Coat Closet Area	W2	Cracked paint at wall.	See comments	See comments	See comments	See comments	See comments	See comments	See comments	See comments	See comments	See comments	See comments	6/26
22	2510	1	3	306A	Storage	Classroom 306 Coat Closet Area	W3	Cracked paint at wall.	See comments	See comments	See comments	See comments	See comments	See comments	See comments	See comments	See comments	See comments	See comments	No Damage observed - Limited access
23	2510	1	3	308A	Storage	Classroom 308 Coat Closet Area	W2	Flaking paint at pipe and wall.	Prior	Prior	5/14/18	5/15/18	5/15/2018	5/15/18	130	4	1	Yes	5/15/18 - 73 ug/ft2; 5/16/18 - 51 ug/ft2 (retest #1); 5/17/18 - <20 ug/ft2 (retest #2)	
24	2510	1	3	308A	Storage	Classroom 308 Coat Closet Area	W3	Flaking paint below window	Part of Above	Part of Above	Part of Above	Part of Above	Part of Above	Part of Above	Part of Above	Part of Above	Part of Above	Part of Above	Part of Above	
25	2510	1	3	309A	Storage	Storage between IMC/Library and IMC Office	Ceiling	No Access	Prior	Prior	6/11/2018	6/11/2018	6/11/2018	6/11/2018	120	3	1	Yes	21.5 ug/ft2	
26	2510	1	3	309A	Storage	Storage between IMC/Library and IMC Office	Floor	No Access	Part of Above	Part of Above	Part of Above	Part of Above	Part of Above	Part of Above	Part of Above	Part of Above	Part of Above	Part of Above	Part of Above	
27	2510	1	3	309A	Storage	Storage between IMC/Library and IMC Office	W1	No Access	Part of Above	Part of Above	Part of Above	Part of Above	Part of Above	Part of Above	Part of Above	Part of Above	Part of Above	Part of Above	Part of Above	
28	2510	1	3	309A	Storage	Storage between IMC/Library and IMC Office	W2	No Access	Part of Above	Part of Above	Part of Above	Part of Above	Part of Above	Part of Above	Part of Above	Part of Above	Part of Above	Part of Above	Part of Above	
29	2510	1	3	309A	Storage	Storage between IMC/Library and IMC Office	W3	No Access	Part of Above	Part of Above	Part of Above	Part of Above	Part of Above	Part of Above	Part of Above	Part of Above	Part of Above	Part of Above	Part of Above	
30	2510	1	3	309A	Storage	Storage between IMC/Library and IMC Office	W4	No Access	Part of Above	Part of Above	Part of Above	Part of Above	Part of Above	Part of Above	Part of Above	Part of Above	Part of Above	Part of Above	Part of Above	
31	2510	1	3	310A	Storage	IMC/Library Middle Storage Closet	W1	Flaking paint at wall.	5/9/18	5/9/18	5/9/18	5/9/18	5/9/18	5/9/18	130	4	1	Yes, 1 wipe	<20 ug/ft2	Ongoing
32	2510	1	3	310A	Storage	IMC/Library Middle Storage Closet	W2	Flaking paint at wall.	Part of above	Part of above	Part of above	Part of above	Part of above	Part of above	Part of above	Part of above	Part of above	Part of above	Part of above	
33	2510	1	3	310A	Storage	IMC/Library Middle Storage Closet	W3	Flaking paint at wall.	Part of above	Part of above	Part of above	Part of above	Part of above	Part of above	Part of above	Part of above	Part of above	Part of above	Part of above	
34	2510	1	3	310A	Storage	IMC/Library Middle Storage Closet	W4	Flaking paint at wall.	Part of above	Part of above	Part of above	Part of above	Part of above	Part of above	Part of above	Part of above	Part of above	Part of above	Part of above	
35	2510	1	3	310B	Storage	Storage Room in IMC/Library	Ceiling	No Access	Prior	Prior	5/17/2018	5/18/2018	5/18/2018	5/18/2018	120	3	1	Yes, 1 wipe	<20 ug/ft2	Considered 1 work area. 1 Colormetric wipe obtained. Outside Wipe sample taken prior in IMC on 5/16/2018
36	2510	1	3	310B	Storage	Storage Room in IMC/Library	Floor	No Access	Part of above	Part of above	Part of above	Part of above	Part of above	Part of above	Part of above	Part of above	Part of above	Part of above	Part of above	
37	2510	1	3	310B	Storage	Storage Room in IMC/Library	W1	No Access	Part of above	Part of above	Part of above	Part of above	Part of above	Part of above	Part of above	Part of above	Part of above	Part of above	Part of above	
38	2510	1	3	310B	Storage	Storage Room in IMC/Library	W2	No Access	Part of above	Part of above	Part of above	Part of above	Part of above	Part of above	Part of above	Part of above	Part of above	Part of above	Part of above	
39	2510	1	3	310B	Storage	Storage Room in IMC/Library	W3	No Access	Part of above	Part of above	Part of above	Part of above	Part of above	Part of above	Part of above	Part of above	Part of above	Part of above	Part of above	
40	2510	1	3	310B	Storage	Storage Room in IMC/Library	W4	No Access	Part of above	Part of above	Part of above	Part of above	Part of above	Part of above	Part of above	Part of above	Part of above	Part of above	Part of above	
41	2510	1	3	H37	Circulation (Hallway)	Hallway from Classroom 308 to Fire Tower	W2	Flaking paint behind radiator	4/16/18	4/16/18	4/16/18	4/16/18	4/16/18	4/16/18	75 sf	2	1	Yes, 1 wipe	<20 ug/ft2	
42	2510	1	3	H37	Circulation (Hallway)	Hallway from Classroom 308 to Fire Tower	W4	Flaking paint at wall by 308	4/13/18	4/13/18	4/13/18	4/13/18	4/13/18	4/13/18	340 sf	9	2	Yes, 1 wipe	<20 ug/ft2	
43	2510	1	3	H38	Circulation (Hallway)	Hallway from Girl's Restroom to Boy's Restroom	W1	Flaking paint outside room 305	4/13/18	4/13/18	4/13/18	4/13/18	4/13/18	4/13/18	390 sf	10	2	Yes, 1 wipe	<20 ug/ft2	
44	2510	1	3	H38	Circulation (Hallway)	Hallway from Girl's Restroom to Boy's Restroom	W3	Flaking paint at pipe by stairwell S36 and on walls at columns and where radiator covers have been pulled away from the walls. Chipped paint at baseboards.	4/16/18	4/16/18	4/16/18	4/16/18	4/16/18	4/16/18	50 sf	2	1	Yes, 1 wipe	<20 ug/ft2	
45	2510	1	3	S310	Stairs	Fire Tower Stairs	Ceiling	Flaking paint at exterior ceiling.	prior	prior	5/21/2018	5/21/2018	5/21/2018	5/21/2018	120 sf	3	1	Yes, 1 wipe	115.4 ug/ft2	Outdoor fire towers are recleaned by wet-wiping and HEPA-vacuuming. The EPA RRP wipe verification is performed again.
46	2510	1	3	S33	Stairs	Stairwell near Classroom 308	W1	Chipped paint at newel posts	See comments	See comments	See comments	See comments	See comments	See comments	See comments	See comments	See comments	See comments	See comments	Area previously Stabilized. Painting completed.
47	2510	1	3	S33	Stairs	Stairwell near Classroom 308	W4	Chipped paint at doors.	See comments	See comments	See comments	See comments	See comments	See comments	See comments	See comments	See comments	See comments	See comments	Area previously Stabilized. Painting completed.
48	2510	1	3	S36	Stairs	Stairwell next to Classroom 301	W1	Chipped paint at newel posts.	See comments	See comments	See comments	See comments	See comments	See comments	See comments	See comments	See comments	See comments	See comments	Area previously Stabilized. Painting completed.

Task ID	ULCS#	E l e m e n t	F l o o r	Space # (on Floor Plan)	Space Type	On Site Room Name	Component	Description of Paint and Plaster Damage (i.e. cracking, chipping, gouges, holes, flaking, spalling, efflorescence, significant moisture damage)	Pre-Cleaning Completed (date)	Contents Moved (date)	Work Area Prepped (date)	Surfaces Stabilized (date)	Contents Back in Place (date)	Final Inspection Approval and Photos (date)	Square Footage of Work Area	Number of Required RRP Wipes	Number of Colorimetric Wipes Used to Pass	Final Colorimetric Wipe Submitted for AAS Analysis (yes/no)	AAS Analysis Results	Other Notes or Comments	
49	2510	1	3	S36	Stairs	Stairwell next to Classroom 301	W2	Chipped paint at doors	See comments	See comments	See comments	See comments	See comments	See comments	See comments	See comments	See comments	See comments	See comments	Area previously Stabilized. Painting completed.	
50	2510	1	3	S36	Stairs	Stairwell next to Classroom 301	W3	Spalling paint at roof drain at top landing.												Floor - <20 ug/ft2; Outside Work Area, Floor - <20 ug/ft2	
51	2510	1	2	201	Art - Elementary	Classroom 201 Art	W2	Flaking paint below window 2 behind radiator.	4/30/18	4/30/18	4/30/18	4/30/18	4/30/18	4/30/18	210	6	2	Yes	<20 ug/ft2	1 Colormetric taken in Specific work area, additional taken. 1 submitted for Flame AA	
52	2510	1	2	202	Primary	Classroom 202	W4	Spalling below window 2.												6/18/18 - 38ug/ft2, 6/19/18 - <20 ug/ft2 (retest)	
53	2510	1	2	203	Primary	Classroom 203	Ceiling	Flaking paint above window 5	6/8/2018	6/8/2018	6/15/2018	6/15/2018	6/15/2018	6/15/2018	170	4	1	Yes	<20 ug/ft2		
54	2510	1	2	203	Primary	Classroom 203	W3	Flaking paint below window 2, behind radiator below window 3, and at Pipe by window 5.	6/8/2018	6/8/2018	6/8/2018	6/8/2018	6/8/2018	6/8/2018	180	5	5	Yes	<20 ug/ft2		
55	2510	1	2	204	Primary	Classroom 204	W1	Flaking paint at wall.	Prior	Prior	6/20/2018	6/20/2018	6/20/2018	6/20/2018	140	12	3	Yes	6/19/18 - Floor - 107 ug/ft2, OWA on Desk - <20 ug/ft2; 6/21/18 - Floor - <20 ug/ft2 (retest)	Additional sample taken outside work area on desktop on 6/19/18	
56	2510	1	2	204	Primary	Classroom 204	W3	Flaking paint to right of, below, window 5	Part of Above	Part of Above	Part of Above	Part of Above	Part of Above	Part of Above	Part of Above	Part of Above	Part of Above	Part of Above	Part of Above	Part of Above	
57	2510	1	2	205	Primary	Classroom 205	W3	Flaking paint at column by window 5, below window 5 and below window 1	Prior	prior	6/14/2018	6/14/2018	6/14/2018	6/14/2018	140	12	4	Yes	Floor - <20ug/ft2; OWA on Desktop - <20 ug/ft2	2 Wipes submitted for Flame AA..one was an outside sample while one was an inside sample	
58	2510	1	2	206	Primary	Classroom 206	Ceiling	Flaking paint above window 1.	See comments	See comments	See comments	See comments	See comments	See comments	See comments	See comments	See comments	See comments	See comments	No damage noted at time of inspection 7/2/2018	
59	2510	1	2	207	Primary	Classroom 207	W2	Flaking paint at column	prior	prior	6/20/18	6/20/18	6/20/18	6/20/18	140	12	4	Yes	<20 ug/ft2	1 Wipe submitted for Flame AA	
60	2510	1	2	208	Primary	Classroom 208	W1	Flaking paint below blackboard.	prior	prior	6/20/2018	6/20/2018	6/20/2018	6/20/2018	140	12	4	Yes	6/20/18 - 25ug/ft2; 6/21/18 - <20ug/ft2 (retest)	Flame AA Retested 6/21/2018	
61	2510	1	2	211	Primary	Classroom 211	Ceiling	Flaking paint and efflorescence above windows 2 & 6.	prior	prior	5/29/2018	5/29/2018	5/29/2018	5/29/2018	200	5	2	Yes	Floor - <20 ug/ft2 & <20 ug/ft2	4 Colormetric wipes taken, 2 submitted for Flame AA Analysis	
62	2510	1	2	211	Primary	Classroom 211	W2	Flaking paint at wall by Closet.	prior	prior	5/29/2018	5/29/2018	5/29/2018	5/29/2018	same as above	same as above	same as above	same as above	same as above		
63	2510	1	2	211	Primary	Classroom 211	W3	Flaking paint at wall by window 3	prior	prior	5/29/2018	5/29/2018	5/29/2018	5/29/2018	same as above	same as above	same as above	same as above	same as above		
64	2510	1	2	201B	Storage	Classroom 201 Right Side Storage Closet	W3	Efflorescence on paint.	See comments	See comments	See comments	See comments	See comments	See comments	See comments	See comments	See comments	See comments	See comments	Previously painted and stabilized	
65	2510	1	2	202B	Storage	Classroom 202 Coat Closet Area	Ceiling	Flaking paint at ceiling	No Access	No Access	No Access	No Access	No Access	No Access	No Access	No Access	No Access	No Access	No Access	No Access- Master Lock on door	
66	2510	1	2	202B	Storage	Classroom 202 Coat Closet Area	W4	Flaking paint at wall	No Access	No Access	No Access	No Access	No Access	No Access	No Access	No Access	No Access	No Access	No Access	No Access- Master Lock on door	
67	2510	1	2	203A	Storage	Classroom 203 Coat Closet Area	W3	Flaking paint, worn off at window sill.	See comments	See comments	See comments	See comments	See comments	See comments	See comments	See comments	See comments	See comments	Yes	7/3/18 - 139 ug/ft2; 7/6/18 - <20 ug/ft2 (retest)	Area Previously stabilized. No current damage observed
68	2510	1	2	204A	Primary	Classroom 204-A	Ceiling	Flaking paint above window 3.	See comments	See comments	See comments	See comments	See comments	See comments	See comments	See comments	See comments	See comments	See comments	Previously painted and stabilized	
69	2510	1	2	205A	Storage	Classroom 205 Coat Closet Area	W3	Flaking paint above window and behind radiator.	No Access	No Access	No Access	No Access	No Access	No Access	No Access	No Access	No Access	No Access	No Access	No Access	No Access- Master Lock on door
70	2510	1	2	206A	Storage	Classroom 206 Coat Closet Area	W2	Damaged plaster at wall.	See comments	See comments	See comments	See comments	See comments	See comments	See comments	See comments	See comments	See comments	See comments	Previously painted and stabilized	
71	2510	1	2	207A	Storage	Classroom 207 Coat Closet Area	W1	Flaking paint at wall.	No Access	No Access	No Access	No Access	No Access	No Access	No Access	No Access	No Access	No Access	No Access	No Access- Master Lock on door	
72	2510	1	2	209/210	Computer - Intermediate Middle	Classroom 209/210 Computer Lab	Ceiling	Flaking paint above windows 3 & 9	See comments	See comments	See comments	See comments	See comments	See comments	See comments	See comments	See comments	See comments	See comments	No Damage found in area	
73	2510	1	2	209/210	Computer - Intermediate Middle	Classroom 209/210 Computer Lab	W1	Flaking paint at wall.	See comments	See comments	See comments	See comments	See comments	See comments	See comments	See comments	See comments	See comments	See comments	No Damage found in area	
74	2510	1	2	210B	General Administrative Space	Classroom 209/210 Computer Lab Office Space and Copy Room	Ceiling	Flaking paint above windows	See comments	See comments	See comments	See comments	See comments	See comments	See comments	See comments	See comments	See comments	See comments	No Damage found in area	
75	2510	1	2	210C	Computer Area	Classroom 209/210 Computer Server Room on 210 Side of Room	W3	Flaking paint and damaged plaster.	No Access	No Access	No Access	No Access	No Access	No Access	No Access	No Access	No Access	No Access	No Access	No Access	

Task ID	ULCS#	E l e m e n t	F l o o r	Space # (on Floor Plan)	Space Type	On Site Room Name	Component	Description of Paint and Plaster Damage (i.e. cracking, chipping, gouges, holes, flaking, spalling, efflorescence, significant moisture damage)	Pre-Cleaning Completed (date)	Contents Moved (date)	Work Area Prepped (date)	Surfaces Stabilized (date)	Contents Back in Place (date)	Final Inspection Approval and Photos (date)	Square Footage of Work Area	Number of Required RRP Wipes	Number of Colorimetric Wipes Used to Pass	Final Colorimetric Wipe Submitted for AAS Analysis (yes/no)	AAS Analysis Results	Other Notes or Comments	
76	2510	1	2	211A	Storage	Classroom 211 Coat Closet Area	Ceiling	Flaking paint at ceiling	prior	prior	5/29/2018	5/29/2018	5/29/2018	5/29/2018	80	2	1	Yes	<20 ug/ft2		
77	2510	1	2	211A	Storage	Classroom 211 Coat Closet Area	W1	Flaking paint at wall.	prior	prior	5/29/2018	5/29/2018	5/29/2018	5/29/2018	same as above	same as above	same as above	same as above			
78	2510	1	2	H25	Circulation (Hallway)	Hallway from Classroom 208 to Fire Tower Stairs	Floor	Chipped paint and gouges in floor.	See comments	See comments	See comments	See comments	See comments	See comments	See comments	See comments	See comments	See comments	See comments	Peeling Floor paint RRP protocol TBD	
79	2510	1	2	H25	Circulation (Hallway)	Hallway from Classroom 208 to Fire Tower Stairs	W2	Flaking paint behind radiator.	4/12/18	4/12/18	4/12/18	4/12/18	4/12/18	4/12/18	55	2	1	Yes	<20 ug/ft2		
80	2510	1	2	H26	Circulation (Hallway)	Hallway from Girl's Restroom to Boy's Restroom	Floor	Chipped paint and gouges in floor.	See comments	See comments	See comments	See comments	See comments	See comments	See comments	See comments	See comments	See comments	See comments	Peeling Floor paint RRP protocol TBD	
81	2510	1	2	H26	Circulation (Hallway)	Hallway from Girl's Restroom to Boy's Restroom	W3	Chipped paint at baseboards.	See comments	See comments	See comments	See comments	See comments	See comments	See comments	See comments	See comments	See comments	See comments	Area previously stabilized. Has been repainted	
82	2510	1	2	NP11	Stairs	Fire Tower Stairs Landing Area by Hallway	Ceiling	Flaking paint at ceiling	5/22/2018	5/22/2018	5/23/2018	5/23/2018	5/23/2018	5/23/2018	140	4	1	Yes	51.5 ug/ft2; 5/24/18 - <20 ug/ft2 (retest)	To be recleaned and retested 5/24/18	
83	2510	1	2	NP11	Stairs	Fire Tower Stairs Landing Area by Hallway	W1	Flaking paint at exterior doors.	5/22/2018	5/22/2018	5/23/2018	5/23/2018	5/23/2018	5/23/2018	same as above	same as above	same as above	same as above	same as above	same as above	
84	2510	1	2	NP11	Stairs	Fire Tower Stairs Landing Area by Hallway	W3	Flaking paint at exterior walls	5/22/2018	5/22/2018	5/23/2018	5/23/2018	5/23/2018	5/23/2018	same as above	same as above	same as above	same as above	same as above	same as above	
85	2510	1	2	S23	Stairs	Stairwell near Classroom 208	W1	Chipped paint at newel posts.	See comments	See comments	See comments	See comments	See comments	See comments	See comments	See comments	See comments	See comments	See comments	Previously painted and stabilized	
86	2510	1	2	S23	Stairs	Stairwell near Classroom 208	W2	Chipped paint at doors	See comments	See comments	See comments	See comments	See comments	See comments	See comments	See comments	See comments	See comments	See comments	Previously painted and stabilized	
87	2510	1	2	S23	Stairs	Stairwell near Classroom 208	W4	Cracking paint at wall.	See comments	See comments	See comments	See comments	See comments	See comments	See comments	See comments	See comments	See comments	See comments	Previously painted and stabilized	
88	2510	1	2	S26	Stairs	Stairwell next to Classroom 201	Floor	Peeling paint at floor.	See comments	See comments	See comments	See comments	See comments	See comments	See comments	See comments	See comments	See comments	See comments	Peeling Floor paint RRP protocol TBD	
89	2510	1	2	S26	Stairs	Stairwell next to Classroom 201	W1	Small areas of peeling paint at wall. Chipped paint at newel posts.	5/4/18	5/4/18	5/4/18	5/4/18	5/4/18	5/4/18	210	6	2	Yes	<20 ug/ft2		
90	2510	1	2	S26	Stairs	Stairwell next to Classroom 201	W2	Chipped paint at doors. Small areas of peeling paint at wall.	5/4/18	5/4/18	5/4/18	5/4/18	5/4/18	5/4/18	Same as above	Same as above	Same as above	Same as above			
91	2510	1	2	S26	Stairs	Stairwell next to Classroom 201	W3	Small areas of peeling paint at wall.	5/4/18	5/4/18	5/4/18	5/4/18	5/4/18	5/4/18	Same as above	Same as above	Same as above	Same as above			
92	2510	1	2	S26	Stairs	Stairwell next to Classroom 201	W4	Small areas of peeling paint at wall.	5/4/18	5/4/18	5/4/18	5/4/18	5/4/18	5/4/18	Same as above	Same as above	Same as above	Same as above			
93	2510	1	1	101	Primary	Classroom 101 Pre-School	W2	Flaking paint at wall (near 101E), on baseboard by window, at window sill, and on pipe by window.	6/25/2018	6/25/2018	6/25/2018	6/25/2018	6/25/2018	6/25/2018	80	2	1	Yes	<20 ug/ft2		
94	2510	1	1	101	Primary	Classroom 101 Pre-School	W3	Flaking paint at wall.	Same as above	Same as above	Same as above	Same as above	Same as above	Same as above	Same as above	Same as above	Same as above	Same as above	Same as above	Same as above	
95	2510	1	1	102	Primary	Classroom 102	W4	Flaking paint near ceiling to right of Window 4	5/4/18	Prior	5/4/18	5/4/18	5/4/18	5/4/18	35	1	2	Yes	<20 ug/ft2	One inside and one outside work area colorimetric	
96	2510	1	1	103	Primary	Classroom 103	W3	Flaking paint at wall below window 5	Prior	Prior	Prior	6/25/2018	6/25/2018	6/25/2018	80	2	1	Yes	<20 ug/ft2		
97	2510	1	1	106	Primary	Classroom 106	W2	Flaking paint at wall and at column.	Prior	Prior	Prior	6/26/2018	6/26/2018	6/26/2018	165	4	1	Yes	<20 ug/ft2		
98	2510	1	1	107	Circulation (Hallway)	Hallway from Bilingual Support Office to Nurse's Office	W1	Flaking paint at wall above cabinet.	See comments	See comments	See comments	See comments	See comments	See comments	See comments	See comments	See comments	See comments	See comments	See comments	Previously painted. No stabilizaton needed at time of inspection
99	2510	1	1	109	Primary	Classroom 109	W3	Flaking paint at wall adjacent to right side exit door.	See comments	See comments	See comments	See comments	See comments	See comments	See comments	See comments	See comments	See comments	See comments	See comments	Previously stabilized
100	2510	1	1	110	Primary	Classroom 110	W2	Flaking paint at wall by closet.	6/12/2018	6/12/2018	6/12/2018	6/12/2018	6/12/2018	6/12/2018	120	3	1	1	<20 ug/ft2		
101	2510	1	1	110	Primary	Classroom 110	W3	Flaking paint at wall behind radiator cage.	Same as above	Same as above	Same as above	Same as above	Same as above	Same as above	Same as above	Same as above	Same as above	Same as above	Same as above	Same as above	
102	2510	1	1	101B	Administrative Office	Classroom 101 Front Office on Right	W4	Flaking paint adjacent to Window 2.	No Access	No Access	No Access	No Access	No Access	No Access	No Access	No Access	No Access	No Access	No Access	No Access-master lock on door	
103	2510	1	1	101E	Student Restrooms - Male/Female (Classroom)	Classroom 101 Restroom	W2	Flaking paint on and behind radiator.	See comments	See comments	See comments	See comments	See comments	See comments	See comments	See comments	See comments	See comments	See comments	No damage found in this area	
104	2510	1	1	102B	Storage	Classroom 102 Coat Closet Area	W3	Flaking, cracking paint at wall behind shelf.	Prior	Prior	5/4/18	5/4/18	5/4/18	5/4/18	145	4	1	Yes	Floor - <20 ug/ft2; Outside of the Work Area on Table Top - <20 ug/ft2		
105	2510	1	1	103A	Storage	Classroom 103 Coat Closet Area	W4	Flaking paint at wall.	Prior	Prior	6/25/2018	6/25/2018	6/25/2018	6/25/2018	145	4	1	Yes	<20 ug/ft2		

Task ID	ULCS#	E l e m e n t	F l o o r	Space # (on Floor Plan)	Space Type	On Site Room Name	Component	Description of Paint and Plaster Damage (i.e. cracking, chipping, gouges, holes, flaking, spalling, efflorescence, significant moisture damage)	Pre-Cleaning Completed (date)	Contents Moved (date)	Work Area Prepped (date)	Surfaces Stabilized (date)	Contents Back in Place (date)	Final Inspection Approval and Photos (date)	Square Footage of Work Area	Number of Required RRP Wipes	Number of Colorimetric Wipes Used to Pass	Final Colorimetric Wipe Submitted for AAS Analysis (yes/no)	AAS Analysis Results	Other Notes or Comments
106	2510	1	1	104A	Storage	Classroom 104 Coat Closet Area	W2	Flaking paint at wall.	Prior	Prior	6/26/2018	6/26/2018	6/26/2018	6/26/2018	150	4	1	Yes	6/26/18 - Sample error; 6/29/18 - <20 ug/ft2 (retest)	
107	2510	1	1	104A	Storage	Classroom 104 Coat Closet Area	W3	Flaking paint at wall.	Same as above	Same as above	Same as above	Same as above	Same as above	Same as above	Same as above	Same as above	Same as above	Same as above	Same as above	Same as above
108	2510	1	1	104B	Administrative Office	Main Office	W2	Chipped paint at wall by front desk	Prior	Prior	7/2/18	7/5/18	7/5/18	7/5/18	80	2	2	Yes	7/2/18 - 27 ug/ft2; 7/3/18 - <20 ug/ft2 (retest)	Retested
109	2510	1	1	104B	Administrative Office	Main Office	W3	Chipped paint at Window 3 window sill	Prior	Prior	Same as above	Same as above	Same as above	Same as above	Same as above	Same as above	Same as above	No		
110	2510	1	1	104B	Administrative Office	Main Office	W4	Spalling paint at wall to the right, immediately upon entering the Main Office	Prior	Prior	Same as above	Same as above	Same as above	Same as above	Same as above	Same as above	Same as above	Same as above	No	
111	2510	1	1	104C	Administrative Office	Principal's Office	W1	Flaking paint on wall below white board.	Prior	Prior	7/2/18	7/2/18	7/2/18	7/2/18	75	2	2	Yes	<20 ug/ft2	
112	2510	1	1	104C	Administrative Office	Principal's Office	W3	Flaking paint at wall.	Prior	Prior	Same as above	Same as above	Same as above	Same as above	Same as above	Same as above	Same as above	Same as above	No	
113	2510	1	1	104C	Administrative Office	Principal's Office	W4	Flaking paint at wall behind pipe and below window.	Prior	Prior	Same as above	Same as above	Same as above	Same as above	Same as above	Same as above	Same as above	Same as above	No	
114	2510	1	1	105A	Storage	Classroom 105 Rear Coat Closet Area	W2	Flaking paint on wall leading to classroom	Prior	Prior	6/27/2018	6/27/2018	6/27/2018	6/27/2018	120	3	1	Yes, 1 wipe	31 ug/ft2	
115	2510	1	1	105A	Storage	Classroom 105 Rear Coat Closet Area	W3	Flaking paint above window	Same as above	Same as above	Same as above	Same as above	Same as above	Same as above	Same as above	Same as above	Same as above	Same as above	Same as above	Same as above
116	2510	1	1	106A	Student Restrooms - Male (4-12)	Boy's Restroom next to Classroom 106	W2	Flaking paint above tile on wall.	4/23/18	4/23/18	4/23/18	4/23/18	4/23/18	4/23/18	155	4	1	Yes, 1 wipe	<20 ug/ft2	
117	2510	1	1	106B	Storage	Classroom 106 Rear Coat Closet Area	W2	Flaking paint at wall.	See comments	See comments	See comments	See comments	See comments	See comments	See comments	See comments	See comments	See comments	See comments	Painted prior. No signs of a need for stabilization
118	2510	1	1	106B	Storage	Classroom 106 Rear Coat Closet Area	W3	Flaking paint at wall.	See comments	See comments	See comments	See comments	See comments	See comments	See comments	See comments	See comments	See comments	See comments	Painted prior. No signs of a need for stabilization
119	2510	1	1	107A	General Administrative Space	Bilingual Support Office	W2	Flaking paint at wall between windows and behind radiator.	Prior	Prior	6/25/2018	6/25/2018	6/25/2018	6/25/2018	60	2	1	Yes	<20 ug/ft2	
120	2510	1	1	107B	Administrative Office	STS Office next to Nurse's Office	W3	Flaking paint at wall by window.											47 ug/ft2 - 062518; <20ug/ft2 - 06/27/18 (retest)	
121	2510	1	1	107C	Administrative Office	Nurse's Office	W1	Flaking paint at door.	Prior	Prior	6/25/2018	6/25/2018	6/25/2018	6/25/2018	60	2	1	Yes	<20 ug/ft2	
122	2510	1	1	108A	Storage	Classroom 108	Ceiling	Flaking paint above windows 2, 3, & 5	Prior	Prior	6/28/2018	6/28/2018	6/28/2018	6/28/2018	160	4	1	Yes	<20 ug/ft2	Took additional Colorimetric in area for total of 2 Colorimetrics. 1 submitted for Flame AA
123	2510	1	1	108A	Storage	Classroom 108	W3	Flaking paint at pipe	Same as above	Same as above	Same as above	Same as above	Same as above	Same as above	Same as above	Same as above	Same as above	Same as above	Same as above	Same as above
124	2510	1	1	109A	Student Restrooms - Male/Female (Classroom)	Classroom 109 Boy's and Girl's Restroom	W1	Flaking paint at pipe.	Prior	Prior	Prior	Prior	Prior	Prior	160	4	1	Yes	<20 ug/ft2	
125	2510	1	1	110A	Storage	Classroom 110 Coat Closet Area	W2	Flaking paint at pipe.	Prior	Prior	7/2/2018	7/2/2018	7/2/2018	7/2/2018	12	1	1	Yes	<20 ug/ft2	
126	2510	1	1	H13	Circulation (Hallway)	Hallway from Rooms 107 A-B-C to Fire Tower Stairs	W2	Flaking paint behind radiator	4/23/18	4/23/18	4/23/18	4/23/18	4/23/18	4/23/18	110	3	1	Yes, 1 wipe	<20 ug/ft2	
127	2510	1	1	H14	Circulation (Hallway)	Hallway from Boy's Restroom to Girl's Restroom	W1	Flaking paint and delaminated plaster at wall adjacent to entrance foyer. Flaking paint outside Room 103.	4/19/18	4/19/18	4/19/18	4/19/18	4/19/18	4/19/18	660	17	5	Yes, 2 wipes	<20 ug/ft2 & <20 ug/ft2	RRP for 4/19/18 was from 1st Hallway from Classroom 110 to Classroom 102
128	2510	1	1	H14	Circulation (Hallway)	Hallway from Boy's Restroom to Girl's Restroom	W3	Flaking paint at wall between classrooms 108 and 109. Flaking paint at wall across from Room 104. Chipped paint at baseboards.	4/19/18	4/19/18	4/19/18	4/19/18	4/19/18	4/19/18	Part of above	Part of above	Part of above	Part of above	See above	RRP for 4/19/18 was from 1st Hallway from Classroom 110 to Classroom 102
129	2510	1	1	S110	Stairs	Fire Tower Stairs near Rooms 107 A-B-C	Ceiling	Flaking paint at ceiling of exterior vestibule.	6/1/2018	6/1/2018	6/1/2018	6/1/2018	6/1/2018	6/1/2018	120	3	1	No (per SDP protocol for Fire Stairs)		
130	2510	1	1	S110	Stairs	Fire Tower Stairs near Rooms 107 A-B-C	W1	Chipped and flaking paint at newel posts and railings.	6/1/2018	6/1/2018	6/1/2018	6/1/2018	6/1/2018	6/1/2018	Part of above	Part of above	Part of above	Part of above		
131	2510	1	1	S110	Stairs	Fire Tower Stairs near Rooms 107 A-B-C	W2	Chipped paint at door	6/1/2018	6/1/2018	6/1/2018	6/1/2018	6/1/2018	6/1/2018	Part of above	Part of above	Part of above	Part of above		
132	2510	1	1	S110	Stairs	Fire Tower Stairs near Rooms 107 A-B-C	W4	Flaking paint at wall by door to schoolyard. Flaking paint at wall in exterior vestibule.	6/1/2018	6/1/2018	6/1/2018	6/1/2018	6/1/2018	6/1/2018	Part of above	Part of above	Part of above	Part of above		
133	2510	1	1	S112	Stairs	Main Entrance to School Building Stairs	W1	Flaking and chipping paint at push bar for front door and the door casing.	4/27/18	4/27/18	4/27/18	4/27/18	4/27/18	4/27/18	70	2	1	Yes	22.4 ug/ft2	
134	2510	1	1	S13	Stairs	Stairwell near Rooms 107 A-B-C	W1	Chipped and flaking paint at newel posts and railings..Chipping paint at doors	Prior	Prior	6/25/2018	6/25/2018	6/25/2018	6/25/2018	See comments	See comments	See comments	See comments	See comments	Painting- no stabilization needed. No wipes in this area.
135	2510	1	1	S13	Stairs	Stairwell near Rooms 107 A-B-C	W3	Flaking paint at pipe.	Prior	Prior	6/25/2018	6/25/2018	6/25/2018	6/25/2018	See comments	See comments	See comments	See comments	See comments	Painting- no stabilization needed. No wipes in this area.

Task ID	ULCS#	E l e m e n t	F l o o r	Space # (on Floor Plan)	Space Type	On Site Room Name	Component	Description of Paint and Plaster Damage (i.e. cracking, chipping, gouges, holes, flaking, spalling, efflorescence, significant moisture damage)	Pre-Cleaning Completed (date)	Contents Moved (date)	Work Area Prepped (date)	Surfaces Stabilized (date)	Contents Back in Place (date)	Final Inspection Approval and Photos (date)	Square Footage of Work Area	Number of Required RRP Wipes	Number of Colorimetric Wipes Used to Pass	Final Colorimetric Wipe Submitted for AAS Analysis (yes/no)	AAS Analysis Results	Other Notes or Comments	
136	2510	1	1	S16	Stairs	Stairwell next to Classroom 101	W1	Chipped paint at newel post and railings	Prior	Prior	5/17/18	5/17/18	5/17/18	5/17/18	140	4	1	Yes	<20 ug/ft2		
137	2510	1	1	S16	Stairs	Stairwell next to Classroom 101	W2	Chipped paint at doors.	Part of Above	Part of Above	Part of Above	Part of Above	Part of Above	Part of Above	Part of Above	Part of Above	Part of Above	Part of Above	Part of Above	Part of Above	This area was part of the same work area as above
138	2510	1	0	002	Student Restrooms - Female (4-12)	Girl's Restroom	Floor	Chipping paint at floor.	See comments	See comments	See comments	See comments	See comments	See comments	See comments	See comments	See comments	See comments	See comments	See comments	Peeling Floor paint RRP protocol TBD
139	2510	1	0	002	Student Restrooms - Female (4-12)	Girl's Restroom	W3	Flaking paint at right side of room near where pipes enter ceiling.	4/30/18	4/30/18	4/30/18	4/30/18	4/30/18	4/30/18	580	15	5	Yes	<20 ug/ft2	4 colorimetrics inside work area and 1 outside the work area	
140	2510	1	0	005	Music	Music Classroom	Ceiling	Flaking paint on ductwork.	Prior	Prior	6/4/2018	6/5/2018	6/5/2018	6/5/2018	465	12	4	Yes	Floor Samples - <20 ug/ft2 & <20 ug/ft2	2 of the Colorimetric Wipes submitted for Flame AA	
141	2510	1	0	005	Music	Music Classroom	W2	Flaking paint at baseboard	Prior	Prior	6/4/2018	6/5/2018	6/5/2018	6/5/2018	Same as above	Same as above	Same as above	Same as above	Same as above	Same as above	Same as above
142	2510	1	0	005	Music	Music Classroom	W3	Flaking paint at drain pipe near ceiling	Prior	Prior	6/4/2018	6/5/2018	6/5/2018	6/5/2018	Same as above	Same as above	Same as above	Same as above	Same as above	Same as above	Same as above
143	2510	1	0	006	Storage	Storage Room next to Gym Office	Ceiling	No Access	5/22/2018	5/22/2018	5/23/2018	5/23/2018	5/23/2018	5/23/2018	140	4	1	Yes	5/23/18 - 66 ug/ft2, 5/24/18 - <20 ug/ft2 (retest)	To be recleaned and retested 5/24/18	
144	2510	1	0	006	Storage	Storage Room next to Gym Office	Floor	No Access	See comments	See comments	See comments	See comments	See comments	See comments	See comments	See comments	See comments	See comments	See comments	See comments	Peeling Floor paint RRP protocol TBD
145	2510	1	0	006	Storage	Storage Room next to Gym Office	W1	No Access	same as above	same as above	same as above	same as above	same as above	same as above	same as above	same as above	same as above	same as above	same as above	same as above	same as above
146	2510	1	0	006	Storage	Storage Room next to Gym Office	W2	No Access	same as above	same as above	same as above	same as above	same as above	same as above	same as above	same as above	same as above	same as above	same as above	same as above	same as above
147	2510	1	0	006	Storage	Storage Room next to Gym Office	W3	No Access	same as above	same as above	same as above	same as above	same as above	same as above	same as above	same as above	same as above	same as above	same as above	same as above	same as above
148	2510	1	0	006	Storage	Storage Room next to Gym Office	W4	No Access	same as above	same as above	same as above	same as above	same as above	same as above	same as above	same as above	same as above	same as above	same as above	same as above	same as above
149	2510	1	0	007	Kitchen and Dry Storage Area	Kitchen	Ceiling	Flaking paint, efflorescence.	prior	6/5/2018	6/5/2018	6/6/2018	6/6/2018	6/6/2018	640	16	4	1	<20 ug/ft2		
150	2510	1	0	007	Kitchen and Dry Storage Area	Kitchen	W3	Flaking paint, efflorescence.	same as above	same as above	same as above	same as above	same as above	same as above	same as above	same as above	same as above	same as above	same as above	same as above	same as above
151	2510	1	0	007	Kitchen and Dry Storage Area	Kitchen	W4	Flaking paint at Column in center of area.	same as above	same as above	same as above	same as above	same as above	same as above	same as above	same as above	same as above	same as above	same as above	same as above	same as above
152	2510	1	0	008	Administrative Office	School Store between Kitchen and Building Engineer's Office	Ceiling	No Access	See comments	See comments	See comments	See comments	See comments	See comments	See comments	See comments	See comments	See comments	See comments	See comments	Previously stabilized and painted
153	2510	1	0	008	Administrative Office	School Store between Kitchen and Building Engineer's Office	Floor	No Access	See comments	See comments	See comments	See comments	See comments	See comments	See comments	See comments	See comments	See comments	See comments	See comments	Peeling Floor paint RRP protocol TBD
154	2510	1	0	008	Administrative Office	School Store between Kitchen and Building Engineer's Office	W1	No Access	See comments	See comments	See comments	See comments	See comments	See comments	See comments	See comments	See comments	See comments	See comments	See comments	Previously stabilized and painted
155	2510	1	0	008	Administrative Office	School Store between Kitchen and Building Engineer's Office	W2	No Access	See comments	See comments	See comments	See comments	See comments	See comments	See comments	See comments	See comments	See comments	See comments	See comments	Previously stabilized and painted
156	2510	1	0	008	Administrative Office	School Store between Kitchen and Building Engineer's Office	W3	No Access	See comments	See comments	See comments	See comments	See comments	See comments	See comments	See comments	See comments	See comments	See comments	See comments	Previously stabilized and painted
157	2510	1	0	008	Administrative Office	School Store between Kitchen and Building Engineer's Office	W4	No Access	See comments	See comments	See comments	See comments	See comments	See comments	See comments	See comments	See comments	See comments	See comments	See comments	Previously stabilized and painted
158	2510	1	0	009	Gymnasium / Auditorium / Cafeteria	Gymnasium / Auditorium / Cafeteria	W2	Flaking paint at interior brick wall.	4/26/18	4/26/18	4/26/18	4/26/18	4/26/18	4/26/18	135	4	1	Yes, 1 wipe	<20 ug/ft2		
159	2510	1	0	009	Gymnasium / Auditorium / Cafeteria	Gymnasium / Auditorium / Cafeteria	W3	Flaking paint at "Effort" Radiator Cover.	4/26/18	4/26/18	4/26/18	4/26/18	4/26/18	4/26/18	150	4	1	Yes, 1 wipe	<20 ug/ft2		
160	2510	1	0	015	Student Restrooms - Male (4-12)	Boy's Restroom	Ceiling	Damaged plaster - ceiling mounted radiator	4/26/18	4/26/18	4/26/18	4/26/18	4/26/18	4/26/18	310	8	3	Yes, 2 wipe	<20 ug/ft2; <20 ug/ft2		
161	2510	1	0	017	Administrative Office	Gym Teacher's Office and Storage	W1	Chipping paint at door to Office.	Prior	Prior	7/5/2018	7/5/2018	7/5/2018	7/5/2018	80	2	2	Yes 1 Wipe	< 20 ug/ft2		
162	2510	1	0	018	Storage	Storage Room across from Music Room	W3	Plaster debris on shelf near musical instruments	See comments	See comments	See comments	See comments	See comments	See comments	See comments	See comments	See comments	See comments	See comments	See comments	No Access
163	2510	1	0	005A	Administrative Office	Music Classroom Office	W4	Flaking paint at pipe in corner.	See comments	See comments	See comments	See comments	See comments	See comments	See comments	See comments	See comments	See comments	See comments	See comments	No Access
164	2510	1	0	H01	Circulation (Hallway)	Hallway from Boy's Restroom to Outside Exit Door by Storage Rooms	Floor	Chipping, scraped paint on concrete flooring	See comments	See comments	See comments	See comments	See comments	See comments	See comments	See comments	See comments	See comments	See comments	See comments	Peeling Floor paint RRP protocol TBD
165	2510	1	0	H02	Circulation (Hallway)	Hallway from Music Classroom to Outside Exit Door	Floor	Chipped paint and gouges in floor.	See comments	See comments	See comments	See comments	See comments	See comments	See comments	See comments	See comments	See comments	See comments	See comments	Peeling Floor paint RRP protocol TBD
166	2510	1	0	S03	Stairs	Stairwell near Boy's Restroom	W1	Chipping paint at newel post of railing.	Prior	Prior	5/21/18	5/21/18	5/21/18	5/21/18	130	3	1	yes	<20 ug/ft2		

Task ID	ULC#	E l e m e n t	F l o o r	Space # (on Floor Plan)	Space Type	On Site Room Name	Component	Description of Paint and Plaster Damage (i.e. cracking, chipping, gouges, holes, flaking, spalling, efflorescence, significant moisture damage)	Pre-Cleaning Completed (date)	Contents Moved (date)	Work Area Prepped (date)	Surfaces Stabilized (date)	Contents Back In Place (date)	Final Inspection Approval and Photos (date)	Square Footage of Work Area	Number of Required RRP Wipes	Number of Colorimetric Wipes Used to Pass	Final Colorimetric Wipe Submitted for AAS Analysis (yes/no)	AAS Analysis Results	Other Notes or Comments	
167	2510	1	0	S03	Stairs	Stairwell near Boy's Restroom	W3	Flaking paint and efflorescence at wall by Storage NP-4	Prior	Prior	5/21/18	5/21/18	5/21/18	5/21/18	130	3	1	yes	<20 ug/ft2		
168	2510	1	0	S06	Stairs	Stairwell near Music Classroom	Floor	Flaking paint at stair riser near landing between 1st Floor and Basement	See comments	See comments	See comments	See comments	See comments	See comments	See comments	See comments	See comments	See comments	See comments	See comments	Peeling Floor paint RRP protocol TBD
169	2510	1	0	S06	Stairs	Stairwell near Music Classroom	W1	Chipped and flaking paint at newel posts and railings.	See comments	See comments	See comments	See comments	See comments	See comments	See comments	See comments	See comments	See comments	See comments	See comments	Painting done on 6/29/18. No stabilization needed
170	2510	1	0	S06	Stairs	Stairwell near Music Classroom	W2	Chipped paint at doors.	See comments	See comments	See comments	See comments	See comments	See comments	See comments	See comments	See comments	See comments	See comments	See comments	Painting done on 6/29/18. No stabilization needed
171	2510	1	0	S06	Stairs	Stairwell near Music Classroom	W4	Flaking paint at wall adjacent to Gym/Cafe.	See comments	See comments	See comments	See comments	See comments	See comments	See comments	See comments	See comments	See comments	See comments	See comments	Painting done on 6/29/18. No stabilization needed
172	2510	1	2		Student Restrooms - Male (4-12)	Boy's Restroom	W4	Flaking paint above tile on wall.	Was not completed	No contents to be moved	4/9/18	4/10/18	No Contents to be returned	4/10/18	155	4	1	Yes, 1 wipe	<20 ug/ft2		
173	2510	1	3	H38	Circulation (Hallway)	Hallway from Girl's Restroom to Boy's Restroom	W1	Cracking paint outside room 304	4/17/18	No contents to be moved	4/17/18	4/17/18	No Contents to be returned	4/17/18	70	2	1	Yes, 1 wipe	<20 ug/ft2		
174	2510	1	3	H38	Circulation (Hallway)	Hallway from Girl's Restroom to Boy's Restroom	W3	Cracking paint across Room 305	4/18/18	No contents to be moved	4/18/18	4/18/18	No Contents to be returned	4/18/18	100	3	1	Yes, 1 wipe	<20 ug/ft2		
175	2510	1	3	H37	Circulation (Hallway)	Hallway from Classroom 308 to Fire Tower	W4	Cracking paint next to Fire Tower	4/18/18	No contents to be moved	4/18/18	4/18/18	No Contents to be returned	4/18/18	70	2	1	Yes, 1 wipe	<20 ug/ft2		
176	2510	1	1	H14	Circulation (Hallway)	Hallway from Boy's Restroom to Girl's Restroom	W2	Flaking paint and delaminated plaster at wall adjacent to entrance foyer.	4/20/18	4/20/18	4/20/18	4/20/18	4/20/18	4/20/18	35	1	1	Yes, 1 wipe	<20 ug/ft2		
177	2510	1	1	H14	Circulation (Hallway)	Hallway from Boy's Restroom to Girl's Restroom	W3	Flaking paint at wall between classrooms 108 and 109 and radiator across classroom 105	4/20/18	4/20/18	4/20/18	4/20/18	4/20/18	4/20/18	345	9	3	Yes, 1 wipe	<20 ug/ft2		
178	2510	1	1	H14	Circulation (Hallway)	Hallway from Boy's Restroom to Girl's Restroom	W1	Flaking paint at wall next to classroom 102	4/23/18	4/23/18	4/23/18	4/23/18	4/23/18	4/23/18	35	1	1	Yes, 1 wipe	<20 ug/ft2		
179	2510	1	3	S33	Stairs	Stairwell near Classroom 308	Ceiling	Cracking paint on W1,W2,W3,W4 and ceiling	5/7/18	5/7/18	5/7/18	5/7/18	5/7/18	5/7/18	210	5	2	Yes	<20 ug/ft2		
180	2510	1	1		Hallway/Foyer	Nurse Suite Hallway/Foyer in Room 107	W1	Flaking Paint on wall next to Doorway	Prior	Prior	6/25/2018	6/25/2018	6/25/2018	6/25/2018	120	3	1	Yes	<20 ug/ft2		
181	2510	1	1		Hallway/Foyer	Nurse Suite Hallway/Foyer in Room 107	W3	Flaking Paint on wall next to Doorway	Same as above	Same as above	Same as above	Same as above	Same as above	Same as above	Same as above	Same as above	Same as above	Same as above	Same as above	Same as above	Same as above
182	2510	1	1		Primary	Classroom 104	W4	Small Cracks	Prior	Prior	6/26/2018	6/26/2018	6/26/2018	6/26/2018	120	3	1	Yes	6/26/18 - Sample error; 6/29/18 - 122 ug/ft2 (retest); 7/3/18 - 76 ug/ft2 (retest 2); 7/6/18 - <20 ug/ft2 (retest 3)		
183	2510	1	1		Primary	Classroom 105	W4	Spackling needed over paint. no stabilization required	Prior	Prior	6/27/2018	6/27/2018	6/27/2018	6/27/2018	40	1	1	Yes	<20 ug/ft2		
184	2510	1	1		Restroom	Women's 1st Floor Staff Restroom in Hallway next to Classroom 101	W1	Stabilization done on major cracks throughout restroom walls and ceiling	Prior	Prior	6/29/2018	6/29/2018	6/29/2018	6/29/2018	80	2	2	Yes-2 Flame AA Wipes	Ceramic floor - <20ug/ft2; Wood Floor <20ug/ft2		
185	2510	1	1		Restroom	Women's 1st Floor Staff Restroom in Hallway next to Classroom 101	W2	Stabilization done on major cracks throughout restroom walls and ceiling	Same as above	Same as above	Same as above	Same as above	Same as above	Same as above	Same as above	Same as above	Same as above	Same as above	Same as above	Same as above	Same as above
186	2510	1	1		Restroom	Women's 1st Floor Staff Restroom in Hallway next to Classroom 101	W3	Stabilization done on major cracks throughout restroom walls and ceiling	Same as above	Same as above	Same as above	Same as above	Same as above	Same as above	Same as above	Same as above	Same as above	Same as above	Same as above	Same as above	Same as above
187	2510	1	1		Restroom	Women's 1st Floor Staff Restroom in Hallway next to Classroom 101	W4	Stabilization done on major cracks throughout restroom walls and ceiling	Same as above	Same as above	Same as above	Same as above	Same as above	Same as above	Same as above	Same as above	Same as above	Same as above	Same as above	Same as above	Same as above
188	2510	1	1		Restroom	Women's 1st Floor Staff Restroom in Hallway next to Classroom 101	Ceiling	Stabilization done on major cracks throughout restroom walls and ceiling	Same as above	Same as above	Same as above	Same as above	Same as above	Same as above	Same as above	Same as above	Same as above	Same as above	Same as above	Same as above	Same as above

Appendix D. Sample Results Table

	F l o o r	Space # (on Floor Plan)	On Site Room Name	Component	Description of Paint and Plaster Damage (i.e. cracking, chipping, gouges, holes, flaking, spalling, efflorescence, significant moisture damage)	Number of Required RRP Wipes	Number of Colorimetric Wipes Used to Pass	Final Colorimetric Wipe Submitted for AAS Analysis (yes/no)	AAS Analysis Results	Other Notes or Comments
1	3	301	Classroom 301	W3	Cracked paint at wall.	14	3	Yes	Floor - <20 ug/ft ² ; Outside of Work Area on Desktop - <20 ug/ft ²	Two colorimetric inside the work area and one outside work area
2	3	302	Classroom 302	W2	Flaking paint below bulletin board.	14	5	Yes	Floor - <20 ug/ft ² ; Outside of Work Area on Desktop - <20 ug/ft ²	4 colorimetric inside the work area and one outside the work area
3	3	302	Classroom 302	W4	Flaking paint on window sills, on window aprons, and behind radiators	Part of Above	Part of Above	Part of Above		
4	3	303	Classroom 303	W1	Flaking paint at wall by entrance and below bulletin board.	12	3	Yes	<20 ug/ft ²	Coormetric wipes passed
5	3	303	Classroom 303	W3	Flaking paint and damaged plaster at Window 1	Same as above	Same as above	Same as above		Same as above
6	3	304	Classroom 304	W1	Flaking paint at wall by entrance	12	3	Yes	Floor - <20 ug/ft ² , OWA Desktop - <20ug/ft ²	Two colorimetric inside the work area and one outside work area
7	3	306	Classroom 306	W1	Flaking paint at wall by entrance.	6	3	Yes	5/25/18 - Floor - 32 ug/ft ² , Outside of Work Area on Desktop - 22 ug/ft ² ;; 05/29/18 - Floor - <20 ug/ft ² (retest), OWA on Desktop - <20ug/ft ² (retest)	Two colorimetric inside the work area and one outside work area
8	3	307	Classroom 307	Ceiling	Flaking paint at ceiling above window 3	3	1	No (Per new SDP Fire Stair protocol)		1 COlormetric Failed. Will be recleaned for retest 6/11/2018
9	3	307	Classroom 307	W3	Flaking paint at column by window 5	1	1	Yes	<20 ug/ft ²	1 Colormetric taken at specific work area
10	3	308	Classroom 308	W2	Flaking paint at wall by teachers desk	9	4	Yes	Floor - <20 ug/ft ² ; OWA on Desktop - <20 ug/ft ² .	Three colorimetric inside the work area and one outside the work area
11	3	308	Classroom 308	W3	Flaking paint at window 3 window sill and below window					
12	3	309	IMC Office	W1	Damaged plaster by entrance door	1	2	Yes	Floor - <20 ug/ft ² ; OWA on Tabletop - <20 ug/ft ²	One colorimetric inside the work area and another outside the work area
13	3	309	IMC Office	W3	Paint/Plaster debris on window sill.	1	1	Yes	<20 ug/ft ²	

	F l o o r	Space # (on Floor Plan)	On Site Room Name	Component	Description of Paint and Plaster Damage (i.e. cracking, chipping, gouges, holes, flaking, spalling, efflorescence, significant moisture damage)	Number of Required RRP Wipes	Number of Colorimetric Wipes Used to Pass	Final Colorimetric Wipe Submitted for AAS Analysis (yes/no)	AAS Analysis Results	Other Notes or Comments
14	3	310	IMC/Library	W3	Paint/Plaster debris on window sills. Flaking paint behind radiators.	3	4	Yes	Floors <20 ug/ft ² ; <20 ug/ft ² , <20 ug/ft ² , OWA on Bookcase <20 ug/ft ²	One Colorimetric Wipe was taken outside work area in the center of the room on cleaned bookcase
15	3	301A	Storage Closet next to Classroom 301	Ceiling	Flaking paint at ceiling	4	1	Yes	5/8/18 - 83 ug/ft ² ; 5/10/18 - 76 ug/ft ² (retest #1); 5/15/18 - 78 ug/ft ² (retest#2)	Recleaned and retested on 5/10/18 by Painters. Recleaned by A-Team on 5/15/18. 1 colorimetric wipe
16	3	302B	Girl's Restroom next to Classroom 302	Ceiling	Flaking paint at ceiling/wall above window.	4	1	Yes, 1 wipe	<20 ug/ft ²	
17	3	304B	Room 304-A Counselor's Office	Ceiling	Flaking paint above windows.	See comments	See comments	See comments	See comments	Previously stabilized and painted.
18	3	304B	Room 304-A Counselor's Office	W3	Flaking paint to left and right of windows	3	2	Yes	Floor - <20ug/ft ² ; OWA on Tabletop - <20 ug/ft ²	One colorimetric inside the work area and another outside the work area
19	3	304C	Room 304-A Storage Closet	W4	Paint debris on floor below shelf.	Part of above	Part of above	Part of above		
20	3	305A	Classroom 305 Coat Closet Area	W3	Flaking paint behind radiator below window.	3	3	Yes	21 ug/ft ²	
21	3	306A	Classroom 306 Coat Closet Area	W2	Cracked paint at wall.	See comments	See comments	See comments	See comments	6/26
22	3	306A	Classroom 306 Coat Closet Area	W3	Cracked paint at wall.	See comments	See comments	See comments	See comments	No Damage observed - Limited access
23	3	308A	Classroom 308 Coat Closet Area	W2	Flaking paint at pipe and wall.	4	1	Yes	5/15/18 - 73 ug/ft ² ; 5/16/18 - 51 ug/ft ² (retest #1); 5/17/18 - <20 ug/ft ² (retest#2)	
24	3	308A	Classroom 308 Coat Closet Area	W3	Flaking paint below window	Part of Above	Part of Above	Part of Above		
25	3	309A	Storage between IMC/Library and IMC Office	Ceiling	No Access	3	1	Yes	21.5 ug/ft ²	
26	3	309A	Storage between IMC/Library and IMC Office	Floor	No Access	Part of Above	Part of Above	Part of Above	Part of Above	
27	3	309A	Storage between IMC/Library and IMC Office	W1	No Access	Part of Above	Part of Above	Part of Above	Part of Above	
28	3	309A	Storage between IMC/Library and IMC Office	W2	No Access	Part of Above	Part of Above	Part of Above	Part of Above	
29	3	309A	Storage between IMC/Library and IMC Office	W3	No Access	Part of Above	Part of Above	Part of Above	Part of Above	
30	3	309A	Storage between IMC/Library and IMC Office	W4	No Access	Part of Above	Part of Above	Part of Above	Part of Above	
31	3	310A	IMC/Library Middle Storage Closet	W1	Flaking paint at wall.	4	1	Yes, 1 wipe	<20 ug/ft ²	

	F l o o r	Space # (on Floor Plan)	On Site Room Name	Component	Description of Paint and Plaster Damage (i.e. cracking, chipping, gouges, holes, flaking, spalling, efflorescence, significant moisture damage)	Number of Required RRP Wipes	Number of Colorimetric Wipes Used to Pass	Final Colorimetric Wipe Submitted for AAS Analysis (yes/no)	AAS Analysis Results	Other Notes or Comments
32	3	310A	IMC/Library Middle Storage Closet	W2	Flaking paint at wall.	Part of above	Part of above	Part of above	Part of above	
33	3	310A	IMC/Library Middle Storage Closet	W3	Flaking paint at wall.	Part of above	Part of above	Part of above	Part of above	
34	3	310A	IMC/Library Middle Storage Closet	W4	Flaking paint at wall.	Part of above	Part of above	Part of above	Part of above	
35	3	310B	Storage Room in IMC/Library	Ceiling	No Access	3	1	Yes, 1 wipe	<20 ug/ft2	Considered 1 work area. 1 Colormetric wipe obtained. Outside Wipe sample taken prior in IMC on 5/16/2018
36	3	310B	Storage Room in IMC/Library	Floor	No Access	Part of above	Part of above	Part of above	Part of above	
37	3	310B	Storage Room in IMC/Library	W1	No Access	Part of above	Part of above	Part of above	Part of above	
38	3	310B	Storage Room in IMC/Library	W2	No Access	Part of above	Part of above	Part of above	Part of above	
39	3	310B	Storage Room in IMC/Library	W3	No Access	Part of above	Part of above	Part of above	Part of above	
40	3	310B	Storage Room in IMC/Library	W4	No Access	Part of above	Part of above	Part of above	Part of above	
41	3	H37	Hallway from Classroom 308 to Fire Tower	W2	Flaking paint behind radiator	2	1	Yes, 1 wipe	<20 ug/ft2	
42	3	H37	Hallway from Classroom 308 to Fire Tower	W4	Flaking paint at wall by 308	9	2	Yes, 1 wipe	<20 ug/ft2	
43	3	H38	Hallway from Girl's Restroom to Boy's Restroom	W1	Flaking paint outside room 305	10	2	Yes, 1 wipe	<20 ug/ft2	
44	3	H38	Hallway from Girl's Restroom to Boy's Restroom	W3	Flaking paint at pipe by stairwell S36 and on walls at columns and where radiator covers have been pulled away from the walls. Chipped paint at baseboards.	2	1	Yes, 1 wipe	<20 ug/ft2	
45	3	S310	Fire Tower Stairs	Ceiling	Flaking paint at exterior ceiling.	3	1	Yes, 1 wipe	115.4 ug/ft2	Outdoor fire towers are recleaned by wet- wiping and HEPA-vacuuming. The EPA RRP wipe verification is performed again.
46	3	S33	Stairwell near Classroom 308	W1	Chipped paint at newel posts	See comments	See comments	See comments	See comments	Area previously Stabilized. Painting completed.
47	3	S33	Stairwell near Classroom 308	W4	Chipped paint at doors.	See comments	See comments	See comments	See comments	Area previously Stabilized. Painting completed.
48	3	S36	Stairwell next to Classroom 301	W1	Chipped paint at newel posts.	See comments	See comments	See comments	See comments	Area previously Stabilized. Painting completed.
49	3	S36	Stairwell next to Classroom 301	W2	Chipped paint at doors	See comments	See comments	See comments	See comments	Area previously Stabilized. Painting completed.
50	3	S36	Stairwell next to Classroom 301	W3	Spalling paint at roof drain at top landing.	6	2	Yes	Floor - <20 ug/ft2; Outside Work Area, Floor - <20 ug/ft2	
51	2	201	Classroom 201 Art	W2	Flaking paint below window 2 behind radiator.	1	1	Yes	<20 ug/ft2	1 Colormetric taken in Specific work area, additional taken. 1 submitted for Flame AA
52	2	202	Classroom 202	W4	Spalling below window 2.	4	1	Yes	6/18/18 - 38ug/ft2, 6/19/18 - <20 ug/ft2 (retest)	
53	2	203	Classroom 203	Ceiling	Flaking paint above window 5	5	5	Yes	<20 ug/ft2	

	F l o o r	Space # (on Floor Plan)	On Site Room Name	Component	Description of Paint and Plaster Damage (i.e. cracking, chipping, gouges, holes, flaking, spalling, efflorescence, significant moisture damage)	Number of Required RRP Wipes	Number of Colorimetric Wipes Used to Pass	Final Colorimetric Wipe Submitted for AAS Analysis (yes/no)	AAS Analysis Results	Other Notes or Comments
54	2	203	Classroom 203	W3	Flaking paint below window 2, behind radiator below window 3, and at Pipe by window 5.	Part of Above	Part of Above	Part of Above	Part of Above	
55	2	204	Classroom 204	W1	Flaking paint at wall.	12	3	Yes	6/19/18 - Floor - 107 ug/ft ² , OWA on Desk - <20 ug/ft ² ; 6/21/18 - Floor - <20 ug/ft ² (retest)	Additional sample taken outside work area on desktop on 6/19/18
56	2	204	Classroom 204	W3	Flaking paint to right of, below, window 5	Part of Above	Part of Above	Part of Above	Part of Above	Part of Above
57	2	205	Classroom 205	W3	Flaking paint at column by window 5, below window 5 and below window 1	12	4	Yes	Floor - <20ug/ft ² ; OWA on Desktop - <20 ug/ft ²	2 Wipes submitted for Flame AA..one was an outside sample while one was an inside sample
58	2	206	Classroom 206	Ceiling	Flaking paint above window 1.	See comments	See comments	See comments	See comments	No damage noted at time of inspection 7/2/2018
59	2	207	Classroom 207	W2	Flaking paint at column	12	4	Yes	<20 ug/ft ²	1 Wipe submitted for Flame AA
60	2	208	Classroom 208	W1	Flaking paint below blackboard.	12	4	Yes	6/20/18 - 25ug/ft ² ; 6/21/18 - <20ug/ft ² (retest)	Flame AA Retested 6/21/2018
61	2	211	Classroom 211	Ceiling	Flaking paint and efflorescence above windows 2 & 6.	5	2	Yes	Floor - <20 ug/ft ² & <20 ug/ft ²	4 Colormetric wipes taken, 2 submitted for Flame AA Analysis
62	2	211	Classroom 211	W2	Flaking paint at wall by Closet.	same as above	same as above	same as above	same as above	
63	2	211	Classroom 211	W3	Flaking paint at wall by window 3	same as above	same as above	same as above	same as above	
64	2	201B	Classroom 201 Right Side Storage Closet	W3	Efflorescence on paint.	See comments	See comments	See comments	See comments	Previously painted and stabilized
65	2	202B	Classroom 202 Coat Closet Area	Ceiling	Flaking paint at ceiling	No Access	No Access	No Access	No Access	No Access- Master Lock on door
66	2	202B	Classroom 202 Coat Closet Area	W4	Flaking paint at wall	No Access	No Access	No Access	No Access	No Access- Master Lock on door
67	2	203A	Classroom 203 Coat Closet Area	W3	Flaking paint, worn off at window sill.	See comments	See comments	Yes	7/3/18 - 139 ug/ft ² ; 7/6/18 - <20 ug/ft ² (retest)	Area Previously stabilized. No current damage observed
68	2	204A	Classroom 204-A	Ceiling	Flaking paint above window 3.	See comments	See comments	See comments	See comments	Previously painted and stabilized
69	2	205A	Classroom 205 Coat Closet Area	W3	Flaking paint above window and behind radiator.	No Access	No Access	No Access	No Access	No Access- Master Lock on door
70	2	206A	Classroom 206 Coat Closet Area	W2	Damaged plaster at wall.	See comments	See comments	See comments	See comments	Previously painted and stabilized
71	2	207A	Classroom 207 Coat Closet Area	W1	Flaking paint at wall.	No Access	No Access	No Access	No Access	No Access- Master Lock on door
72	2	209/210	Classroom 209/210 Computer Lab	Ceiling	Flaking paint above windows 3 & 9	See comments	See comments	See comments	See comments	No Damage found in area
73	2	209/210	Classroom 209/210 Computer Lab	W1	Flaking paint at wall.	See comments	See comments	See comments	See comments	No Damage found in area

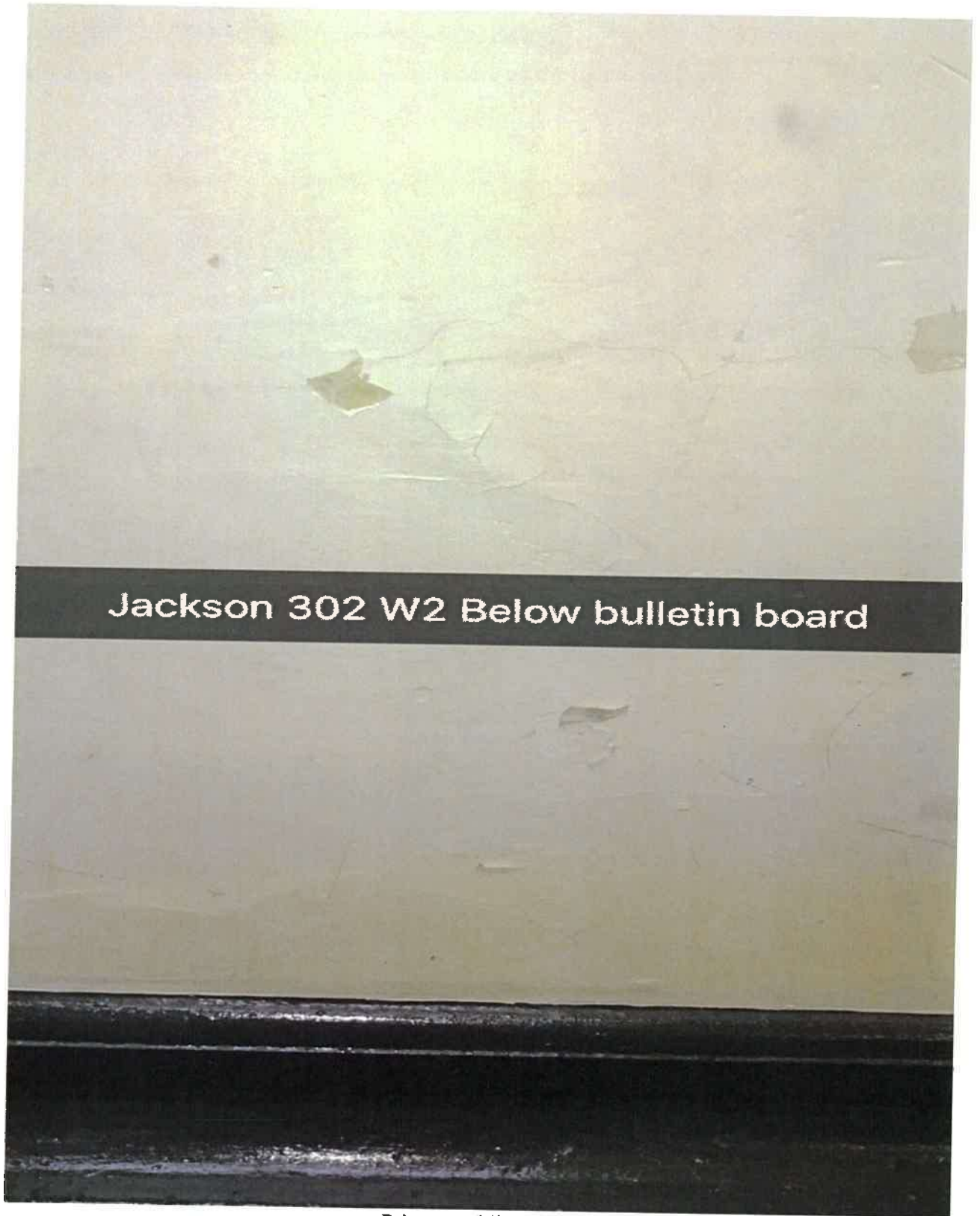
	F l o o r	Space # (on Floor Plan)	On Site Room Name	Component	Description of Paint and Plaster Damage (i.e. cracking, chipping, gouges, holes, flaking, spalling, efflorescence, significant moisture damage)	Number of Required RRP Wipes	Number of Colorimetric Wipes Used to Pass	Final Colorimetric Wipe Submitted for AAS Analysis (yes/no)	AAS Analysis Results	Other Notes or Comments
74	2	210B	Classroom 209/210 Computer Lab Office Space and Copy Room	Ceiling	Flaking paint above windows	See comments	See comments	See comments	See comments	No Damage found in area
75	2	210C	Classroom 209/210 Computer Server Room on 210 Side of Room	W3	Flaking paint and damaged plaster.	No Access	No Access	No Access	No Access	No Access
76	2	211A	Classroom 211 Coat Closet Area	Ceiling	Flaking paint at ceiling	2	1	Yes	<20 ug/ft2	
77	2	211A	Classroom 211 Coat Closet Area	W1	Flaking paint at wall.	same as above	same as above	same as above	same as above	
78	2	H25	Hallway from Classroom 208 to Fire Tower Stairs	Floor	Chipped paint and gouges in floor.	See comments	See comments	See comments	See comments	Peeling Floor paint RRP protocol TBD
79	2	H25	Hallway from Classroom 208 to Fire Tower Stairs	W2	Flaking paint behind radiator.	2	1	Yes	<20 ug/ft2	
80	2	H26	Hallway from Girl's Restroom to Boy's Restroom	Floor	Chipped paint and gouges in floor.	See comments	See comments	See comments	See comments	Peeling Floor paint RRP protocol TBD
81	2	H26	Hallway from Girl's Restroom to Boy's Restroom	W3	Chipped paint at baseboards.	See comments	See comments	See comments	See comments	Area previously stabilized. Has been repainted
82	2	NP11	Fire Tower Stairs Landing Area by Hallway	Ceiling	Flaking paint at ceiling	4	1	Yes	51.5 ug/ft2; 5/24/18 - <20 ug/ft2 (retest)	To be recleaned and retested 5/24/18
83	2	NP11	Fire Tower Stairs Landing Area by Hallway	W1	Flaking paint at exterior doors.	same as above	same as above	same as above	same as above	same as above
84	2	NP11	Fire Tower Stairs Landing Area by Hallway	W3	Flaking paint at exterior walls	same as above	same as above	same as above	same as above	same as above
85	2	S23	Stairwell near Classroom 208	W1	Chipped paint at newel posts.	See comments	See comments	See comments	See comments	Previously painted and stabilized
86	2	S23	Stairwell near Classroom 208	W2	Chipped paint at doors	See comments	See comments	See comments	See comments	Previously painted and stabilized
87	2	S23	Stairwell near Classroom 208	W4	Cracking paint at wall.	See comments	See comments	See comments	See comments	Previously painted and stabilized
88	2	S26	Stairwell next to Classroom 201	Floor	Peeling paint at floor.	See comments	See comments	See comments	See comments	Peeling Floor paint RRP protocol TBD
89	2	S26	Stairwell next to Classroom 201	W1	Small areas of peeling paint at wall. Chipped paint at newel posts.	6	2	Yes	<20 ug/ft2	
90	2	S26	Stairwell next to Classroom 201	W2	Chipped paint at doors. Small areas of peeling paint at wall.	Same as above	Same as above	Same as above	same as above	
91	2	S26	Stairwell next to Classroom 201	W3	Small areas of peeling paint at wall.	Same as above	Same as above	Same as above	same as above	
92	2	S26	Stairwell next to Classroom 201	W4	Small areas of peeling paint at wall.	Same as above	Same as above	Same as above	same as above	
93	1	101	Classroom 101 Pre-School	W2	Flaking paint at wall (near 101E), on baseboard by window, at window sill, and on pipe by window.	2	1	YES	<20 ug/ft2	
94	1	101	Classroom 101 Pre-School	W3	Flaking paint at wall.	Same as above	Same as above	Same as above	Same as above	Same as above
95	1	102	Classroom 102	W4	Flaking paint near ceiling to right of Window 4	1	2	Yes	<20 ug/ft2	One inside and one outside work area colorimetric
96	1	103	Classroom 103	W3	Flaking paint at wall below window 5.	2	1	Yes	<20 ug/ft2	
97	1	106	Classroom 106	W2	Flaking paint at wall and at column.	4	1	Yes	<20 ug/ft2	

	F l o o r	Space # (on Floor Plan)	On Site Room Name	Component	Description of Paint and Plaster Damage (i.e. cracking, chipping, gouges, holes, flaking, spalling, efflorescence, significant moisture damage)	Number of Required RRP Wipes	Number of Colorimetric Wipes Used to Pass	Final Colorimetric Wipe Submitted for AAS Analysis (yes/no)	AAS Analysis Results	Other Notes or Comments
98	1	107	Hallway from Bilingual Support Office to Nurse's Office	W1	Flaking paint at wall above cabinet.	See comments	See comments	See comments	See comments	Previously painted. No stabilaton needed at time of inspection
99	1	109	Classroom 109	W3	Flaking paint at wall adjacent to right side exit door.	See comments	See comments	See comments	See comments	Previously stabilized
100	1	110	Classroom 110	W2	Flaking paint at wall by closet.	3	1	1	<20 ug/ft2	
101	1	110	Classroom 110	W3	Flaking paint at wall behind radiator cage.	Same as above	Same as above	Same as above	same as above	
102	1	101B	Classroom 101 Front Office on Right	W4	Flaking paint adjacent to Window 2.	No Access	No Access	No Access	No Access	No Access-master lock on door
103	1	101E	Classroom 101 Restroom	W2	Flaking paint on and behind radiator.	See comments	See comments	See comments	See comments	No damage found in this area
104	1	102B	Classroom 102 Coat Closet Area	W3	Flaking, cracking paint at wall behind shelf.	4	1	Yes	Floor - <20 ug/ft2; Outside of the Work Arae on Table Top - <20 ug/ft2	
105	1	103A	Classroom 103 Coat Closet Area	W4	Flakig paint at wall.	4	1	Yes	<20 ug/ft2	
106	1	104A	Classroom 104 Coat Closet Area	W2	Flaking paint at wall.	4	1	Yes	6/26/18 - Sample error; 6/29/18 - <20 ug/ft2 (retest)	
107	1	104A	Classroom 104 Coat Closet Area	W3	Flaking paint at wall.	Same as above	Same as above	Same as above	Same as above	Same as above
108	1	104B	Main Office	W2	Chipped paint at wall by front desk	2	2	Yes	7/2/18 - 27 ug/ft2; 7/3/18 - <20 ug/ft2 (retest)	Retested
109	1	104B	Main Office	W3	Chipped paint at Window 3 window sill	Same as above	Same as above	No		
110	1	104B	Main Office	W4	Spalling paint at wall to the right, immediately upon entering the Main Office	Same as above	Same as above	No		
111	1	104C	Principal's Office	W1	Flaking paint on wall below white board.	2	2	Yes	<20 ug/ft2	
112	1	104C	Principal's Office	W3	Flaking paint at wall.	Same as above	Same as above	No		
113	1	104C	Principal's Office	W4	Flaking paint at wall behind pipe and below window.	Same as above	Same as above	No		
114	1	105A	Classroom 105 Rear Coat Closet Area	W2	Flaking paint on wall leading to classroom	3	1	Yes, 1 wipe	31 ug/ft2	
115	1	105A	Classroom 105 Rear Coat Closet Area	W3	Flaking paint above window	Same as above	Same as above	Same as above	Same as above	Same as above
116	1	106A	Boy's Restroom next to Classroom 106	W2	Flaking paint above tile on wall.	4	1	Yes, 1 wipe	<20 ug/ft2	
117	1	106B	Classroom 106 Rear Coat Closet Area	W2	Flaking paint at wall.	See comments	See comments	See comments	See comments	Painted prior. No signs of a need for stabilization
118	1	106B	Classroom 106 Rear Coat Closet Area	W3	Flaking paint at wall.	See comments	See comments	See comments	See comments	Painted prior. No signs of a need for stabilization
119	1	107A	Bilingual Support Office	W2	Flaking paint at wall between windows and behind radiator.	2	1	Yes	<20 ug/ft2	

	F l o o r	Space # (on Floor Plan)	On Site Room Name	Component	Description of Paint and Plaster Damage (i.e. cracking, chipping, gouges, holes, flaking, spalling, efflorescence, significant moisture damage)	Number of Required RRP Wipes	Number of Colorimetric Wipes Used to Pass	Final Colorimetric Wipe Submitted for AAS Analysis (yes/no)	AAS Analysis Results	Other Notes or Comments
120	1	107B	STS Office next to Nurse's Office	W3	Flaking paint at wall by window.	2	1	Yes	47 ug/ft2 - 062518; <20ug/ft2 - 06/27/18 (retest)	
121	1	107C	Nurse's Office	W1	Flaking paint at door.	2	1	Yes	<20 ug/ft2	
122	1	108A	Classroom 108	Ceiling	Flaking paint above windows 2, 3, &5	4	1	Yes	<20 ug/ft2	Took additional Colormetric in area for total of 2 Colormetrics. 1 submitted for Flame AA
123	1	108A	Classroom 108	W3	Flaking paint at pipe	Same as above	Same as above	Same as above	Same as above	Same as above
124	1	109A	Classroom 109 Boy's and Girl's Restroom	W1	Flaking paint at pipe.	4	1	Yes	<20 ug/ft2	
125	1	110A	Classroom 110 Coat Closet Area	W2	Flaking paint at pipe.	1	1	Yes	<20 ug/ft2	
126	1	H13	Hallway from Rooms 107 A-B- C to Fire Tower Stairs	W2	Flaking paint behind radiator	3	1	Yes, 1 wipe	<20 ug/ft2	
127	1	H14	Hallway from Boy's Restroom to Girl's Restroom	W1	Flaking paint and delaminated plaster at wall adjacet to entrance foyer. Flaking paint outside Room 103.	17	5	Yes, 2 wipes	<20 ug/ft2 & <20 ug/ft2	RRP for 4/19/18 was from 1st Hallway from Classroom 110 to Classroom 102
128	1	H14	Hallway from Boy's Restroom to Girl's Restroom	W3	Flaking paint at wall between classrooms 108 and 109. Flaking paint at wall across from Room 104. Chipped paint at baseboards.	Part of above	Part of above	Part of above	See above	RRP for 4/19/18 was from 1st Hallway from Classroom 110 to Classroom 102
129	1	S110	Fire Tower Stairs near Rooms 107 A-B-C	Ceiling	Flaking paint at ceiling of exterior vestibule.	3	1	No (per SDP protocol for Fire Stairs)		
130	1	S110	Fire Tower Stairs near Rooms 107 A-B-C	W1	Chipped and flaking paint at newel posts and railings.	Part of above	Part of above	Part of above	Part of above	
131	1	S110	Fire Tower Stairs near Rooms 107 A-B-C	W2	Chipped paint at door	Part of above	Part of above	Part of above	Part of above	
132	1	S110	Fire Tower Stairs near Rooms 107 A-B-C	W4	Flaking paint at wall by door to schoolyard. Flaking paint at wall in exterior vestibule.	Part of above	Part of above	Part of above	Part of above	
133	1	S112	Main Entrance to School Building Stairs	W1	Flaking and chipping paint at push bar for front door and the door casing.	2	1	Yes	22.4 ug/ft2	
134	1	S13	Stairwell near Rooms 107 A-B- C	W1	Chipped and flaking paint at newel posts and railings..Chipping paint at doors	See comments	See comments	See comments	See comments	Painting- no stabilization needed. No wipes in this area.
135	1	S13	Stairwell near Rooms 107 A-B- C	W3	Flaking paint at pipe.	See comments	See comments	See comments	See comments	Painting- no stabilization needed. No wipes in this area.
136	1	S16	Stairwell next to Classroom 101	W1	Chipped paint at newel post and railings	4	1	Yes	<20 ug/ft2	
137	1	S16	Stairwell next to Classroom 101	W2	Chipped paint at doors.	Part of Above	Part of Above	Part of Above	Part of Above	This area was part of the same work area as above
138	0	002	Girl's Restroom	Floor	Chipping paint at floor.	See comments	See comments	See comments	See comments	Peeling Floor paint RRP protocol TBD
139	0	002	Girl's Restroom	W3	Flaking paint at right side of room near where pipes wnter ceiling.	15	5	Yes	<20 ug/ft2	4 colorimetrics inside work area and 1 outside the work area
140	0	005	Music Classroom	Ceiling	Flaking paint on ductwork.	12	4	Yes	Floor Samples - <20 ug/ft2 & <20 ug/ft2	2 of the Colormetric Wipes submitted for Flame AA
141	0	005	Music Classroom	W2	Flaking paint at baseboard	Same as above	Same as above	Same as above	Same as above	Same as above
142	0	005	Music Classroom	W3	Flaking paint at drain pipe near ceiling	Same as above	Same as above	Same as above	Same as above	Same as above

	F l o o r	Space # (on Floor Plan)	On Site Room Name	Component	Description of Paint and Plaster Damage (i.e. cracking, chipping, gouges, holes, flaking, spalling, efflorescence, significant moisture damage)	Number of Required RRP Wipes	Number of Colorimetric Wipes Used to Pass	Final Colorimetric Wipe Submitted for AAS Analysis (yes/no)	AAS Analysis Results	Other Notes or Comments
143	0	006	Storage Room next to Gym Office	Ceiling	No Access	4	1	Yes	5/23/18 - 66 ug/ft2, 5/24/18 - <20 ug/ft2 (retest)	To be recleaned and retested 5/24/18
144	0	006	Storage Room next to Gym Office	Floor	No Access	See comments	See comments	See comments	See comments	Peeling Floor paint RRP protocol TBD
145	0	006	Storage Room next to Gym Office	W1	No Access	same as above	same as above	same as above	same as above	same as above
146	0	006	Storage Room next to Gym Office	W2	No Access	same as above	same as above	same as above	same as above	same as above
147	0	006	Storage Room next to Gym Office	W3	No Access	same as above	same as above	same as above	same as above	same as above
148	0	006	Storage Room next to Gym Office	W4	No Access	same as above	same as above	same as above	same as above	same as above
149	0	007	Kitchen	Ceiling	Flaking paint, efflorescence.	16	4	1	<20 ug/ft2	
150	0	007	Kitchen	W3	Flaking paint, efflorescence.	same as above	same as above	same as above	same as above	same as above
151	0	007	Kitchen	W4	Flaking paint at Column in center of area.	same as above	same as above	same as above	same as above	same as above
152	0	008	School Store between Kitchen and Building Engineer's Office	Ceiling	No Access	See comments	See comments	See comments	See comments	Previously stabilized and painted
153	0	008	School Store between Kitchen and Building Engineer's Office	Floor	No Access	See comments	See comments	See comments	See comments	Peeling Floor paint RRP protocol TBD
154	0	008	School Store between Kitchen and Building Engineer's Office	W1	No Access	See comments	See comments	See comments	See comments	Previously stabilized and painted
155	0	008	School Store between Kitchen and Building Engineer's Office	W2	No Access	See comments	See comments	See comments	See comments	Previously stabilized and painted
156	0	008	School Store between Kitchen and Building Engineer's Office	W3	No Access	See comments	See comments	See comments	See comments	Previously stabilized and painted
157	0	008	School Store between Kitchen and Building Engineer's Office	W4	No Access	See comments	See comments	See comments	See comments	Previously stabilized and painted
158	0	009	Gymnasium / Auditorium / Cafeteria	W2	Flaking paint at interior brick wall.	4	1	Yes, 1 wipe	<20 ug/ft2	
159	0	009	Gymnasium / Auditorium / Cafeteria	W3	Flaking paint at "Effort" Radiator Cover.	4	1	Yes, 1 wipe	<20 ug/ft2	
160	0	015	Boy's Restroom	Ceiling	Damaged plaster - ceiling mounted radiator	8	3	Yes, 2 wipe	<20 ug/ft2; <20 ug/ft2	
161	0	017	Gym Teacher's Office and Storage	W1	Chipping paint at door to Office.	2	2	Yes 1 Wipe	< 20 ug/ft2	
162	0	018	Storage Room across from Music Room	W3	Plaster debris on shelf near musical instruments	See comments	See comments	See comments	See comments	No Access
163	0	005A	Music Classroom Office	W4	Flaking paint at pipe in corner.	See comments	See comments	See comments	See comments	No Access
164	0	H01	Hallway from Boy's Restroom to Outside Exit Door by Storage Rooms	Floor	Chipping, scraped paint on concrete flooring	See comments	See comments	See comments	See comments	Peeling Floor paint RRP protocol TBD

Appendix E. Photographs

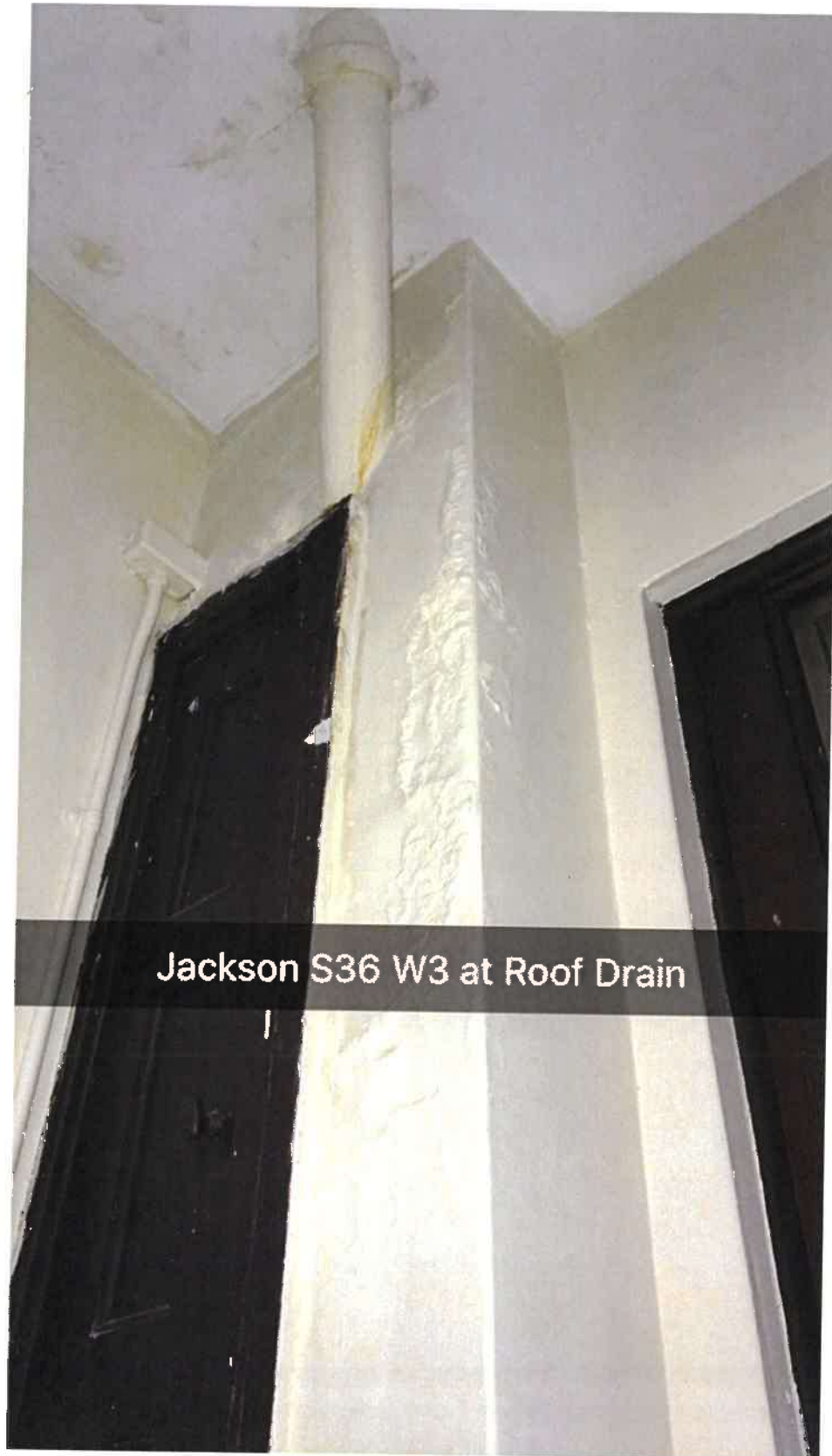


Prior to stabilization.



Classroom 302

Following stabilization

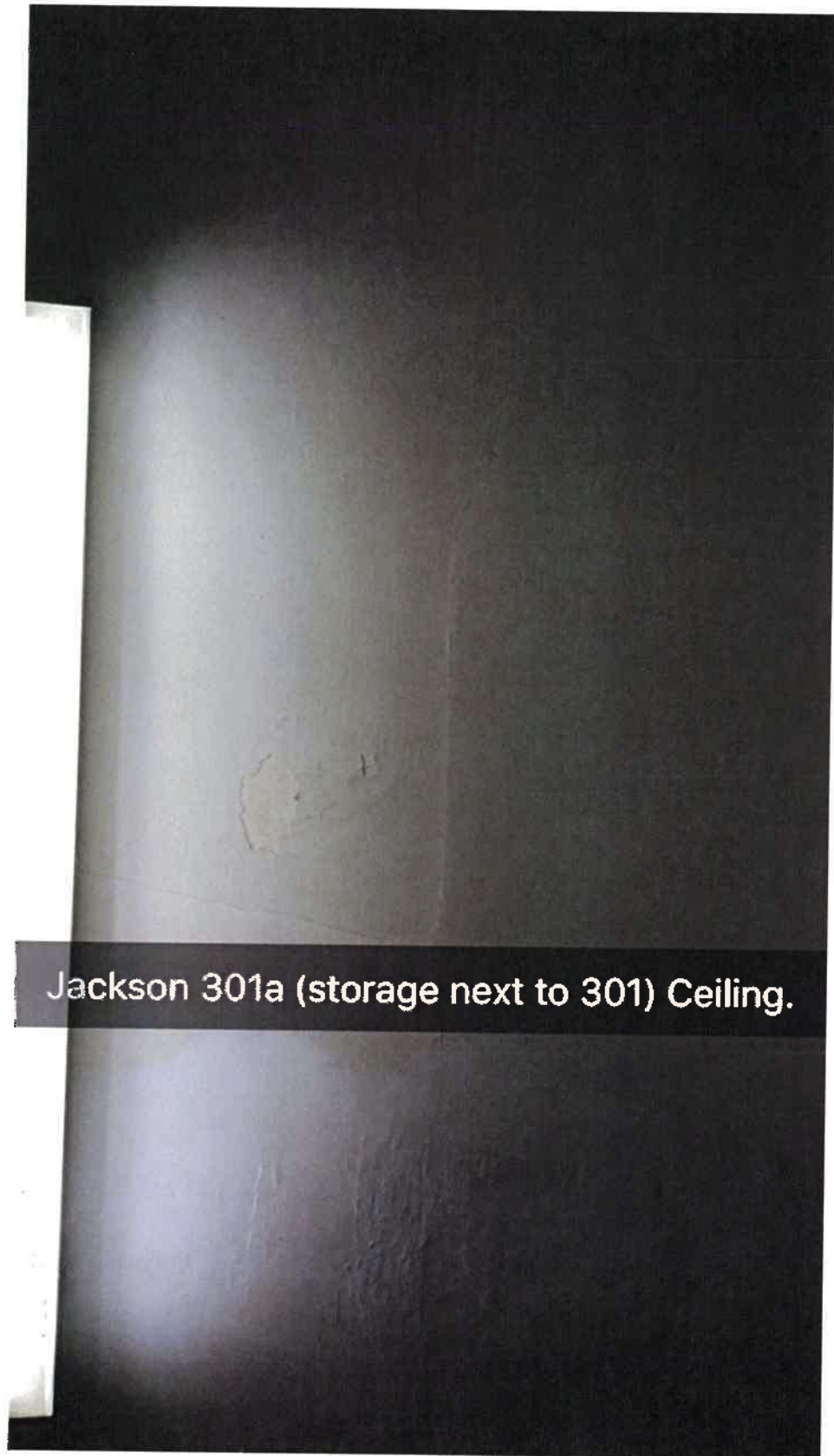


Prior to stabilization



Stairwell next to Classroom 301

Following stabilization



Prior to stabilization



Storage Closet next to Classroom 301

Following stabilization

***Appendix F. Environmental Firm Certification Documentation of
Training***

Documentation of Criterion Employees Assigned to Site with EPA RRP & Dust Sampling Technician Training

First Name	Last Name	Course Description	Course End Date	Expiration Date
Isa	Haj	EPA-Lead Renovator Initial	11/20/2015	11/20/2020
Mary Anne	Lerro	EPA-Lead Renovator Initial	9/10/2015	9/10/2020
Isa	Haj	Dust Sampling Technician Initial	1/8/2018	1/8/2023
Mary Anne	Lerro	Dust Sampling Technician Initial	1/8/2018	1/8/2023

***Appendix G. Painting Contractor Certifications or Documentation of
Training***

United States Environmental Protection Agency

This is to certify that



School District of Philadelphia Office of Environmental
Management Services

has fulfilled the requirements of the Toxic Substances Control Act (TSCA) Section 402, and has received certification to conduct lead-based paint renovation, repair, and painting activities pursuant to 40 CFR Part 745.89

In the Jurisdiction of:

All EPA Administered States, Tribes, and Territories

This certification is valid from the date of issuance and expires June 11, 2020

NAT-50914-2

Certification #

April 06, 2015

Issued On

A handwritten signature in black ink that reads "Michelle Price".

Michelle Price, Chief

Lead, Heavy Metals, and Inorganics Branch



Comprehensive List of Philadelphia School District Employees with EPA RRP Training

First Name	Last Name	Course Description	Course End Date	Expiration Date
Kyle	Adami	EPA-Lead Renovator Refresher	09-Mar-15	09-Mar-20
Marcel	Allen	EPA-Lead Renovator Refresher	28-Apr-15	28-Apr-20
James	Archie	EPA-Lead Renovator Refresher	09-Mar-15	09-Mar-20
Demetrius	Atwell	EPA-Lead Renovator Initial	17-Nov-17	17-Nov-22
Samuel	Atwell	EPA-Lead Renovator Initial	17-Nov-17	17-Nov-22
Shawn	Baldwin	EPA-Lead Renovator Initial	01-Apr-15	01-Apr-20
Michael	Baranek	EPA-Lead Renovator Refresher	09-Mar-15	09-Mar-20
Chris	Bartella	EPA-Lead Renovator Refresher	21-May-15	21-May-20
Chris	Bendig	EPA-Lead Renovator Refresher	10-Mar-15	10-Mar-20
Michael	Bennett	EPA-Lead Renovator Refresher	09-Mar-15	09-Mar-20
Gino	Berardinucci	EPA-Lead Renovator Refresher	21-May-15	21-May-20
Jessica	Binda-Rischow	EPA-Lead Renovator Initial	20-Apr-18	20-Apr-23
Terrence	Blocker	EPA-Lead Renovator Initial	01-Apr-15	01-Apr-20
Damian	Boninfante	EPA-Lead Renovator Refresher	19-Mar-15	19-Mar-20
James	Borie	EPA-Lead Renovator Refresher	09-Mar-15	09-Mar-20
Joe	Bowes	EPA-Lead Renovator Refresher	09-Mar-15	09-Mar-20
Rhett	Boykins	EPA-Lead Renovator Initial	03-Nov-17	03-Nov-22
Robert	Broadnax	EPA-Lead Renovator Initial	20-Apr-18	20-Apr-23
Philip	Burton	EPA-Lead Renovator Refresher	02-Apr-15	02-Apr-20
Randy	Bushnell	EPA-Lead Renovator Refresher	02-Apr-15	02-Apr-20
Okang	Cambridge	EPA-Lead Renovator Initial	17-Nov-17	17-Nov-22
Michael	Cancelliere	EPA-Lead Renovator Refresher	10-Mar-15	10-Mar-20
Anthony	Carruth	EPA-Lead Renovator Refresher	09-Mar-15	09-Mar-20
Thomas	Casey	EPA-Lead Renovator Refresher	09-Mar-15	09-Mar-20
Gabrielle	Cecala	EPA-Lead Renovator Initial	17-Nov-17	17-Nov-22
Anthony	Cecala	EPA-Lead Renovator Refresher	19-Mar-15	19-Mar-20
Brian	Chambers	EPA-Lead Renovator Refresher	09-Mar-15	09-Mar-20
Suzette	Christian	EPA-Lead Renovator Initial	17-Nov-17	17-Nov-22
Rich	Ciuckis	EPA-Lead Renovator Refresher	09-Mar-15	09-Mar-20
Michael	Clark	EPA-Lead Renovator Initial	01-Apr-15	01-Apr-20
Harold	Clark, Jr.	EPA-Lead Renovator Refresher	09-Mar-15	09-Mar-20
Joseph	Clemson	EPA-Lead Renovator Refresher	09-Mar-15	09-Mar-20
Brian	Cook	EPA-Lead Renovator Refresher	09-Mar-15	09-Mar-20
Jeff	Cook	EPA-Lead Renovator Refresher	09-Mar-15	09-Mar-20
Kevin	Courtney	EPA-Lead Renovator Initial	20-Apr-18	20-Apr-23
Jahmai	Crawley	EPA-Lead Renovator Initial	03-Nov-17	03-Nov-22
Timothy	Creighton	EPA-Lead Renovator Initial	17-Nov-17	17-Nov-22
Steven	Creighton	EPA-Lead Renovator Refresher	10-Mar-15	10-Mar-20
Joe	Curran	EPA-Lead Renovator Refresher	10-Mar-15	10-Mar-20
Kevin	Curry	EPA-Lead Renovator Refresher	28-Apr-15	28-Apr-20
Demetrius	Dancey	EPA-Lead Renovator Initial	01-Apr-15	01-Apr-20

Fran	Davis	EPA-Lead Renovator Refresher	19-Mar-15	19-Mar-20
James	Davis (diff emp.)	EPA-Lead Renovator Refresher	19-Mar-15	19-Mar-20
Edmund	Davis, Jr.	EPA-Lead Renovator Initial	20-Mar-18	20-Mar-23
Anthony	Devlin	EPA-Lead Renovator Refresher	02-Apr-15	02-Apr-20
Ken	Dickson	EPA-Lead Renovator Initial	11-Aug-14	11-Aug-19
Mark	DiGiambattista	EPA-Lead Renovator Initial	01-Apr-15	01-Apr-20
Steve	Dolan	EPA-Lead Renovator Refresher	19-Mar-15	19-Mar-20
Stephen	DuBan	EPA-Lead Renovator Refresher	20-Mar-15	20-Mar-20
James	Dugan	EPA-Lead Renovator Refresher	19-Mar-15	19-Mar-20
Mark	Dugan	EPA-Lead Renovator Refresher	09-Mar-15	09-Mar-20
Donald	Eife	EPA-Lead Renovator Refresher	19-Mar-15	19-Mar-20
George	Faccenda	EPA-Lead Renovator Refresher	20-Mar-15	20-Mar-20
Anthony	Fiore	EPA-Lead Renovator Refresher	09-Mar-15	09-Mar-20
Bill	Flanigan	EPA-Lead Renovator Refresher	10-Mar-15	10-Mar-20
Michael	Flannery Sr.	EPA-Lead Renovator Refresher	09-Mar-15	09-Mar-20
Joseph	Flannery, Jr.	EPA-Lead Renovator Initial	20-Apr-18	20-Apr-23
David	Foster	EPA-Lead Renovator Refresher	10-Mar-15	10-Mar-20
Anthony	Gajdowski	EPA-Lead Renovator Initial	30-Jul-14	30-Jul-19
Joseph	Gallagher	EPA-Lead Renovator Refresher	10-Mar-15	10-Mar-20
Stephen	Gallagher	EPA-Lead Renovator Initial	11-Aug-14	11-Aug-19
Harold	Ganskopp, Jr.	EPA-Lead Renovator Refresher	09-Mar-15	09-Mar-20
Ralph	Garcia	EPA-Lead Renovator Refresher	19-Mar-15	19-Mar-20
James	Garofolo	EPA-Lead Renovator Refresher	10-Mar-15	10-Mar-20
John	Genovese	EPA-Lead Renovator Refresher	10-Mar-15	10-Mar-20
Joe	George	EPA-Lead Renovator Initial	20-Apr-18	20-Apr-23
Thomas	Gibson	EPA-Lead Renovator Refresher	10-Mar-15	10-Mar-20
John	Gidzinski	EPA-Lead Renovator Initial	01-Apr-15	01-Apr-20
James	Gillice	EPA-Lead Renovator Refresher	09-Mar-15	09-Mar-20
Melvin	Goins	EPA-Lead Renovator Initial	17-Nov-17	17-Nov-22
Damon	Gonzaga	EPA-Lead Renovator Initial	11-Aug-14	11-Aug-19
Raynaldo	Gonzalez	EPA-Lead Renovator Initial	17-Nov-17	17-Nov-22
John	Gordon	EPA-Lead Renovator Initial	01-Apr-15	01-Apr-20
Frank	Gosciminski	EPA-Lead Renovator Refresher	19-Mar-15	19-Mar-20
Kwamie	Grove	EPA-Lead Renovator Initial	11-Aug-14	11-Aug-19
Ron	Hackimer	EPA-Lead Renovator Refresher	10-Mar-15	10-Mar-20
Richard	Hagenbuch	EPA-Lead Renovator Refresher	19-Mar-15	19-Mar-20
James	Hall	EPA-Lead Renovator Initial	11-Jul-18	11-Jul-23
David	Hampton Jr.	EPA-Lead Renovator Refresher	21-May-15	21-May-20
Gerard	Harkins	EPA-Lead Renovator Refresher	02-Apr-15	02-Apr-20
Erica	Hickey	EPA-Lead Renovator Initial	20-Mar-18	3/20/2023
Wayne	Hogeland	EPA-Lead Renovator Refresher	19-Mar-15	19-Mar-20
Timothy	Holman	EPA-Lead Renovator Refresher	19-Mar-15	19-Mar-20
Durelle	Holmes	EPA-Lead Renovator Initial	20-Mar-18	20-Mar-23
Richard	Houck	EPA-Lead Renovator Refresher	10-Mar-15	10-Mar-20

Alfred	Howard	EPA-Lead Renovator Initial	20-Mar-18	20-Mar-23
Wayne	Howard	EPA-Lead Renovator Initial	01-Apr-15	01-Apr-20
Timothy	Humes	EPA-Lead Renovator Refresher	19-Mar-15	19-Mar-20
Lance	Jackson	EPA-Lead Renovator Refresher	10-Mar-15	10-Mar-20
Eric	Johnson	EPA-Lead Renovator Refresher	28-Apr-15	28-Apr-20
James	Johnson	EPA-Lead Renovator Refresher	19-Mar-15	19-Mar-20
Jimmie	Johnson	EPA-Lead Renovator Refresher	19-Mar-15	19-Mar-20
Walter	Johnson	EPA-Lead Renovator Refresher	19-Mar-15	19-Mar-20
Donald	Johnson Jr.	EPA-Lead Renovator Refresher	19-Mar-15	19-Mar-20
Jesse	Jones	EPA-Lead Renovator Initial	11-Aug-14	11-Aug-19
Gerald	Joniec	EPA-Lead Renovator Refresher	21-May-15	21-May-20
Brian	Joseph	EPA-Lead Renovator Refresher	28-Apr-15	28-Apr-20
Anthony	Jubilee	EPA-Lead Renovator Refresher	19-Mar-15	19-Mar-20
Gerald	Junod	EPA-Lead Renovator Refresher	28-Apr-15	28-Apr-20
Joe	Kehoe	EPA-Lead Renovator Initial	01-Apr-15	01-Apr-20
John	Kenney	EPA-Lead Renovator Refresher	19-Mar-15	19-Mar-20
Mary	Koehler	EPA-Lead Renovator Refresher	02-Apr-15	02-Apr-20
Richard	Kovacs	EPA-Lead Renovator Initial	20-Apr-18	20-Apr-23
John	Krol	EPA-Lead Renovator Refresher	19-Mar-15	19-Mar-20
Michael	Leone	EPA-Lead Renovator Refresher	02-Apr-15	02-Apr-20
George	Leone	EPA-Lead Renovator Initial	11-Aug-14	11-Aug-19
Richard	Lepore	EPA-Lead Renovator Initial	20-Apr-18	20-Apr-23
Walter	Lipski	EPA-Lead Renovator Refresher	19-Mar-15	19-Mar-20
David	Loftus	EPA-Lead Renovator Refresher	09-Mar-15	09-Mar-20
Eloy	Lopez Jr.	EPA-Lead Renovator Refresher	20-Mar-15	20-Mar-20
Augustus	Lover, III	EPA-Lead Renovator Initial	20-Apr-18	20-Apr-23
Michael	Lowe	EPA-Lead Renovator Refresher	21-May-15	21-May-20
Harry	Lowe, Jr.	EPA-Lead Renovator Initial	20-Apr-18	20-Apr-23
Kenneth	Mack	EPA-Lead Renovator Initial	01-Apr-15	01-Apr-20
Thomas	Malkowski	EPA-Lead Renovator Refresher	10-Mar-15	10-Mar-20
Thomas	Malkowski, Jr.	EPA-Lead Renovator Initial	03-Nov-17	03-Nov-22
Kevin	Malone	EPA-Lead Renovator Refresher	19-Mar-15	19-Mar-20
Dante	Mancini	EPA-Lead Renovator Refresher	28-Apr-15	28-Apr-20
Stephen	Manna	EPA-Lead Renovator Initial	20-Apr-18	20-Apr-23
Charles	Markey	EPA-Lead Renovator Refresher	19-Mar-15	19-Mar-20
Derrick	Matthews	EPA-Lead Renovator Initial	01-Apr-15	01-Apr-20
Benedict	Matthews	EPA-Lead Renovator Refresher	20-Mar-15	20-Mar-20
Kevin	McAfee	EPA-Lead Renovator Initial	30-Jul-14	30-Jul-19
Gerard	McAnena	EPA-Lead Renovator Refresher	19-Mar-15	19-Mar-20
Jim	McBride	EPA-Lead Renovator Refresher	19-Mar-15	19-Mar-20
John	McFarlane	EPA-Lead Renovator Refresher	10-Mar-15	10-Mar-20
Mikkel	McKinnie	EPA-Lead Renovator Initial	01-Apr-15	01-Apr-20
Patrick	McMahon	EPA-Lead Renovator Refresher	02-Apr-15	02-Apr-20
Pat	McMahon	EPA-Lead Renovator Initial	11-Aug-14	11-Aug-19

Matthew	Melady	EPA-Lead Renovator Refresher	28-Apr-15	28-Apr-20
Joe	Mellina Jr.	EPA-Lead Renovator Refresher	19-Mar-15	19-Mar-20
Harry	Milbourne	EPA-Lead Renovator Initial	30-Jul-14	30-Jul-19
Christopher	Moore	EPA-Lead Renovator Refresher	19-Mar-15	19-Mar-20
Mike	Moore	EPA-Lead Renovator Refresher	10-Mar-15	10-Mar-20
Mike	Moore	EPA-Lead Renovator Refresher	10-Mar-15	10-Mar-20
Earl	Morris	EPA-Lead Renovator Refresher	20-Mar-15	20-Mar-20
William	Muller	EPA-Lead Renovator Refresher	20-Mar-15	20-Mar-20
Jorge	Naveiro	EPA-Lead Renovator Initial	17-Nov-17	17-Nov-22
Richard	Nedorost	EPA-Lead Renovator Refresher	10-Mar-15	10-Mar-20
Ernest	Neven	EPA-Lead Renovator Initial	20-Mar-18	20-Mar-23
Scott	Ovington	EPA-Lead Renovator Refresher	28-Apr-15	28-Apr-20
Benjamin	Pak	EPA-Lead Renovator Initial	20-Apr-18	20-Apr-23
Vernon	Palmer	EPA-Lead Renovator Initial	01-Apr-15	01-Apr-20
Derek	Parker	EPA-Lead Renovator Refresher	20-Mar-15	20-Mar-20
Percy	Payno	EPA-Lead Renovator Initial	01-Apr-15	01-Apr-20
Jose	Perez	EPA-Lead Renovator Refresher	20-Mar-15	20-Mar-20
Edward	Perks	EPA-Lead Renovator Refresher	09-Mar-15	09-Mar-20
Salvatore	Perrone	EPA-Lead Renovator Refresher	20-Mar-15	20-Mar-20
John	Pilotti	EPA-Lead Renovator Refresher	10-Mar-15	10-Mar-20
Alfred	Pizzo	EPA-Lead Renovator Initial	20-Apr-18	20-Apr-23
James	Pizzo	EPA-Lead Renovator Initial	20-Mar-18	20-Mar-23
Ernest	Purvis	EPA-Lead Renovator Refresher	10-Mar-15	10-Mar-20
Kevin	Quigley	EPA-Lead Renovator Refresher	10-Mar-15	10-Mar-20
Luke	Quinn	EPA-Lead Renovator Refresher	20-Mar-15	20-Mar-20
Fred	Raskay	EPA-Lead Renovator Initial	20-Apr-18	20-Apr-23
Frank	Ratka, II	EPA-Lead Renovator Initial	20-Apr-18	20-Apr-23
Pat	Raynor	EPA-Lead Renovator Refresher	19-Mar-15	19-Mar-20
Jim	Reick	EPA-Lead Renovator Refresher	10-Mar-15	10-Mar-20
Michael	Reilly	EPA-Lead Renovator Refresher	10-Mar-15	10-Mar-20
Eric	Ricchezza	EPA-Lead Renovator Refresher	10-Mar-15	10-Mar-20
Shawn	Robinson	EPA-Lead Renovator Initial	01-Apr-15	01-Apr-20
Joseph	Ryan	EPA-Lead Renovator Refresher	10-Mar-15	10-Mar-20
Salvatore	Sansone	EPA-Lead Renovator Refresher	20-Mar-15	20-Mar-20
William	Savage	EPA-Lead Renovator Initial	20-Mar-18	20-Mar-23
Bruce	Savage	EPA-Lead Renovator Refresher	10-Mar-15	10-Mar-20
Ricky	Scarbrough, Sr.	EPA-Lead Renovator Refresher	09-Mar-15	09-Mar-20
Jeff	Schillig	EPA-Lead Renovator Refresher	20-Mar-15	20-Mar-20
Steven	Schmidt	EPA-Lead Renovator Refresher	02-Apr-15	02-Apr-20
Harry	Schmitt	EPA-Lead Renovator Refresher	19-Mar-15	19-Mar-20
Jeff	Scott	EPA-Lead Renovator Refresher	19-Mar-15	19-Mar-20
Tom	Sharer	EPA-Lead Renovator Refresher	20-Mar-15	20-Mar-20
David	Sienko	EPA-Lead Renovator Initial	17-Nov-17	17-Nov-22
Frank	Sienko	EPA-Lead Renovator Refresher	02-Apr-15	02-Apr-20

Gregory	Smith	EPA-Lead Renovator Refresher	19-Mar-15	19-Mar-20
William	Soda	EPA-Lead Renovator Initial	20-Apr-18	20-Apr-23
Raymond	Solley	EPA-Lead Renovator Refresher	20-Mar-15	20-Mar-20
Lukose	Solomon	EPA-Lead Renovator Refresher	21-May-15	21-May-20
Joseph	Stewart	EPA-Lead Renovator Refresher	21-May-15	21-May-20
Frank	Stramitis	EPA-Lead Renovator Refresher	10-Mar-15	10-Mar-20
Mario	Tamborello	EPA-Lead Renovator Initial	11-Aug-14	11-Aug-19
Christopher	Taylor	EPA-Lead Renovator Initial	30-Jul-14	30-Jul-19
Harry	Thomson	EPA-Lead Renovator Refresher	09-Mar-15	09-Mar-20
Ray	Tierney	EPA-Lead Renovator Refresher	02-Apr-15	02-Apr-20
Vincent	Tonelli	EPA-Lead Renovator Initial	17-Nov-17	17-Nov-22
Vincent	Trasatti	EPA-Lead Renovator Initial	20-Apr-18	20-Apr-23
Richard	Tremonte	EPA-Lead Renovator Refresher	20-Mar-15	20-Mar-20
Nicholas	Umile	EPA-Lead Renovator Initial	17-Nov-17	17-Nov-22
Gerald	Watson	EPA-Lead Renovator Refresher	19-Mar-15	19-Mar-20
Tim	Weicker	EPA-Lead Renovator Initial	20-Apr-18	20-Apr-23
Stephen	Weiss	EPA-Lead Renovator Initial	17-Nov-17	17-Nov-22
George	Weissman	EPA-Lead Renovator Initial	17-Nov-17	17-Nov-22
Lee	White, II	EPA-Lead Renovator Initial	20-Apr-18	20-Apr-23
William	Wilson	EPA-Lead Renovator Refresher	09-Mar-15	09-Mar-20
Timothy	Witczak	EPA-Lead Renovator Refresher	09-Mar-15	09-Mar-20
Denice	Witkowski	EPA-Lead Renovator Initial	17-Nov-17	17-Nov-22
Robert	Yerkov	EPA-Lead Renovator Refresher	10-Mar-15	10-Mar-20
Tim	Yust	EPA-Lead Renovator Refresher	10-Mar-15	10-Mar-20
Eric	Zeoli	EPA-Lead Renovator Refresher	10-Mar-15	10-Mar-20

Appendix H. Documentation of Parent and Staff Notification



Andrew Jackson School
1213 S. 12TH ST.
PHILADELPHIA, PA 19147

Kelly Espinosa
Principal

Phone: 215 - 400 - 7970
Fax: 215 - 400 - 7971

Notice of Paint and Plaster Stabilization Work

Dear Jackson School Families,

The purpose of this letter is to share information about work that is underway at our school.

The School District of Philadelphia is currently conducting paint and plaster stabilization work in school buildings constructed prior to 1978 that are likely to contain lead-based paint. Paint stabilization involves removing loose, peeling, flaking and crumbling paint and plaster under controlled conditions. The goal of the work is to enhance classroom environments and remove the risk of lead exposure to children in our school community. Our school has been selected for this work because paint damage was documented in occupied spaces such as classrooms and classroom closets, administrative offices, cafeteria, auditorium, bathrooms, kitchen, hallways, and emergency exit stairways.

The work is being completed by environmental contractors and School District painters during the evening hours following school dismissal. These individuals are trained and certified in United States Environmental Protection Agency (EPA) lead-based paint renovation, repair and painting work practices. These work practices ensure that classrooms and other areas are free of paint chips, dust and debris after the project is completed.

Upon completion, loose, flaking, peeling and crumbling paint and plaster will be removed from ceilings and walls. The areas will also be patched, repainted and cleaned. A quality control assessment will also take place after the work is completed in each area to ensure that the spaces are ready for students and staff to safely occupy.

A full report on the project will be completed and made available in the school's main office in the near future. For more information about lead, please contact the Lead Prevention Unit of the Philadelphia Department of Health at (215) 685-2788 or visit <http://www.phila.gov/health/childhoodlead>.

Thank you for your attention on this matter.

Sincerely,

Kelly Espinosa, Principal