



Summary of Paint & Plaster Stabilization Activities



***Field
Services***

At:

**#8390 – Aloysius Fitzpatrick Elementary
School
11061 Knights Road
Philadelphia, PA 19154**

For:

**Mr. Brian Joseph
Environmental Services Manager
School District of Philadelphia
Office of Environmental Management &
Services
440 North Broad Street, 3rd Floor – Portal C
Philadelphia, PA 19130**



***Lab
Services***

Prepared By:

**Mr. Ananth K. Vinjamuri
Project Manager**

Report Date:

September 11, 2019

Project Number:

191518

Dates of Project:

June 10 – August 30, 2019



***Training
Services***

Summary of Paint and Plaster Stabilization Activities
School Name: Aloysius Fitzpatrick Elementary School
Address: 11061 Knights Road
Philadelphia, PA 19154
UCLS #: 8390

TABLE OF CONTENTS

- I. Introduction**
- II. Methods Executive Summary**
 - A. Preliminary Steps**
 - i. Parent and Staff Notifications**
 - ii. Decluttering**
 - iii. Wall Hangings**
 - iv. Swing Space**
 - v. Facilities Building Cleaning Staff Training**
 - B. Pre-Cleaning**
 - C. Paint & Plaster Stabilization Procedures**
 - i. Work Practices**
 - ii. Oversight**
 - D. Cleanup & Completion**
 - i. Cleanup**
 - ii. Testing**
- III. Oversight**
 - A. Scope of Work**
 - B. EPA Checklist**
 - C. Oversight**
 - D. Sample Results**

Appendix A. Scope of Work Table

Appendix B. Additional Scope of Work Table

Appendix C. EPA Checklist Table

Appendix D. Oversight Table

Appendix E. Sample Results Table

Appendix F. Photographs

Appendix G. Environmental Firm Certification Documentation of Training

Appendix H. Paint Contractor Certifications or Documentation of Training

Appendix I. Documentation of Parent and Staff Notifications

I. INTRODUCTION

Criterion Laboratories, Inc. (Criterion), was requested by the School District of Philadelphia's Office of Environmental Management Services (OEMS) to perform oversight and clearance testing during a paint and plaster stabilization project being performed by Sioutis Coatings Enterprise, Inc. at Aloysius Fitzpatrick Elementary School located at 11061 Knights Road, in Philadelphia, PA (the "School"). The purpose of the oversight was to document that all parts of the US Environmental Protection Agency (EPA) Lead Renovation, Repair and Painting rules were being followed and documented.

II. METHODS EXECUTIVE SUMMARY

A. Preliminary Steps

i. Parent and Staff Notifications

Parents and staff were notified of the paint and plaster project by mail several weeks prior to the commencement of the project. Additionally, prior to the start of the project, parent and staff meetings were held by OEMS, Maintenance, and Operations to explain the process of the paint and plaster projects and to field any questions or concerns.

ii. Decluttering

Classrooms, closets and other storage areas were decluttered prior to the commencement of stabilization work. Coordination of the decluttering activities was made between teachers and facilities staff to ensure that outdated and unneeded academic materials were discarded, and that resources were provided to assist in the decluttering tasks such as support staff for heavy lifting and/or moving large furniture and additional recycling dumpsters.

iii. Wall Hangings

Posters, bulletin boards, framed art and other wall hangings were removed prior to the commencement of the paint stabilization project. This was coordinated with teachers by the Operations Division at the kick-off meeting, and during the phasing of the project, with the help of the Principal.

iv. Swing Space

Swing space was identified prior to the commencement of stabilization work to ensure that classrooms were available during the school year. A plan was created on a school-by-school basis to relocate students and teachers from classrooms during the course of this work. All work areas were scheduled for cleaning by facilities staff after the paint stabilization work was completed by Maintenance Painting Staff.

v. Facilities Building Cleaning Staff Training

Facilities Building Cleaning Staff were provided with information about this project and expectations for post-cleaning, including use of wet-wipes and HEPA vacuums.

B. Pre-Cleaning

On an as-needed basis, for areas such as cluttered storage closets, that required extensive movement of materials, HEPA vacuuming, and wet-wiping prior to paint and plaster stabilization, the Maintenance Environmental staff performed a pre-cleaning in advance of stabilization work. The intent of this task was to provide a clean work area prior to decluttering and stabilization.

Additionally, post-cleaning was conducted by facilities staff after paint and plaster stabilization was completed. This included the HEPA vacuuming and wet-wiping of all horizontal surfaces and polishing floors.

C. Paint & Plaster Stabilization Procedures

Paint and plaster stabilization work complied with the EPA's Lead RRP rule. All staff conducting this work were trained and/or certified as Lead RRP workers.

The following procedures were followed:

i. Work Practices

- Isolate work areas to restrict dust from impacting adjacent areas.
- Post signs/notifications as per EPA Lead RRP.
- Place “walk-off” pads at all access points into/out of work area.
- Seal all openings [windows, doors, and HVAC system registers/grilles] inside work areas as per direction from on-site environmental monitors and consistent with the EPA Lead RRP rules & guidelines.
- Workers are to wear disposable clothing and foot coverings while inside work areas and will not leave work areas wearing disposable clothing.
- Move/cover all remaining objects in work area to protect them. Including all open bins, shelves and boxes in the classroom.
- Employ/Erect “portable” dust containment barrier systems to limit the size of work areas requiring post-cleaning and limit testing and exposure.
- Place plastic floor coverings to extend at least 6 feet out from vertical surfaces being stabilized unless utilizing vertical barriers/containment systems.
- Perform all paint stabilization work in compliance with the EPA Lead RRP rules & guidelines and as per the directions of on-site environmental monitors to minimize dust contamination.
- Take all steps necessary to ensure that no dust or debris leaves the work area while the work is being performed.

- Use precautions to ensure that all employees, tools, and other items, including the exteriors of waste containers, are free of dust and debris before leaving the work area.
- Collect all paint chips & debris, fold up plastic floor coverings and any other plastic sheeting used on horizontal surfaces, without dispersing dust or debris and dispose of the material in heavy duty plastic waste bags.
- Do not use power tools.
- Do not use dry sweeping with brooms.
- Do use water/misting during stabilization to minimize dust.
- Do use HEPA vacuums and wet wiping/cleaning techniques.

ii. Oversight

The environmental technician will oversee paint and plaster stabilization work to ensure compliance with lead safe work practices. An oversight report will be completed at the end of every shift to record the work areas that were stabilized. The following tasks will be verified and recorded:

- Pre-cleaning
- Contents moved
- Work area prepped
- Surfaces stabilized
- Contents back in place
- Final inspection approval and photos

D. Cleanup & Completion

The following clean-up and completion procedures were performed for each work area following the completion of stabilization work:

i. Cleanup

- There should be no signs of loose, peeling, flaking, bubbling or crumbling paint or plaster visible on walls or ceilings or on any other painted surfaces.
- There should be no visible signs of paint chips, debris or dust of any kind on surfaces within “contained” and isolated work areas NOR outside of the contained and isolated work areas.
- Window sills, floors, baseboards, shelving units, tops of cabinets, desks, chairs, tables and all other horizontal surfaces must be free of any visible signs of paint and plaster dust and/or debris.
- There must be absolutely no visible signs of paint chips, and/or paint/plaster dust or debris on academic/educational materials, including books, bins, toys, desks, chairs, carpets, papers, etc., after each work shift and to allow for re-occupancy the next day.

- Any remaining paint and plaster must be tightly adhered to wall and ceiling surfaces such that it cannot be further damaged, pried off or disturbed by “simple fingernail pressure” otherwise work will not be considered to be successfully completed.
- Newly painted surfaces should match the aesthetics of the area in total and should cover the entirety of the wall or ceiling area that was addressed through this work. No visible “patches” of paint should be observed.

ii. Testing

The District and the PFT’s Environmental Consultant worked closely to develop an agreed upon approach to verify that stabilization work was performed in accordance with lead safe work practices, and that classrooms would be safe for re-occupancy by children and staff. This approach exceeds the EPA Lead RRP rule requirements in terms of the types of, and amounts of, testing performed. Testing will take place in work areas. The areas will be cleaned by general cleaners after the stabilization work is completed and the clearance testing is performed.

Qualitative testing methods, i.e., EPA RRP verification wipe testing and colorimetric wipe testing, will be compared with the quantitative testing method of Atomic Absorption Spectrophotometry (AAS) as indicated in the testing protocol below. If the comparison testing is consistently correlated, only qualitative testing will continue for the duration of the project.

a. Testing Protocol

Step 1 -- EPA RRP Verification Wipes and Colorimetric Wipes

The environmental consultant and painter foreman will coordinate the EPA RRP Verification Test Wipe in rooms/areas that have been stabilized and cleaned, and where plastic work area coverings have been removed and visual inspection conducted. After EPA RRP verification wipes pass the cleanliness standard for any surface and/or a 40 square feet (SF) section, the colorimetric testing will be conducted by the environmental consultant.

The colorimetric wipe tests will occur in “child-occupied areas” on approximately 10% of surfaces considered “clean” following the use of the verification wipes. These surfaces may include floors, window sills, or the tops of any other immovable objects that were covered and cleaned in each work area (e.g. CUVs, immovable bookshelves). Additional colorimetric wipes may be collected on surfaces that had been moved and covered and placed outside of the work area. These surfaces may include desks, chairs, bookshelves, etc.

“Child-occupied areas” will include: classrooms, restrooms, cafeterias, gymnasiums, and auditoriums that are routinely used by children in PK-1st grade

classrooms. Common areas that children in PK-1st grade classrooms only pass through, such as hallways, stairways, and garages are not included. “Child-occupied areas” will be identified by the Principal of each school.

Step 2 -- Response to Failed Tests

If colorimetric testing “fails,” then the 40 SF area will be re-wiped by EPA RRP Wipes. The process will continue until both testing methods confirm a “pass.”

Step 3 -- Flame Atomic Absorption Spectrophotometry (FAAS)

Flame Atomic Absorption Spectrophotometry (FAAS) will be used to verify and confirm the results of the colorimetric testing. FAAS will be used as a quality assurance/quality control for the colorimetric samples. Approximately 10% of the colorimetric samples should be submitted for FAAS analysis.

Step 4 -- Release Spaces Back to School/Operations

If EPA RRP wipes and colorimetric wipes are both acceptable, as determined on site, and if work was completed in accordance with this procedure, the room will be turned over to the District’s Operations team for “deep cleaning” and for re-occupancy.

Step 5 — Ongoing Review

All sampling and testing data, information and results will be readily available and accessible for review by school staff, parents and members of the Oversight Advisory Committee and will be reviewed on a regular basis. Any suggested modifications, changes or other revisions will be considered by the School District of Philadelphia.

The three testing methods were conducted as follows:

Type of Clearance Tests	Building Component	Number of Sample Locations within Work Area	Type of Testing	Testing Specifications/Limitations
EPA RRP Cleaning Verification Wipe	Floors, Countertops, Desks, Tables, Window Sills	One (1) wipe every 40 square feet (ft ²) or entire surface of component if surface area is less than 40ft ² One (1) wipe for every window sill	Qualitative	<ul style="list-style-type: none">• Qualitative testing based on cleanliness (white glove test)• According to RRP, the areas pass after the 3rd cleaning, regardless of verification

Colorimetric Wipe SKC, Inc. Full Disclosure® Instant Wipes	Floors, Countertops, Desks, Tables, Window Sills, Etc.	10% of surfaces considered “clean” following the use of EPA RRP Cleaning Verification Wipes	Qualitative	<ul style="list-style-type: none"> • Qualitative testing based on colorimetric visual comparison • Lower Limit of Visual Detection is 18µg of lead • False positive and false negative interferences from silver, cadmium, barium, mercury, and titanium (percentages unknown) • Involves field preparation of sampling media using reagents
Flame Atomic Absorption Spectrophotometry (AAS)	Analyze Colorimetric Wipes from locations listed above	A minimum of one and a maximum of 10% of colorimetric wipes will also be subjected to laboratory analysis by FAAS for verification. This testing method will be used on a periodic basis to validate the accuracy of qualitative methods above.	Quantitative	<ul style="list-style-type: none"> • Interior Floors and Desks: < 20 µg/ft² This is based upon a District and PFT agreement. This is half the current HUD and EPA standard. This is tied to the detection level for the colorimetric wipe which is 18µg per wipe. • Window Sills: < 100 µg/ft² per HUD

III. OVERSIGHT

A. Scope of Work

A scope of work was developed for Fitzpatrick Elementary School following a room-by-room inspection of the school. During the inspection, the location and quantity of damaged paint and plaster, along with any associated debris and whether the damage was the result of an on-going moisture intrusion, were noted. This information was entered into a scope of work spreadsheet, which was provided to the School District Painting Department in order to create a schedule for the work to be completed.

During the paint and plaster stabilization project, additional areas of damage were found behind wall hangings, inside of closets that had now been decluttered, and behind furniture once it had been moved. These additional areas of work were added to the scope of work as they were observed.

The scope of work for Fitzpatrick Elementary School is included in Appendix A of this report.

B. Additional Scope of Work

Additional Scope of Work document was created for any damage that was observed during the oversight activities. The Additional Scope of Work for Fitzpatrick Elementary School is included in Appendix B of this report.

C. EPA Checklist

Throughout the paint and plaster stabilization project, Criterion's on-site inspector observed, documented, and signed-off on tasks required by the EPA RRP. Additional notes were added to the EPA Checklist to document different oversight tasks that took place. These included documenting that warning signs were posted at the entrance to the work area, that the work area had been contained to prevent the spread of dust and debris, that all objects in the work area had been removed or covered, that all HVAC ducts in the work area were closed and covered, that windows in the work area were closed, that doors in the work area were closed and sealed, that doors that must be used in the work area were covered to allow passage but prevent the spread of dust, that floors in the work area were covered with taped-down plastic, that waste was being contained while on-site and while being transported, that the work site was properly cleaned after the renovations, that all paint chips and debris were picked up and that the protective sheeting was misted, folded dirty-side inward, and taped for removal, that the work area surfaces and objects were cleaned using HEPA vacuums and/or wet-wiping or mopping, that a certified renovator performed the post-renovation cleaning verification, a description of the post-renovation cleaning verification, including the number of wet and dry cloths used, and if the dust clearance testing was performed.

The EPA Checklist for Fitzpatrick Elementary School is included in Appendix C of this report.

D. Oversight

Throughout the paint and plaster stabilization project, Criterion's on-site inspector documented the day-to-day tasks performed for each work area. These tasks included the dates of pre-cleaning, the moving of the contents of the room, the prepping of the work area, the stabilization of the painted surfaces, and the final inspection.

The Oversight Table for Fitzpatrick Elementary School is included in Appendix D of this report.

E. Sample Results

Throughout the paint and plaster stabilization project, Criterion's on-site inspector documented all sampling results for each work area location. This included all RRP verification wipes, colorimetric wipes, and wipes to be submitted for Flame AAS analysis.

The Sample Results Table for Fitzpatrick Elementary School is included in Appendix E of this report.

Appendix A. Scope of Work Table

Fitzpatrick ES
Scope of Work

Task ID	ULCS#	E l e m e n t	F l o o r	Space # (on Floor Plan)	Space Type	On Site Room Name	Component	Description of Paint and Plaster Damage (i.e. cracking, chipping, gouges, holes, flaking, spalling, efflorescence, significant moisture damage)	Quantity (sf)	On-going Moisture Intrusion (yes or no)	Paint and Plaster Debris on Surfaces and/or Educational Materials (describe location)	Quantity (sf)	Contents Need to be Moved (i.e. posters, contents, furniture)	Plastering Needed (yes or no)	Other Notes or Comments
1	8390	1	3	301A		Book Closet across from Classroom 300	Ceiling	Peeling paint and crack in ceiling	10	No			None	No	
2	8390	1	3	301B		Boy's Restroom next to Classroom 301	Ceiling	Severe peeling paint	200	No			None	No	
3	8390	1	3	300		Classroom 300	Ceiling	Peeling paint above ceiling in coat closet	10	No			None	No	
4	8390	1	3	300		Classroom 300	W1	Flaking paint	5	No			None	No	
5	8390	1	3	300		Classroom 300	W3	Peeling paint at columns	15	No			None	No	
6	8390	1	3	301		Classroom 301	Ceiling	Coat closet	10	No			None	No	
7	8390	1	3	301		Classroom 301	W1	Flaking paint	5	No			None	No	
8	8390	1	3	301		Classroom 301	W2	Peeling paint	5	No			None	No	
9	8390	1	3	301		Classroom 301	W3	Peeling paint along bottom course at columns	10	No			None	No	
10	8390	1	3	302		Classroom 302	Ceiling	Coat closet	15	No			None	No	
11	8390	1	3	302		Classroom 302	W1	Peeling paint on wall and columns	10	No			None	No	
12	8390	1	3	302		Classroom 302	W3	Peeling paint at columns	12	No			None	No	
13	8390	1	3	303		Classroom 303	Ceiling	Flaking paint along perimeter beams	70	No	No		None	No	
14	8390	1	3	303		Classroom 303	W1	Peeling paint at column and pipe, severe peeling paint on ductwork	30	No	No		None	No	
15	8390	1	3	303		Classroom 303	W3	Peeling paint at columns	6	No	No		None	No	
16	8390	1	3	304		Classroom 304	Ceiling	Severe peeling paint	200	No	No		None	No	
17	8390	1	3	304		Classroom 304	W1	peeling paint at column	5	No	No		None	No	
18	8390	1	3	304		Classroom 304	W3	Peeling paint at columns	12	No	No		None	No	
19	8390	1	3	305		Classroom 305	Ceiling	Peeling paint at some spots, and beam	15	No	No		None	No	
20	8390	1	3	305		Classroom 305	W1	Peeling paint at column	5	No	No		None	No	
21	8390	1	3	305		Classroom 305	W3	Peeling paint at columns	12	No	No		None	No	
22	8390	1	3	307		Classroom 307 (Special Education)	W1	Peeling paint	5	No	No		None	No	
23	8390	1	3	307		Classroom 307 (Special Education)	W3	Peeling paint at column	10	No	No		None	No	
24	8390	1	3	310		Classroom 310	Ceiling	Flaking paint - spreadout	20	No	No		None	No	
25	8390	1	3	310		Classroom 310	W1	Peeling paint on wall and pipe	20	No	No		None	No	
26	8390	1	3	310		Classroom 310	W3	Peeling paint at columns	15	No	No		None	No	
27	8390	1	3	310A		Classroom 310 Storage Room	Ceiling	No Access							Needs to be inspected
28	8390	1	3	310A		Classroom 310 Storage Room	Floor	No Access							Needs to be inspected
29	8390	1	3	310A		Classroom 310 Storage Room	W1	No Access							Needs to be inspected
30	8390	1	3	310A		Classroom 310 Storage Room	W2	No Access							Needs to be inspected
31	8390	1	3	310A		Classroom 310 Storage Room	W3	No Access							Needs to be inspected
32	8390	1	3	310A		Classroom 310 Storage Room	W4	No Access							Needs to be inspected
33	8390	1	3	312		Classroom 312	Ceiling	Peeling paint	200	No	No		None	No	
34	8390	1	3	312		Classroom 312	W1	Peeling paint at column and pipe	8	No	No		None	No	
35	8390	1	3	312		Classroom 312	W3	Peeling paint at columns	25	No	No		None	No	
36	8390	1	3	314		Classroom 314	Ceiling	Peeling paint along perimeter beams	50	No	No		None	No	
37	8390	1	3	314		Classroom 314	W1	Peeling paint on wall and column	10	No	No		None	No	
38	8390	1	3	314		Classroom 314	W3	Peeling paint at columns	12	No	No		None	No	
39	8390	1	3	316		Classroom 316	Ceiling	Peeling paint at some spots	5	No	No		None	No	
40	8390	1	3	316		Classroom 316	W1	Peeling paint at columns	10	No	No		None	No	
41	8390	1	3	316		Classroom 316	W3	Peeling paint at columns	12	No	No		None	No	
42	8390	1	3	318		Classroom 318	Ceiling	Peeling paint along perimeter beam	20	No	No		None	No	
43	8390	1	3	318		Classroom 318	W1	Peeling paint on wall and columns	15	No	No		None	No	

Fitzpatrick ES
Scope of Work

Task ID	ULCS#	E l e m e n t	F l o o r	Space # (on Floor Plan)	Space Type	On Site Room Name	Component	Description of Paint and Plaster Damage (i.e. cracking, chipping, gouges, holes, flaking, spalling, efflorescence, significant moisture damage)	Quantity (sf)	On-going Moisture Intrusion (yes or no)	Paint and Plaster Debris on Surfaces and/or Educational Materials (describe location)	Quantity (sf)	Contents Need to be Moved (i.e. posters, contents, furniture)	Plastering Needed (yes or no)	Other Notes or Comments
44	8390	1	3	318		Classroom 318	W3	Peeling paint at columns	20	No	No		None	No	
45	8390	1	3	306		Computer Lab 306/308	Ceiling	Peeling paint on 306 side	15	No	No		None	No	
46	8390	1	3	306		Computer Lab 306/308	W1	Peeling paint at column by coat closet	6	No	No		None	No	
47	8390	1	3	306		Computer Lab 306/308	W3	Peeling paint at columns	20	No	No		None	No	
48	8390	1	3	303A		Girl's Restroom across from Classroom 312	Ceiling	Peeling paint	100	No	No		None	No	
49	8390	1	3	303A		Girl's Restroom across from Classroom 312	W1	Flaking paint	5	No	No		None	No	
50	8390	1	3	303A		Girl's Restroom across from Classroom 312	W2	Flaking paint	5	No	No		None	No	
51	8390	1	3	303A		Girl's Restroom across from Classroom 312	W3	Peeling paint at column	5	No	No		None	No	
52	8390	1	3	H31A		Hallway from Classroom 300 to Home and School Room 334	Ceiling	Peeling paint - spreadout	100	No	No		None	No	
53	8390	1	3	H31C		Hallway from Classrooms 310 to 318	Ceiling	Severe peeling paint	200	No	No		None	No	
54	8390	1	3	H31B		Hallway outside Computer Lab	Ceiling	Severe peeling paint - spreadout	300	No	No		None	No	
55	8390	1	3	H31B		Hallway outside Computer Lab	W1	Peeling paint	50	No	No		None	No	
56	8390	1	3	H31B		Hallway outside Computer Lab	W3	Peeling paint	50	No	No		None	No	
57	8390	1	3	304A		Home and School Room 334	Ceiling	No Access							Needs to be inspected
58	8390	1	3	304A		Home and School Room 334	Floor	No Access							Needs to be inspected
59	8390	1	3	304A		Home and School Room 334	W1	No Access							Needs to be inspected
60	8390	1	3	304A		Home and School Room 334	W2	No Access							Needs to be inspected
61	8390	1	3	304A		Home and School Room 334	W3	No Access							Needs to be inspected
62	8390	1	3	304A		Home and School Room 334	W4	No Access							Needs to be inspected
63	8390	1	3	303D		Men's Restroom across from Classrooms 310	Ceiling	Flaking paint	10	No	No		None	No	
64	8390	1	3	303D		Men's Restroom across from Classrooms 310	W2	Flaking paint	20	No	No		None	No	
65	8390	1	3	303D		Men's Restroom across from Classrooms 310	W3	Flaking paint	20	No	No		None	No	
66	8390	1	3	S32		Stairwell across from Classroom 314	W2	Flaking paint	4	No	No		None	No	
67	8390	1	3	S32		Stairwell across from Classroom 314	W3	Flaking paint below radiator	10	No	No		None	No	
68	8390	1	3	S32		Stairwell across from Classroom 314	W4	Peeling paint on wall and column	5	No	No		None	No	
69	8390	1	3	S31		Stairwell near Classroom 300	W2	Peeling paint at column	5	No			None	No	
70	8390	1	3	S31		Stairwell near Classroom 300	W4	Peeling paint on horizontal beam	20	No			None	No	

Fitzpatrick ES
Scope of Work

Task ID	ULCS#	E l e m e n t	F l o o r	Space # (on Floor Plan)	Space Type	On Site Room Name	Component	Description of Paint and Plaster Damage (i.e. cracking, chipping, gouges, holes, flaking, spalling, efflorescence, significant moisture damage)	Quantity (sf)	On-going Moisture Intrusion (yes or no)	Paint and Plaster Debris on Surfaces and/or Educational Materials (describe location)	Quantity (sf)	Contents Need to be Moved (i.e. posters, contents, furniture)	Plastering Needed (yes or no)	Other Notes or Comments
71	8390	1	3	S33		Stairwell near Classrooms 307 and 318	Floor	Peeling paint on baseboard and stair risers	50	No	No		None	No	
72	8390	1	3	301C		Storage Room across from Classroom 304	Ceiling	Efflorescence, and debris on top of shelf	50	No	Shelf	20	None	No	
73	8390	1	3	301D		Storage Room across from Classroom 304 next to Elevator	Ceiling	No Access							Needs to be inspected
74	8390	1	3	301D		Storage Room across from Classroom 304 next to Elevator	Floor	No Access							Needs to be inspected
75	8390	1	3	301D		Storage Room across from Classroom 304 next to Elevator	W1	No Access							Needs to be inspected
76	8390	1	3	301D		Storage Room across from Classroom 304 next to Elevator	W2	No Access							Needs to be inspected
77	8390	1	3	301D		Storage Room across from Classroom 304 next to Elevator	W3	No Access							Needs to be inspected
78	8390	1	3	301D		Storage Room across from Classroom 304 next to Elevator	W4	No Access							Needs to be inspected
79	8390	1	3	303CB		Teacher's Lounge Crawl Space on Right - Near Entrance	Ceiling	No Access							Needs to be inspected
80	8390	1	3	303CB		Teacher's Lounge Crawl Space on Right - Near Entrance	Floor	No Access							Needs to be inspected
81	8390	1	3	303CB		Teacher's Lounge Crawl Space on Right - Near Entrance	W1	No Access							Needs to be inspected
82	8390	1	3	303CB		Teacher's Lounge Crawl Space on Right - Near Entrance	W2	No Access							Needs to be inspected
83	8390	1	3	303CB		Teacher's Lounge Crawl Space on Right - Near Entrance	W3	No Access							Needs to be inspected
84	8390	1	3	303CB		Teacher's Lounge Crawl Space on Right - Near Entrance	W4	No Access							Needs to be inspected
85	8390	1	2	201B		Boy's Restroom next to Classroom 201	Ceiling	Peeling paint at some spots	3	No	No		None	No	
86	8390	1	2	200		Classroom 200	Ceiling	Peeling paint at perimeter beam	10	No	No		None	No	
87	8390	1	2	200		Classroom 200	W1	Peeling paint at column and pipe	10	No	No		None	No	
88	8390	1	2	200		Classroom 200	W3	Peeling paint at column and pipe	15	No	No		None	No	
89	8390	1	2	201		Classroom 201	W1	Peeling paint at columns	6	No	No		None	No	
90	8390	1	2	201		Classroom 201	W3	Peeling paint at column and pipe	15	No	No		None	No	
91	8390	1	2	202		Classroom 202	W1	Peeling paint at column and pipe	10	No	No		None	No	
92	8390	1	2	202		Classroom 202	W3	Peeling paint at column and pipes	15	No	No		None	No	
93	8390	1	2	203		Classroom 203	W1	Peeling paint at column, ductwork, and pipe	15	No			None	No	
94	8390	1	2	203		Classroom 203	W3	Peeling paint at columns and pipe	15	No			None	No	
95	8390	1	2	204		Classroom 204	W3	Peeling paint at middle column and	4	No	No		None	No	
96	8390	1	2	205		Classroom 205	W3	Peeling paint at middle column	30	No			None	No	
97	8390	1	2	207		Classroom 207	W3	Peeling paint at columns and pipe	30	No			None	No	

Fitzpatrick ES
Scope of Work

Task ID	ULCS#	E l e m e n t	F l o o r	Space # (on Floor Plan)	Space Type	On Site Room Name	Component	Description of Paint and Plaster Damage (i.e. cracking, chipping, gouges, holes, flaking, spalling, efflorescence, significant moisture damage)	Quantity (sf)	On-going Moisture Intrusion (yes or no)	Paint and Plaster Debris on Surfaces and/or Educational Materials (describe location)	Quantity (sf)	Contents Need to be Moved (i.e. posters, contents, furniture)	Plastering Needed (yes or no)	Other Notes or Comments
98	8390	1	2	210		Classroom 210	Ceiling	Peeling paint along beam	30	No			None	No	
99	8390	1	2	210		Classroom 210	W1	Peeling paint at column, pipe, and ductwork	15	No			None	No	
100	8390	1	2	210		Classroom 210	W3	Peeling paint at column and pipe	15	No			None	No	
101	8390	1	2	212		Classroom 212	W1	Peeling paint at column and pipe	8	No			None	No	
102	8390	1	2	212		Classroom 212	W3	Peeling paint at columns and pipes	10	No			None	No	
103	8390	1	2	214		Classroom 214	W1	Peeling paint at columns	5	No			None	No	
104	8390	1	2	214		Classroom 214	W3	Peeling paint at columns	15	No			None	No	
105	8390	1	2	216		Classroom 216	W1	Peeling paint at column	5	No			None	No	
106	8390	1	2	216		Classroom 216	W3	Peeling paint at columns and pipe	10	No			None	No	
107	8390	1	2	218		Classroom 218	W1	Peeling paint on fiberglass pipe insulation	4	No			None	No	
108	8390	1	2	218		Classroom 218	W3	Peeling paint at middle column	20	No			None	No	
109	8390	1	2	203A		Girl's Restroom across from Classroom 212	Ceiling	Peeling paint near the doorway	4	No			None	No	
110	8390	1	2	203A		Girl's Restroom across from Classroom 212	W3	Severe peeling paint at column	40	No			None	No	
111	8390	1	2	H21B		Hallway outside IMC 206/208	Ceiling	Flaking paint at light fixture	2	No			None	No	
112	8390	1	2	208		Library	W1	Peeling paint at columns	5	No			None	No	
113	8390	1	2	208		Library	W3	Peeling paint at columns	5	No			None	No	
114	8390	1	2	208A		Library Storage Room	Ceiling	Peeling paint	100	No			None	No	
115	8390	1	2	203D		Men's Restroom across from Classroom 210	W4	Peeling paint on pipe	10	No			None	No	
116	8390	1	2	201D		Room 204-A Speech Office	W4	Peeling paint on pipe	10	No			None	No	
117	8390	1	2	S21		Stairwell near Classroom 200	W1	Flaking paint	5	No	No		None	No	
118	8390	1	2	S21		Stairwell near Classroom 200	W2	Flaking paint	5	No	No		None	No	
119	8390	1	2	S21		Stairwell near Classroom 200	W3	Flaking paint	5	No	No		None	No	
120	8390	1	2	S21		Stairwell near Classroom 200	W4	Flaking paint	10	No	No		None	No	
121	8390	1	2	S23		Stairwell near Classrooms 207 and 218	W3	Peeling paint	5	No			None	No	
122	8390	1	2	S23		Stairwell near Classrooms 207 and 218	W4	Peeling paint at column	20	No			None	No	
123	8390	1	2	S22		Stairwell near Classrooms 212 and 214	W1	Peeling paint at door	2	No			None	No	
124	8390	1	2	S22		Stairwell near Classrooms 212 and 214	W3	Peeling paint on wall, radiator and pipe	4	No			None	No	
125	8390	1	2	S22		Stairwell near Classrooms 212 and 214	W4	Peeling paint on wall and column	15	No			None	No	
126	8390	1	2	201C		Storage Room across from Classroom 204	Floor	Debris under window	3	No			None	No	
127	8390	1	2	203B		Women's Restroom across from Classroom 212	W1	Flaking paint above door	2	No			None	No	

Fitzpatrick ES
Scope of Work

Task ID	ULCS#	E l e m e n t	F l o o r	Space # (on Floor Plan)	Space Type	On Site Room Name	Component	Description of Paint and Plaster Damage (i.e. cracking, chipping, gouges, holes, flaking, spalling, efflorescence, significant moisture damage)	Quantity (sf)	On-going Moisture Intrusion (yes or no)	Paint and Plaster Debris on Surfaces and/or Educational Materials (describe location)	Quantity (sf)	Contents Need to be Moved (i.e. posters, contents, furniture)	Plastering Needed (yes or no)	Other Notes or Comments
128	8390	2	1	HA2		Annex Hallway from Classrooms 9 to 11	W2	Peeling paint on column at Classroom 12 entrance	10	No	No		None	No	
129	8390	2	1	HA2		Annex Hallway from Classrooms 9 to 11	W4	Peeling paint on column at Classroom 11 entrance	10	No	No		None	No	
130	8390	2	1	005G		Area 5 - Copy/Fax Area	W3	Chipping paint	1	No	No		None	No	
131	8390	2	1	005F		Area 5 - General Office Space between Storage and Copy Area	Ceiling	No Access							Needs to be inspected
132	8390	2	1	005F		Area 5 - General Office Space between Storage and Copy Area	Floor	No Access							Needs to be inspected
133	8390	2	1	005F		Area 5 - General Office Space between Storage and Copy Area	W1	No Access							Needs to be inspected
134	8390	2	1	005F		Area 5 - General Office Space between Storage and Copy Area	W2	No Access							Needs to be inspected
135	8390	2	1	005F		Area 5 - General Office Space between Storage and Copy Area	W3	No Access							Needs to be inspected
136	8390	2	1	005F		Area 5 - General Office Space between Storage and Copy Area	W4	No Access							Needs to be inspected
137	8390	2	1	005A		Area 5 - General Office Space in Center (Hallway Side)	W3	Chipping paint	1	No	No		None	No	
138	8390	2	1	5		Area 5 - General Office Space in Corner (Hallway Side)	Ceiling	No Access							Needs to be inspected
139	8390	2	1	5		Area 5 - General Office Space in Corner (Hallway Side)	Floor	No Access							Needs to be inspected
140	8390	2	1	5		Area 5 - General Office Space in Corner (Hallway Side)	W1	No Access							Needs to be inspected
141	8390	2	1	5		Area 5 - General Office Space in Corner (Hallway Side)	W2	No Access							Needs to be inspected
142	8390	2	1	5		Area 5 - General Office Space in Corner (Hallway Side)	W3	No Access							Needs to be inspected
143	8390	2	1	5		Area 5 - General Office Space in Corner (Hallway Side)	W4	No Access							Needs to be inspected
144	8390	2	1	005H		Area 5 - General Office Space in Corner next to Copy Area	W4	Peeling paint	2	No	No		None	No	
145	8390	2	1	005I		Area 5 - Hallway	W1	Peeling paint	10	No	No		None	No	
146	8390	2	1	005I		Area 5 - Hallway	W3	Peeling paint	5	No	No		None	No	

Fitzpatrick ES
Scope of Work

Task ID	ULCS#	E l e m e n t	F l o o r	Space # (on Floor Plan)	Space Type	On Site Room Name	Component	Description of Paint and Plaster Damage (i.e. cracking, chipping, gouges, holes, flaking, spalling, efflorescence, significant moisture damage)	Quantity (sf)	On-going Moisture Intrusion (yes or no)	Paint and Plaster Debris on Surfaces and/or Educational Materials (describe location)	Quantity (sf)	Contents Need to be Moved (i.e. posters, contents, furniture)	Plastering Needed (yes or no)	Other Notes or Comments
147	8390	2	1	005D		Area 5 Restroom next to Storage	Ceiling	No Access							Needs to be inspected
148	8390	2	1	005D		Area 5 Restroom next to Storage	Floor	No Access							Needs to be inspected
149	8390	2	1	005D		Area 5 Restroom next to Storage	W1	No Access							Needs to be inspected
150	8390	2	1	005D		Area 5 Restroom next to Storage	W2	No Access							Needs to be inspected
151	8390	2	1	005D		Area 5 Restroom next to Storage	W3	No Access							Needs to be inspected
152	8390	2	1	005D		Area 5 Restroom next to Storage	W4	No Access							Needs to be inspected
153	8390	2	1	005E		Area 5 Storage	Ceiling	No Access							Needs to be inspected
154	8390	2	1	005E		Area 5 Storage	Floor	No Access							Needs to be inspected
155	8390	2	1	005E		Area 5 Storage	W1	No Access							Needs to be inspected
156	8390	2	1	005E		Area 5 Storage	W2	No Access							Needs to be inspected
157	8390	2	1	005E		Area 5 Storage	W3	No Access							Needs to be inspected
158	8390	2	1	005E		Area 5 Storage	W4	No Access							Needs to be inspected
159	8390	2	1	006A		Area 6 - Copy/Fax Area	W4	Chipping paint	1	No	No		None	No	
160	8390	2	1	006G		Area 6 - General Office Space in Corner (Hallway Side)	W3	Chipping paint to the right of door	1	No	No		None	No	
161	8390	2	1	006F		Area 6 - General Office Space next to Entrance	W3	Chipping paint	1	No	No		None	No	
162	8390	2	1	006I		Area 6 - Water heater room by entrance	W3	Peeling paint along the bottom of the wall	8	No	No		None	No	
163	8390	2	1	006C		Area 6 Storage with blue door	Floor	Peeling paint on metal floor hatch	4	No	No		None	No	
164	8390	1	1	115		Auditorium	W1	Peeling paint on wall tiles	20	No	No		None	No	
165	8390	1	1	115		Auditorium	W4	Peeling paint near exit doors by stage	5	No	No		None	No	
166	8390	1	1	115 STAGE		Auditorium Stage	Ceiling	Peeling paint on ductwork	5	No	No		None	No	
167	8390	1	1	115 STAGE		Auditorium Stage	W1	Peeling paint on columns on either side	40	No	No		None	No	
168	8390	1	1	101A		Book Closet across from Classroom 109	Ceiling	No Access							Needs to be inspected
169	8390	1	1	101A		Book Closet across from Classroom 109	Floor	No Access							Needs to be inspected
170	8390	1	1	101A		Book Closet across from Classroom 109	W1	No Access							Needs to be inspected
171	8390	1	1	101A		Book Closet across from Classroom 109	W2	No Access							Needs to be inspected
172	8390	1	1	101A		Book Closet across from Classroom 109	W3	No Access							Needs to be inspected
173	8390	1	1	101A		Book Closet across from Classroom 109	W4	No Access							Needs to be inspected
174	8390	1	1	121		Boy's Restroom across from Classroom 106	Ceiling	Peeling paint at some spots and pipe	20	No	No		None	No	
175	8390	1	1	121		Boy's Restroom across from Classroom 106	Floor	Peeling paint	30	No	No		None	No	
176	8390	1	1	121		Boy's Restroom across from Classroom 106	W1	Flaking paint	5	No	No		None	No	
177	8390	1	1	121		Boy's Restroom across from Classroom 106	W3	Peeling paint at column	5	No	No		None	No	
178	8390	1	1	121		Boy's Restroom across from Classroom 106	W4	Flaking paint behind toilets	5	No	No		None	No	
179	8390	2	1	10		Classroom 10	W1	Peeling paint on wall and door	25	No	No		None	No	

Fitzpatrick ES
Scope of Work

Task ID	ULCS#	E l e m e n t	F l o o r	Space # (on Floor Plan)	Space Type	On Site Room Name	Component	Description of Paint and Plaster Damage (i.e. cracking, chipping, gouges, holes, flaking, spalling, efflorescence, significant moisture damage)	Quantity (sf)	On-going Moisture Intrusion (yes or no)	Paint and Plaster Debris on Surfaces and/or Educational Materials (describe location)	Quantity (sf)	Contents Need to be Moved (i.e. posters, contents, furniture)	Plastering Needed (yes or no)	Other Notes or Comments
213	8390	1	1	104A		Classroom 104 Storage	W4	No Access							Needs to be inspected
214	8390	1	1	105		Classroom 105	W1	Peeling paint at column and wall	12	No	No		None	No	
215	8390	1	1	105		Classroom 105	W3	Peeling paint at columns and pipes	60	No	No		None	No	
216	8390	1	1	106		Classroom 106	Ceiling	Peeling paint at couple of spots	2	No	No		None	No	
217	8390	1	1	106		Classroom 106	W1	Peeling paint on wall, pipe, and	20	No	No		None	No	
218	8390	1	1	106		Classroom 106	W3	Peeling paint at columns and pipe	20	No	No		None	No	
219	8390	1	1	107		Classroom 107	W3	Peeling paint at columns	40	No	No		None	No	
220	8390	1	1	108		Classroom 108	Ceiling	Peeling paint at some spots	6	No	No		None	No	
221	8390	1	1	108		Classroom 108	W1	Peeling paint on wall, column and pipe	20	No	No		None	No	
222	8390	1	1	108		Classroom 108	W3	Peeling paint at columns and pipe	30	No	No		None	No	
223	8390	1	1	109		Classroom 109	W3	Peeling paint on column and pipe	12	No	No		None	No	
224	8390	2	1	11A		Classroom 11	W2	Peeling paint	4	No	No		None	No	
225	8390	2	1	11A		Classroom 11	W3	Peeling paint on wall, control panel and Univentilator	10	No	No		None	No	
226	8390	2	1	11A		Classroom 11	W4	Peeling paint	1	No	No		None	No	
227	8390	2	1	011B		Classroom 11 Closet/Storage with blue door	Ceiling	No Access							Needs to be inspected
228	8390	2	1	011B		Classroom 11 Closet/Storage with blue door	Floor	No Access							Needs to be inspected
229	8390	2	1	011B		Classroom 11 Closet/Storage with blue door	W1	No Access							Needs to be inspected
230	8390	2	1	011B		Classroom 11 Closet/Storage with blue door	W2	No Access							Needs to be inspected
231	8390	2	1	011B		Classroom 11 Closet/Storage with blue door	W3	No Access							Needs to be inspected
232	8390	2	1	011B		Classroom 11 Closet/Storage with blue door	W4	No Access							Needs to be inspected
233	8390	2	1	011C		Classroom 11 Restroom	W2	Peeling paint behind toilets	4	No	No		None	No	
234	8390	2	1	011E		Classroom 11 Water heater room at entrance	W4	Peeling paint above heater	1	No	No		None	No	
235	8390	1	1	110		Classroom 110	W1	Peeling paint at column and pipe	10	No	No		None	No	
236	8390	1	1	110		Classroom 110	W3	Peeling paint at column and pipe	25	No	No		None	No	
237	8390	1	1	112		Classroom 112	W1	Peeling paint at column and pipe	10	No	No		None	No	
238	8390	1	1	112		Classroom 112	W3	Peeling paint at columns and pipes	65	No	No		None	No	
239	8390	2	1	012A		Classroom 12A	W1	Peeling paint at restroom	3	No	No		None	No	
240	8390	2	1	012A		Classroom 12A	W2	Peeling paint -spreadout	10	No	No		None	No	
241	8390	2	1	012A		Classroom 12A	W3	Peeling paint -spreadout	3	No	No		None	No	
242	8390	2	1	9		Classroom 9	Ceiling	Cracking paint at beam	2	No	No		None	No	
243	8390	2	1	9		Classroom 9	W1	Peeling paint	1	No	No		None	No	
244	8390	2	1	9		Classroom 9	W3	Peeling paint on Univentilator	10	No	No		None	No	
245	8390	2	1	9		Classroom 9	W4	Peeling paint at left corner	2	No	No		None	No	
246	8390	2	1	009B		Classroom 9 Closet/Storage with blue door	Ceiling	Peeling paint	5	No	No		None	No	
247	8390	2	1	009B		Classroom 9 Closet/Storage with blue door	W1	Severe peeling paint, damaged drywall	10	No	No		None	No	

Fitzpatrick ES
Scope of Work

Task ID	ULCS#	E l e m e n t	F l o o r	Space # (on Floor Plan)	Space Type	On Site Room Name	Component	Description of Paint and Plaster Damage (i.e. cracking, chipping, gouges, holes, flaking, spalling, efflorescence, significant moisture damage)	Quantity (sf)	On-going Moisture Intrusion (yes or no)	Paint and Plaster Debris on Surfaces and/or Educational Materials (describe location)	Quantity (sf)	Contents Need to be Moved (i.e. posters, contents, furniture)	Plastering Needed (yes or no)	Other Notes or Comments
248	8390	2	1	009C		Classroom 9 Storage	Ceiling	No Access							Needs to be inspected
249	8390	2	1	009C		Classroom 9 Storage	Floor	No Access							Needs to be inspected
250	8390	2	1	009C		Classroom 9 Storage	W1	No Access							Needs to be inspected
251	8390	2	1	009C		Classroom 9 Storage	W2	No Access							Needs to be inspected
252	8390	2	1	009C		Classroom 9 Storage	W3	No Access							Needs to be inspected
253	8390	2	1	009C		Classroom 9 Storage	W4	No Access							Needs to be inspected
254	8390	1	1	101B		Closet across from Main Office next to Classroom 101	Ceiling	No Access							Needs to be inspected
255	8390	1	1	101B		Closet across from Main Office next to Classroom 101	Floor	No Access							Needs to be inspected
256	8390	1	1	101B		Closet across from Main Office next to Classroom 101	W1	No Access							Needs to be inspected
257	8390	1	1	101B		Closet across from Main Office next to Classroom 101	W2	No Access							Needs to be inspected
258	8390	1	1	101B		Closet across from Main Office next to Classroom 101	W3	No Access							Needs to be inspected
259	8390	1	1	101B		Closet across from Main Office next to Classroom 101	W4	No Access							Needs to be inspected
260	8390	1	1	101C		Girl's Restroom across from Main Office	Ceiling	Peeling paint at some spots	20	No	No		None	No	
261	8390	1	1	101C		Girl's Restroom across from Main Office	W3	Severe peeling paint at column	30	No	No		None	No	
262	8390	1	1	H11E		Hallway along left side of Auditorium from across Main Office to Stage	Ceiling	Peeling paint along left side	5	No	No		None	No	
263	8390	1	1	H11D		Hallway along right side of Auditorium from across Classroom 104 to Stage	Ceiling	Peeling paint at drain pipe by stage	5	No	No		None	No	
264	8390	1	1	H11C		Hallway from Classroom 104 to Classroom 112	Ceiling	Peeling paint at divider - at Room 106	30	No	No		None	No	
265	8390	1	1	H11C		Hallway from Classroom 104 to Classroom 112	W2	Flaking paint on metal poster supports	20	No	No		None	No	
266	8390	1	1	H11C		Hallway from Classroom 104 to Classroom 112	W4	Flaking paint on metal poster supports	20	No	No		None	No	
267	8390	2	1	12		Lobby Entrance to Kitchen and Classroom 12A	W2	Peeling paint on drywall	1	No	No		None	No	
268	8390	2	1	12		Lobby Entrance to Kitchen and Classroom 12A	W3	Peeling paint at control panel	3	No	No		None	No	
269	8390	1	1	MEL		Main Entrance Lobby	W1	Peeling paint on doors	3	No	No		None	No	
270	8390	1	1	116		Nurse's Office	W2	Peeling paint on column and pipe	12	No	No		None	No	
271	8390	1	1	116B		Nurses' Office Closet	W2	Peeling paint at hook rack	1	No	No		None	No	

Fitzpatrick ES
Scope of Work

Task ID	ULCS#	E l e m e n t	F l o o r	Space # (on Floor Plan)	Space Type	On Site Room Name	Component	Description of Paint and Plaster Damage (i.e. cracking, chipping, gouges, holes, flaking, spalling, efflorescence, significant moisture damage)	Quantity (sf)	On-going Moisture Intrusion (yes or no)	Paint and Plaster Debris on Surfaces and/or Educational Materials (describe location)	Quantity (sf)	Contents Need to be Moved (i.e. posters, contents, furniture)	Plastering Needed (yes or no)	Other Notes or Comments
272	8390	2	1	008B		Parent Workshop Room Women's Restroom	W4	Peeling paint at soap dispenser	2	No	No		None	No	
273	8390	1	1	124		Principal's Office	W3	Peeling paint on pipe	1	No	No		None	No	
274	8390	1	1	117		Psychologist's Office 119	W2	Peeling paint on radiator cover	2	No	No		None	No	
275	8390	1	1	117		Psychologist's Office 119	W4	Peeling paint along bottom of the wall	10	No	No		None	No	
276	8390	1	1	S14		Stairwell from Hallway along left side of Auditorium near Stage to the Outdoors	W1	Peeling paint on door	5	No	No		None	No	
277	8390	1	1	S14		Stairwell from Hallway along left side of Auditorium near Stage to the Outdoors	W2	Peeling paint	20	No	No		None	No	
278	8390	1	1	S14		Stairwell from Hallway along left side of Auditorium near Stage to the Outdoors	W4	Peeling paint	50	No	No		None	No	
279	8390	1	1	S11		Stairwell near Classroom 109	W2	Peeling paint on wall and column	30	No	No		None	No	
280	8390	1	1	S11		Stairwell near Classroom 109	W4	Peeling paint	5	No	No		None	No	
281	8390	1	1	S12		Stairwell near Classrooms 106 and 108	Ceiling	Peeling paint	50	No	No		None	No	
282	8390	1	1	S12		Stairwell near Classrooms 106 and 108	W1	Peeling paint on door	5	No	No		None	No	
283	8390	1	1	S12		Stairwell near Classrooms 106 and 108	W2	Flaking paint	10	No	No		None	No	
284	8390	1	1	S12		Stairwell near Classrooms 106 and 108	W4	Peeling paint on wall and column	30	No	No		None	No	
285	8390	1	1	S13		Stairwell near Classrooms 107 and 112	W1	Peeling paint at door	10	No	No		None	No	
286	8390	1	1	S13		Stairwell near Classrooms 107 and 112	W2	Flaking paint	5	No	No		None	No	
287	8390	1	1	S13		Stairwell near Classrooms 107 and 112	W3	Flaking paint	5	No	No		None	No	
288	8390	1	1	111		Storage and Mechanical Room in Hall for Auditorium	Floor	Needs repaint	50	No	No		None	No	
289	8390	1	1	100A		Storage Room adjacent to Main Entrance Lobby	Floor	Debris at pipe along left wall2	2	No	No		None	No	
290	8390	1	1	119		Women's Restroom near Classroom 106	Ceiling	Peeling paint at pipe penetration	2	No	No		None	No	
291	8390	1	0	018B		Boy's Restroom across from Kitchen	Ceiling	Peeling paint on ceiling and ductwork	30	No	No		None	No	

Fitzpatrick ES
Scope of Work

Task ID	ULCS#	E l e m e n t	F l o o r	Space # (on Floor Plan)	Space Type	On Site Room Name	Component	Description of Paint and Plaster Damage (i.e. cracking, chipping, gouges, holes, flaking, spalling, efflorescence, significant moisture damage)	Quantity (sf)	On-going Moisture Intrusion (yes or no)	Paint and Plaster Debris on Surfaces and/or Educational Materials (describe location)	Quantity (sf)	Contents Need to be Moved (i.e. posters, contents, furniture)	Plastering Needed (yes or no)	Other Notes or Comments
292	8390	1	0	018B		Boy's Restroom across from Kitchen	W1	Peeling paint at column	20	No	No		None	No	
293	8390	1	0	018B		Boy's Restroom across from Kitchen	W2	Peeling paint at toilets	20	No	No		None	No	
294	8390	1	0	018B		Boy's Restroom across from Kitchen	W3	Peeling paint at column	20	No	No		None	No	
295	8390	1	0	010B		Cafeteria	Ceiling	Peeling paint on ceiling and ductwork	100	No	No		None	No	
296	8390	1	0	010B		Cafeteria	W1	Peeling paint	5	No	No		None	No	
297	8390	1	0	010B		Cafeteria	W2	Peeling paint	5	No	No		None	No	
298	8390	1	0	010B		Cafeteria	W3	Peeling paint	5	No	No		None	No	
299	8390	1	0	010B		Cafeteria	W4	Peeling paint on wall and columns	65	No	No		None	No	
300	8390	1	0	B-1		Classroom B1	W1	Peeling paint at columns	20	No	No		None	No	
301	8390	1	0	B-1		Classroom B1	W4	Peeling paint at columns	5	No	No		None	No	
302	8390	1	0	B-1A		Classroom B1 Closet/Storage	Ceiling	Peeling paint	10	No	No		None	No	
303	8390	1	0	B-1B		Classroom B1 Coatroom	W2	Peeling paint at the top, and pipe	5	No	No		None	No	
304	8390	1	0	005B		Classroom B1 Restroom	W2	Peeling paint on the back side of the pipe		No	No		None	No	
305	8390	1	0	005B		Classroom B1 Restroom	W3	Peeling paint behind pipe		No	No		None	No	
306	8390	1	0	005B		Classroom B1 Restroom	W4	peeling paint behind toilets		No	No		None	No	
307	8390	1	0	020B		Classroom B10 (Music Room)	W1	Peeling paint at column	50	No	No		None	No	
308	8390	1	0	020B		Classroom B10 (Music Room)	W2	Efflorescence	25	No	No		None	Yes	
309	8390	1	0	020B		Classroom B10 (Music Room)	W3	Peeling paint at column	20	No	No		None	No	
310	8390	1	0	B-2		Classroom B2	W1	Peeling paint at column & pipe	60	No	No		None	No	
311	8390	1	0	B-2		Classroom B2	W3	Peeling paint at column	50	No	No		None	No	
312	8390	1	0	B2B		Classroom B2 Closet/Storage	Ceiling	No Access							Inspection Required
313	8390	1	0	B2B		Classroom B2 Closet/Storage	Floor	No Access							Inspection Required
314	8390	1	0	B2B		Classroom B2 Closet/Storage	W1	No Access							Inspection Required
315	8390	1	0	B2B		Classroom B2 Closet/Storage	W2	No Access							Inspection Required
316	8390	1	0	B2B		Classroom B2 Closet/Storage	W3	No Access							Inspection Required
317	8390	1	0	B2B		Classroom B2 Closet/Storage	W4	No Access							Inspection Required
318	8390	1	0	B-4		Classroom B4	Ceiling	Flaking paint - spreadout	5	No	No		None	No	
319	8390	1	0	B-4		Classroom B4	W1	Peeling paint at column and pipe	30	No	No		None	No	
320	8390	1	0	B-4		Classroom B4	W3	Peeling paint at column	5	No	No		None	No	
321	8390	1	0	B-8		Classroom B8	W1	Peeling paint at door	5	No	No		None	No	
322	8390	1	0	B-8		Classroom B8	W3	Peeling paint at column	20	No	No		None	No	
323	8390	1	0	002C		Classrooms B2 and B4 Restroom	W4	Peeling paint on pipe	2	No	No		None	No	
324	8390	1	0	002C		Classrooms B2 and B4 Restroom	W2	Peeling paint behind toilets	8	No	No		None	No	
325	8390	1	0	022B		Girl's Restroom across from Classroom B10	Floor	Peeling paint at toilets	50	No	No		None	No	
326	8390	1	0	022B		Girl's Restroom across from Classroom B10	W2	Peeling paint behind toilets	25	No	No		None	No	

Fitzpatrick ES
Scope of Work

Task ID	ULCS#	E l e m e n t	F l o o r	Space # (on Floor Plan)	Space Type	On Site Room Name	Component	Description of Paint and Plaster Damage (i.e. cracking, chipping, gouges, holes, flaking, spalling, efflorescence, significant moisture damage)	Quantity (sf)	On-going Moisture Intrusion (yes or no)	Paint and Plaster Debris on Surfaces and/or Educational Materials (describe location)	Quantity (sf)	Contents Need to be Moved (i.e. posters, contents, furniture)	Plastering Needed (yes or no)	Other Notes or Comments
327	8390	1	0	022B		Girl's Restroom across from Classroom B10	W3	Peeling paint at column	20	No	No		None	No	
328	8390	1	0	022B		Girl's Restroom across from Classroom B10	W4	Peeling paint behind toilets	25	No	No		None	No	
329	8390	1	0	023B		Gym	Ceiling	Peeling paint along perimeter and ductwork	35	No	No		None	No	
330	8390	1	0	023B		Gym	W2	Peeling paint at columns	20	No	No		None	No	
331	8390	1	0	023B		Gym	W4	Peeling paint at columns	10	No	No		None	No	
332	8390	1	0	024B		Gym Office	Ceiling	Peeling paint on ductwork	50	No	No		None	No	
333	8390	1	0	025B		Gym Storage Room adjacent to Gym Office	Ceiling	No Access							Needs to be inspected
334	8390	1	0	025B		Gym Storage Room adjacent to Gym Office	Floor	No Access							Needs to be inspected
335	8390	1	0	025B		Gym Storage Room adjacent to Gym Office	W1	No Access							Needs to be inspected
336	8390	1	0	025B		Gym Storage Room adjacent to Gym Office	W2	No Access							Needs to be inspected
337	8390	1	0	025B		Gym Storage Room adjacent to Gym Office	W3	No Access							Needs to be inspected
338	8390	1	0	025B		Gym Storage Room adjacent to Gym Office	W4	No Access							Needs to be inspected
339	8390	1	0	HGA		Hallway from Cafeteria to Classroom B2	Ceiling	Peeling paint at some spots	10	No	No		None	No	
340	8390	1	0	HGA		Hallway from Cafeteria to Classroom B2	W2	Peeling paint at cafeteria entrance	20	No	No		None	No	
341	8390	1	0	HGA		Hallway from Cafeteria to Classroom B2	W3	No Access							Needs to be inspected
342	8390	1	0	HGA		Hallway from Cafeteria to Classroom B2	W4	Peeling paint at cafeteria entrance	20	No	No		None	No	
343	8390	1	0	020B		Kindergarden Only Restroom across from Classroom B8	W3	peeling paint behind toilets	3	No	No		None	No	
344	8390	1	0	012B		Kitchen	W1	Peeling paint at column	2	No	No		None	No	
345	8390	1	0	012B		Kitchen	W3	Peeling paint at window frames	50	No	No		None	No	
346	8390	1	0	014C		Kitchen Storage Area/Former Money Safe Room	Ceiling	No Access							Needs to be inspected
347	8390	1	0	014C		Kitchen Storage Area/Former Money Safe Room	Floor	No Access							Needs to be inspected
348	8390	1	0	014C		Kitchen Storage Area/Former Money Safe Room	W1	No Access							Needs to be inspected
349	8390	1	0	014C		Kitchen Storage Area/Former Money Safe Room	W2	No Access							Needs to be inspected
350	8390	1	0	014C		Kitchen Storage Area/Former Money Safe Room	W3	No Access							Needs to be inspected
351	8390	1	0	014C		Kitchen Storage Area/Former Money Safe Room	W4	No Access							Needs to be inspected
352	8390	1	0	007B		School Police Office	W2	Peeling paint at pipe	6	No	No		None	No	
353	8390	1	0	SG3		Stairwell from Gym to Schoolyard	W3	Peeling paint at right side column by exit door	20	No	No		None	No	

Fitzpatrick ES
Scope of Work

Task ID	ULCS#	E l e m e n t	F l o o r	Space # (on Floor Plan)	Space Type	On Site Room Name	Component	Description of Paint and Plaster Damage (i.e. cracking, chipping, gouges, holes, flaking, spalling, efflorescence, significant moisture damage)	Quantity (sf)	On-going Moisture Intrusion (yes or no)	Paint and Plaster Debris on Surfaces and/or Educational Materials (describe location)	Quantity (sf)	Contents Need to be Moved (i.e. posters, contents, furniture)	Plastering Needed (yes or no)	Other Notes or Comments
354	8390	1	0	SG1		Stairwell near Classroom B-2	Floor	Stair risers	20	No	No		None	No	
355	8390	1	0	SG1		Stairwell near Classroom B-2	W1	Flaking paint	5	No	No		None	No	
356	8390	1	0	SG1		Stairwell near Classroom B-2	W2	Flaking paint	10	No	No		None	No	
357	8390	1	0	SG1		Stairwell near Classroom B-2	W3	Flaking paint at column	20	No	No		None	No	
358	8390	1	0	SG1		Stairwell near Classroom B-2	W4	Flaking paint at door frame	8	No	No		None	No	
359	8390	1	0	SG2		Stairwell near Classroom B10 to Schoolyard	W3	Peeling paint door frame		No	No		None	No	
360	8390	1	0	014A		Storage Area in Cafeteria next to Food Service Restroom	Ceiling	No Access							Needs to be inspected
361	8390	1	0	014A		Storage Area in Cafeteria next to Food Service Restroom	Floor	No Access							Needs to be inspected
362	8390	1	0	014A		Storage Area in Cafeteria next to Food Service Restroom	W1	No Access							Needs to be inspected
363	8390	1	0	014A		Storage Area in Cafeteria next to Food Service Restroom	W2	No Access							Needs to be inspected
364	8390	1	0	014A		Storage Area in Cafeteria next to Food Service Restroom	W3	No Access							Needs to be inspected
365	8390	1	0	014A		Storage Area in Cafeteria next to Food Service Restroom	W4	No Access							Needs to be inspected
366	8390	1	0	007B2		Storage Room across from Classroom B6 (Telephone Mechanical Room)	W1	Flaking paint at front column and pipe	3	No	No		None	No	
367	8390	1	0	B-6		Storage Room B6	Ceiling	Peeling paint near left corner of wall 3	5	No	No		None	No	
368	8390	1	0	B-6		Storage Room B6	W3	Peeling paint at columns and pipe	25	No	No		None	No	
369	8390	1	0	B-6A		Water Meter Room located in Storage Room B6	Floor	Debris at column	2	No	No		None	No	
370	8390	1	0	B-6A		Water Meter Room located in Storage Room B6	W3	Peeling paint at column	5	No	No		None	No	
371	8390	1	0	016B		Women's Restroom across from Kitchen	Floor	Peeling paint behind toilets	15	No	No		None	No	
372	8390	1	0	016B		Women's Restroom across from Kitchen	W2	Peeling paint	10	No	No		None	No	
373	8390	1	0	016B		Women's Restroom across from Kitchen	W3	Peeling paint	5	No	No		None	No	
374	8390	1	0	016B		Women's Restroom across from Kitchen	W4	Peeling paint at column	20	No	No		None	No	
375		1	3	301D		Storage Room Across from Classroom 304 next to Elevator	W3	Break/tear line in paint and cauc from ceiling to floor of the wall	30	no	no		yes	no	
376		1	1	104A		Classroom 104 Storage	W3a	Break/tear line in paint and cauc	10	no	no		yes	no	

Scope of Work

[illegible]

Appendix B. Additional Scope of Work Table

Fitzpatrick ES
Additional Scope of Work

[illegible]

Appendix C. EPA Checklist Table

Aloysius Fitzpatrick ES
EPA Checklist

Task ID	ULCS#	E l e m e n t	F l o o r	Space # (on Floor Plan)	Space Type	On Site Room Name	Component	Description of Paint and Plaster Damage (i.e. cracking, chipping, gouges, holes, flaking, spalling, efflorescence, significant moisture damage)	Warning signs posted at entrance to work area	Work area contained to prevent spread of dust and debris	All objects in the work area reserved or covered (interiors)	HVAC ducts in the work area closed and covered (interiors)	Windows in the work area closed (interiors)	Doors in the work area closed and sealed (interiors)	Doors that must be used in the work area covered to allow passage but prevent spread of dust	Floors in the work area covered with taped-down plastic (interiors)	Waste contained on-site and while being transported off-site	Work site properly cleaned after renovation	All chips and debris picked up, protective sheeting installed, sealed dirty side inward, and taped for removal	Light lenses inspected (Y/N)	Surfaces above light fixtures inspected (Y/N)	Work area surfaces and objects cleaned using HEPA vacuums and/or wet cloths or mops (interior)	Certified renovator performed post-renovation cleaning verification	Describe the results of post-renovation cleaning verification, including the number of wet and dry cloths used	If dust clearance testing was performed instead, attach a copy of the report	I certify under penalty of law that the previous information is true and complete (name and title)	Date signed
1	8390	1	3	301A		Book Closet across from Classroom 300	Ceiling	Peeling paint and crack in ceiling	Y	Y	Y	Y	Y	Y	Y	Y	Y	Y	Y	Y	Y	Y	3 RRP Wet Wipes			David Gerstenfeld - Lead Stabilization Technician	7/25/19
2	8390	1	3	301B		Boy's Restroom next to Classroom 301	Ceiling	Severe peeling paint	Y	Y	Y	Y	Y	Y	Y	Y	Y	Y	Y	Y	Y	Y	6 RRP Wet Wipes			David Gerstenfeld - Lead Stabilization Technician	6/26/19
3	8390	1	3	300		Classroom 300	Ceiling	Peeling paint above ceiling in coat closet	Y	Y	Y	Y	Y	Y	Y	Y	Y	Y	Y	Y	Y	Y	16 RRP Wet Wipes			Wookun Jeon - Lead Stabilization Technician	6/19/19
4	8390	1	3	300		Classroom 300	W1	Flaking paint	Y	Y	Y	Y	Y	Y	Y	Y	Y	Y	Y	Y	Y	Y	16 RRP Wet Wipes			Wookun Jeon - Lead Stabilization Technician	6/19/19
5	8390	1	3	300		Classroom 300	W3	Peeling paint at columns	Y	Y	Y	Y	Y	Y	Y	Y	Y	Y	Y	Y	Y	Y	16 RRP Wet Wipes			Wookun Jeon - Lead Stabilization Technician	6/19/19
6	8390	1	3	301		Classroom 301	Ceiling	Coat closet	Y	Y	Y	Y	Y	Y	Y	Y	Y	Y	Y	Y	Y	Y	16 RRP Wet Wipes			David Gerstenfeld - Lead Stabilization Technician	6/25/19
7	8390	1	3	301		Classroom 301	W1	Flaking paint	Y	Y	Y	Y	Y	Y	Y	Y	Y	Y	Y	Y	Y	Y	16 RRP Wet Wipes			David Gerstenfeld - Lead Stabilization Technician	6/25/19
8	8390	1	3	301		Classroom 301	W2	Peeling paint	Y	Y	Y	Y	Y	Y	Y	Y	Y	Y	Y	Y	Y	Y	16 RRP Wet Wipes			David Gerstenfeld - Lead Stabilization Technician	6/25/19
9	8390	1	3	301		Classroom 301	W3	Peeling paint along bottom course at columns	Y	Y	Y	Y	Y	Y	Y	Y	Y	Y	Y	Y	Y	Y	16 RRP Wet Wipes			David Gerstenfeld - Lead Stabilization Technician	6/25/19
10	8390	1	3	302		Classroom 302	Ceiling	Coat closet	Y	Y	Y	Y	Y	Y	Y	Y	Y	Y	Y	Y	Y	Y	16 RRP Wet Wipes			Wookun Jeon - Lead Stabilization Technician	6/19/19
11	8390	1	3	302		Classroom 302	W1	Peeling paint on wall and columns	Y	Y	Y	Y	Y	Y	Y	Y	Y	Y	Y	Y	Y	Y	16 RRP Wet Wipes			Wookun Jeon - Lead Stabilization Technician	6/19/19
12	8390	1	3	302		Classroom 302	W3	Peeling paint at columns	Y	Y	Y	Y	Y	Y	Y	Y	Y	Y	Y	Y	Y	Y	16 RRP Wet Wipes			Wookun Jeon - Lead Stabilization Technician	6/19/19
13	8390	1	3	303		Classroom 303	Ceiling	Flaking paint along perimeter beams	Y	Y	Y	Y	Y	Y	Y	Y	Y	Y	Y	Y	Y	Y	16 RRP Wet Wipes			David Gerstenfeld - Lead Stabilization Technician	6/26/19
14	8390	1	3	303		Classroom 303	W1	Peeling paint at column and pipe, severe peeling paint on ductwork	Y	Y	Y	Y	Y	Y	Y	Y	Y	Y	Y	Y	Y	Y	16 RRP Wet Wipes			David Gerstenfeld - Lead Stabilization Technician	6/26/19
15	8390	1	3	303		Classroom 303	W3	Peeling paint at columns	Y	Y	Y	Y	Y	Y	Y	Y	Y	Y	Y	Y	Y	Y	16 RRP Wet Wipes			David Gerstenfeld - Lead Stabilization Technician	6/26/19
16	8390	1	3	304		Classroom 304	Ceiling	Severe peeling paint	Y	Y	Y	Y	Y	Y	Y	Y	Y	Y	Y	Y	Y	Y	16 RRP Wet Wipes			David Gerstenfeld - Lead Stabilization Technician	6/19/19
17	8390	1	3	304		Classroom 304	W1	peeling paint at column	Y	Y	Y	Y	Y	Y	Y	Y	Y	Y	Y	Y	Y	Y	16 RRP Wet Wipes			David Gerstenfeld - Lead Stabilization Technician	6/19/19
18	8390	1	3	304		Classroom 304	W3	Peeling paint at columns	Y	Y	Y	Y	Y	Y	Y	Y	Y	Y	Y	Y	Y	Y	16 RRP Wet Wipes			David Gerstenfeld - Lead Stabilization Technician	6/19/19
19	8390	1	3	305		Classroom 305	Ceiling	Peeling paint at some spots, and beam	Y	Y	Y	Y	Y	Y	Y	Y	Y	Y	Y	Y	Y	Y	16 RRP Wet Wipes			David Gerstenfeld - Lead Stabilization Technician	6/26/19
20	8390	1	3	305		Classroom 305	W1	Peeling paint at column	Y	Y	Y	Y	Y	Y	Y	Y	Y	Y	Y	Y	Y	Y	16 RRP Wet Wipes			David Gerstenfeld - Lead Stabilization Technician	6/26/19
21	8390	1	3	305		Classroom 305	W3	Peeling paint at columns	Y	Y	Y	Y	Y	Y	Y	Y	Y	Y	Y	Y	Y	Y	16 RRP Wet Wipes			David Gerstenfeld - Lead Stabilization Technician	6/26/19
22	8390	1	3	307		Classroom 307 (Special Education)	W1	Peeling paint	Y	Y	Y	Y	Y	Y	Y	Y	Y	Y	Y	Y	Y	Y	16 RRP Wet Wipes			David Gerstenfeld - Lead Stabilization Technician	6/21/19
23	8390	1	3	307		Classroom 307 (Special Education)	W3	Peeling paint at column	Y	Y	Y	Y	Y	Y	Y	Y	Y	Y	Y	Y	Y	Y	16 RRP Wet Wipes			David Gerstenfeld - Lead Stabilization Technician	6/21/19
24	8390	1	3	310		Classroom 310	Ceiling	Flaking paint - spreadout	Y	Y	Y	Y	Y	Y	Y	Y	Y	Y	Y	Y	Y	Y	16 RRP Wet Wipes			Wookun Jeon - Lead Stabilization Technician	6/18/19
25	8390	1	3	310		Classroom 310	W1	Peeling paint on wall and pipe	Y	Y	Y	Y	Y	Y	Y	Y	Y	Y	Y	Y	Y	Y	16 RRP Wet Wipes			Wookun Jeon - Lead Stabilization Technician	6/18/19
26	8390	1	3	310		Classroom 310	W3	Peeling paint at columns	Y	Y	Y	Y	Y	Y	Y	Y	Y	Y	Y	Y	Y	Y	16 RRP Wet Wipes			Wookun Jeon - Lead Stabilization Technician	6/18/19
27	8390	1	3	310A		Classroom 310 Storage Room	Ceiling	No Access	Y	Y	Y	Y	Y	Y	Y	Y	Y	Y	Y	Y	Y	Y	16 RRP Wet Wipes			David Gerstenfeld - Lead Stabilization Technician	6/18/19
28	8390	1	3	310A		Classroom 310 Storage Room	Floor	No Access	Y	Y	Y	Y	Y	Y	Y	Y	Y	Y	Y	Y	Y	Y	16 RRP Wet Wipes			David Gerstenfeld - Lead Stabilization Technician	6/18/19
29	8390	1	3	310A		Classroom 310 Storage Room	W1	No Access	Y	Y	Y	Y	Y	Y	Y	Y	Y	Y	Y	Y	Y	Y	16 RRP Wet Wipes			David Gerstenfeld - Lead Stabilization Technician	6/18/19
30	8390	1	3	310A		Classroom 310 Storage Room	W2	No Access	Y	Y	Y	Y	Y	Y	Y	Y	Y	Y	Y	Y	Y	Y	16 RRP Wet Wipes			David Gerstenfeld - Lead Stabilization Technician	6/18/19
31	8390	1	3	310A		Classroom 310 Storage Room	W3	No Access	Y	Y	Y	Y	Y	Y	Y	Y	Y	Y	Y	Y	Y	Y	16 RRP Wet Wipes			David Gerstenfeld - Lead Stabilization Technician	6/18/19
32	8390	1	3	310A		Classroom 310 Storage Room	W4	No Access	Y	Y	Y	Y	Y	Y	Y	Y	Y	Y	Y	Y	Y	Y	16 RRP Wet Wipes			David Gerstenfeld - Lead Stabilization Technician	6/18/19
33	8390	1	3	312		Classroom 312	Ceiling	Peeling paint	Y	Y	Y	Y	Y	Y	Y	Y	Y	Y	Y	Y	Y	Y	16 RRP Wet Wipes			David Gerstenfeld - Lead Stabilization Technician	6/21/19
34	8390	1	3	312		Classroom 312	W1	Peeling paint at column and pipe	Y	Y	Y	Y	Y	Y	Y	Y	Y	Y	Y	Y	Y	Y	16 RRP Wet Wipes			David Gerstenfeld - Lead Stabilization Technician	6/21/19
35	8390	1	3	312		Classroom 312	W3	Peeling paint at columns	Y	Y	Y	Y	Y	Y	Y	Y	Y	Y	Y	Y	Y	Y	16 RRP Wet Wipes			David Gerstenfeld - Lead Stabilization Technician	6/21/19
36	8390	1	3	314		Classroom 314	Ceiling	Peeling paint along perimeter beams	Y	Y	Y	Y	Y	Y	Y	Y	Y	Y	Y	Y	Y	Y	16 RRP Wet Wipes			David Gerstenfeld - Lead Stabilization Technician	6/21/19
37	8390	1	3	314		Classroom 314	W1	Peeling paint on wall and column	Y	Y	Y	Y	Y	Y	Y	Y	Y	Y	Y	Y	Y	Y	16 RRP Wet Wipes			David Gerstenfeld - Lead Stabilization Technician	6/21/19
38	8390	1	3	314		Classroom 314	W3	Peeling paint at columns	Y	Y	Y	Y	Y	Y	Y	Y	Y	Y	Y	Y	Y	Y	16 RRP Wet Wipes			David Gerstenfeld - Lead Stabilization Technician	6/21/19
39	8390	1	3	316		Classroom 316	Ceiling	Peeling paint at some spots	Y	Y	Y	Y	Y	Y	Y	Y	Y	Y	Y	Y	Y	Y	16 RRP Wet Wipes			David Gerstenfeld - Lead Stabilization Technician	6/21/19
40	8390	1	3	316		Classroom 316	W1	Peeling paint at columns	Y	Y	Y	Y	Y	Y	Y	Y	Y	Y	Y	Y	Y	Y	16 RRP Wet Wipes			David Gerstenfeld - Lead Stabilization Technician	6/21/19
41	8390	1	3	316		Classroom 316	W3	Peeling paint at columns	Y	Y	Y	Y	Y	Y	Y	Y	Y	Y	Y	Y	Y	Y	16 RRP Wet Wipes			David Gerstenfeld - Lead Stabilization Technician	6/21/19
42	8390	1	3	318		Classroom 318	Ceiling	Peeling paint along perimeter beam	Y	Y	Y	Y	Y	Y	Y	Y	Y	Y	Y	Y	Y	Y	16 RRP Wet Wipes			David Gerstenfeld - Lead Stabilization Technician	6/21/19
43	8390	1	3	318		Classroom 318	W1	Peeling paint on wall and columns	Y	Y	Y	Y	Y	Y	Y	Y	Y	Y	Y	Y	Y	Y	16 RRP Wet Wipes			David Gerstenfeld - Lead Stabilization Technician	6/21/19
44	8390	1	3	318		Classroom 318	W3	Peeling paint at columns	Y	Y	Y	Y	Y	Y	Y	Y	Y	Y	Y	Y	Y	Y	16 RRP Wet Wipes			David Gerstenfeld - Lead Stabilization Technician	6/21/19
45	8390	1	3	306		Computer Lab 306/308	Ceiling	Peeling paint on 306 side	Y	Y	Y	Y	Y	Y	Y	Y	Y	Y	Y	Y	Y	Y	16 RRP Wet Wipes			David Gerstenfeld - Lead Stabilization Technician	6/21/19
46	8390	1	3	306		Computer Lab 306/308	W1	Peeling paint at column by coat closet	Y	Y	Y	Y	Y	Y	Y	Y	Y	Y	Y	Y	Y	Y	16 RRP Wet Wipes			David Gerstenfeld - Lead Stabilization Technician	6/21/19
47	8390	1	3	306		Computer Lab 306/308	W3	Peeling paint at columns	Y	Y	Y	Y	Y	Y	Y	Y	Y	Y	Y	Y	Y	Y	16 RRP Wet Wipes			David Gerstenfeld - Lead Stabilization Technician	6/21/19
48	8390	1	3	303A		Girl's Restroom across from Classroom 312	Ceiling	Peeling paint	Y	Y	Y	Y	Y	Y	Y	Y	Y	Y	Y	Y	Y	Y	16 RRP Wet Wipes			David Gerstenfeld - Lead Stabilization Technician	6/25/19
49	8390	1	3	303A		Girl's Restroom across from Classroom 312	W1	Flaking paint	Y	Y	Y	Y	Y	Y	Y	Y	Y	Y	Y	Y	Y	Y	16 RRP Wet Wipes			David Gerstenfeld - Lead Stabilization Technician	6/25/19
50	8390	1	3	303A		Girl's Restroom across from Classroom 312	W2	Flaking paint	Y	Y	Y	Y	Y	Y	Y	Y	Y	Y	Y	Y	Y	Y	16 RRP Wet Wipes			David Gerstenfeld - Lead Stabilization Technician	6/25/19
51	8390	1	3	303A		Girl's Restroom across from Classroom 312	W3	Peeling paint at column	Y	Y	Y	Y	Y	Y	Y	Y	Y	Y	Y	Y	Y	Y	16 RRP Wet Wipes			David Gerstenfeld - Lead Stabilization Technician	6/25/19
52	8390	1	3	H31A		Hallway from Classroom 300 to Home and School Room 334	Ceiling	Peeling paint - spreadout	Y	Y	Y	Y	Y	Y	Y	Y	Y	Y	Y	Y	Y	Y	10 RRP Wet Wipes			David Gerstenfeld - Lead Stabilization Technician	8/9/19
53	8390	1	3	H31C		Hallway from Classrooms 310 to 316	Ceiling	Severe peeling paint	Y	Y	Y	Y	Y	Y	Y	Y	Y	Y	Y	Y	Y	Y	10 RRP Wet Wipes			David Gerstenfeld - Lead Stabilization Technician	8/9/19
54	8390	1	3	H31B		Hallway outside Computer Lab	Ceiling	Severe peeling paint - spreadout	Y	Y	Y	Y	Y	Y	Y	Y	Y	Y	Y	Y	Y	Y	15 RRP Wet Wipes			David Gerstenfeld - Lead Stabilization Technician	8/9/19
55	8390	1	3	H31B		Hallway outside Computer Lab	W1	Peeling paint	Y	Y	Y	Y	Y	Y	Y	Y	Y	Y	Y	Y	Y	Y	15 RRP Wet Wipes			David Gerstenfeld - Lead Stabilization Technician	8/9/19
56	8390	1	3	H31B		Hallway outside Computer Lab	W3	Peeling paint	Y	Y	Y	Y	Y	Y	Y	Y	Y	Y	Y	Y	Y	Y	15 RRP Wet Wipes			David Gerstenfeld - Lead Stabilization Technician	8/9/19
57	8390	1	3	304A		Home and School Room 334	Ceiling	No Access	Y	Y	Y	Y	Y	Y	Y	Y	Y	Y	Y	Y	Y	Y	N/A			David Gerstenfeld - Lead Stabilization Technician	N/A
58	8390	1	3	304A		Home and School Room 334	Floor	No Access	Y	Y	Y	Y	Y	Y	Y	Y	Y	Y	Y	Y	Y	Y	N/A			David Gerstenfeld - Lead Stabilization Technician	N/A
59	8390	1	3	304A		Home and School Room 334	W1	No Access	Y	Y	Y																

Aloysius Fitzpatrick ES
EPA Checklist

Task ID	UIC#	E n e r g y	F l a m m a b i l i t y	Space # (m Floor Plan)	Space Type	On Site Room Name	Component	Description of Paint and Plaster Damage (i.e. cracking, chipping, poxges, holes, flaking, spalling, efflorescence, significant moisture damage)	Warning signs posted at entrance to work area	Work areas contained to prevent spread of dust and debris	All objects in the work area removed or covered (interiors)	HVAC ducts in the work area closed and covered (interiors)	Windows in the work area closed (interiors)	Doors in the work area closed and sealed (interiors)	Doors that must be used in the work area covered to allow passage but prevent spread of dust	Floors in the work area covered with taped-down plastic (interiors)	Waste contained on-site and while being transported off-site	Work site properly cleaned after renovation	All chips and debris picked up, protective sheeting misted, fadded dirty side inward, and taped for removal	Light boxes inspected (Y/N)	Surfaces above light fixtures inspected (Y/N)	Work areas surfaces and objects cleaned using HEPA vacuum and/or wet cloths or mops (interior)	Certified renovator performed post-renovation cleaning verification	Describe the results of post-renovation cleaning verification, including the number of wet and dry cloths used	If dust clearance testing was performed instead, attach a copy of the report	I certify under penalty of law that the previous information is true and complete (name and title)	Date signed
93	8390	1	2	203		Classroom 203	W1	Peeling paint at column, ductwork, and pipe	Y	Y	Y	Y	Y	Y	Y	Y	Y	Y	Y	Y	Y	Y	Y	16 RRP Wet Wipes		David Gerstenfeld - Lead Stabilization Technician	7/12/19
94	8390	1	2	203		Classroom 203	W3	Peeling paint at columns and pipe	Y	Y	Y	Y	Y	Y	Y	Y	Y	Y	Y	Y	Y	Y	Y	16 RRP Wet Wipes		David Gerstenfeld - Lead Stabilization Technician	7/12/19
95	8390	1	2	204		Classroom 204	W3	Peeling paint at middle column and pipe	Y	Y	Y	Y	Y	Y	Y	Y	Y	Y	Y	Y	Y	Y	Y	16 RRP Wet Wipes		David Gerstenfeld - Lead Stabilization Technician	6/27/19
96	8390	1	2	205		Classroom 205	W3	Peeling paint at middle column	Y	Y	Y	Y	Y	Y	Y	Y	Y	Y	Y	Y	Y	Y	Y	16 RRP Wet Wipes		David Gerstenfeld - Lead Stabilization Technician	7/12/19
97	8390	1	2	207		Classroom 207	W3	Peeling paint at columns and pipe	Y	Y	Y	Y	Y	Y	Y	Y	Y	Y	Y	Y	Y	Y	Y	16 RRP Wet Wipes		David Gerstenfeld - Lead Stabilization Technician	7/17/19
98	8390	1	2	210		Classroom 210	Ceiling	Peeling paint along beam	Y	Y	Y	Y	Y	Y	Y	Y	Y	Y	Y	Y	Y	Y	Y	16 RRP Wet Wipes		David Gerstenfeld - Lead Stabilization Technician	6/27/19
99	8390	1	2	210		Classroom 210	W1	Peeling paint at column, pipe, and ductwork	Y	Y	Y	Y	Y	Y	Y	Y	Y	Y	Y	Y	Y	Y	Y	16 RRP Wet Wipes		David Gerstenfeld - Lead Stabilization Technician	6/27/19
100	8390	1	2	210		Classroom 210	W3	Peeling paint at column and pipe	Y	Y	Y	Y	Y	Y	Y	Y	Y	Y	Y	Y	Y	Y	Y	16 RRP Wet Wipes		David Gerstenfeld - Lead Stabilization Technician	6/27/19
101	8390	1	2	212		Classroom 212	W1	Peeling paint at column and pipe	Y	Y	Y	Y	Y	Y	Y	Y	Y	Y	Y	Y	Y	Y	Y	16 RRP Wet Wipes		David Gerstenfeld - Lead Stabilization Technician	6/27/19
102	8390	1	2	212		Classroom 212	W3	Peeling paint at columns and pipes	Y	Y	Y	Y	Y	Y	Y	Y	Y	Y	Y	Y	Y	Y	Y	16 RRP Wet Wipes		David Gerstenfeld - Lead Stabilization Technician	6/27/19
103	8390	1	2	214		Classroom 214	W1	Peeling paint at columns	Y	Y	Y	Y	Y	Y	Y	Y	Y	Y	Y	Y	Y	Y	Y	16 RRP Wet Wipes		David Gerstenfeld - Lead Stabilization Technician	6/27/19
104	8390	1	2	214		Classroom 214	W3	Peeling paint at columns	Y	Y	Y	Y	Y	Y	Y	Y	Y	Y	Y	Y	Y	Y	Y	15 RRP Wet Wipes		David Gerstenfeld - Lead Stabilization Technician	6/27/19
105	8390	1	2	216		Classroom 216	W1	Peeling paint at column	Y	Y	Y	Y	Y	Y	Y	Y	Y	Y	Y	Y	Y	Y	Y	16 RRP Wet Wipes		David Gerstenfeld - Lead Stabilization Technician	6/27/19
106	8390	1	2	216		Classroom 216	W3	Peeling paint at columns and pipe	Y	Y	Y	Y	Y	Y	Y	Y	Y	Y	Y	Y	Y	Y	Y	16 RRP Wet Wipes		David Gerstenfeld - Lead Stabilization Technician	6/27/19
107	8390	1	2	218		Classroom 218	W1	Peeling paint on fiberglass pipe	Y	Y	Y	Y	Y	Y	Y	Y	Y	Y	Y	Y	Y	Y	Y	16 RRP Wet Wipes		David Gerstenfeld - Lead Stabilization Technician	6/27/19
108	8390	1	2	218		Classroom 218	W3	Peeling paint at middle column	Y	Y	Y	Y	Y	Y	Y	Y	Y	Y	Y	Y	Y	Y	Y	16 RRP Wet Wipes		David Gerstenfeld - Lead Stabilization Technician	6/27/19
109	8390	1	2	203A		Girl's Restroom across from Classroom 212	Ceiling	Peeling paint near the doorway	Y	Y	Y	Y	Y	Y	Y	Y	Y	Y	Y	Y	Y	Y	Y	16 RRP Wet Wipes		David Gerstenfeld - Lead Stabilization Technician	7/12/19
110	8390	1	2	203A		Girl's Restroom across from Classroom 212	W3	Severe peeling paint at column	Y	Y	Y	Y	Y	Y	Y	Y	Y	Y	Y	Y	Y	Y	Y	16 RRP Wet Wipes		David Gerstenfeld - Lead Stabilization Technician	7/12/19
111	8390	1	2	H21B		Hallway outside ILC 206/208	Ceiling	Flaking paint at light fixture	Y	Y	Y	Y	Y	Y	Y	Y	Y	Y	Y	Y	Y	Y	Y	10 RRP Wet Wipes		David Gerstenfeld - Lead Stabilization Technician	7/12/19
112	8390	1	2	208		Library	W1	Peeling paint at columns	Y	Y	Y	Y	Y	Y	Y	Y	Y	Y	Y	Y	Y	Y	Y	35 RRP Wet Wipes		David Gerstenfeld - Lead Stabilization Technician	7/27/19
113	8390	1	2	208		Library	W3	Peeling paint at columns	Y	Y	Y	Y	Y	Y	Y	Y	Y	Y	Y	Y	Y	Y	Y	35 RRP Wet Wipes		David Gerstenfeld - Lead Stabilization Technician	7/27/19
114	8390	1	2	208A		Library Storage Room	Ceiling	Peeling paint	Y	Y	Y	Y	Y	Y	Y	Y	Y	Y	Y	Y	Y	Y	Y	35 RRP Wet Wipes		David Gerstenfeld - Lead Stabilization Technician	7/27/19
115	8390	1	2	203D		Men's Restroom across from Classroom 210	W4	Peeling paint on pipe	Y	Y	Y	Y	Y	Y	Y	Y	Y	Y	Y	Y	Y	Y	Y	16 RRP Wet Wipes		David Gerstenfeld - Lead Stabilization Technician	7/12/19
116	8390	1	2	201D		Room 204-A Speech Office	W4	Peeling paint on pipe	Y	Y	Y	Y	Y	Y	Y	Y	Y	Y	Y	Y	Y	Y	Y	6 RRP Wet Wipes		David Gerstenfeld - Lead Stabilization Technician	7/27/19
117	8390	1	2	S21		Stairwell near Classroom 200	W1	Flaking paint	Y	Y	Y	Y	Y	Y	Y	Y	Y	Y	Y	Y	Y	Y	Y	15 RRP Wet Wipes		David Gerstenfeld - Lead Stabilization Technician	8/14/19
118	8390	1	2	S21		Stairwell near Classroom 200	W2	Flaking paint	Y	Y	Y	Y	Y	Y	Y	Y	Y	Y	Y	Y	Y	Y	Y	15 RRP Wet Wipes		David Gerstenfeld - Lead Stabilization Technician	8/14/19
119	8390	1	2	S21		Stairwell near Classroom 200	W3	Flaking paint	Y	Y	Y	Y	Y	Y	Y	Y	Y	Y	Y	Y	Y	Y	Y	15 RRP Wet Wipes		David Gerstenfeld - Lead Stabilization Technician	8/14/19
120	8390	1	2	S21		Stairwell near Classroom 200	W4	Flaking paint	Y	Y	Y	Y	Y	Y	Y	Y	Y	Y	Y	Y	Y	Y	Y	15 RRP Wet Wipes		David Gerstenfeld - Lead Stabilization Technician	8/14/19
121	8390	1	2	S23		Stairwell near Classrooms 207 and 218	W3	Peeling paint	Y	Y	Y	Y	Y	Y	Y	Y	Y	Y	Y	Y	Y	Y	Y	15 RRP Wet Wipes		David Gerstenfeld - Lead Stabilization Technician	8/14/19
122	8390	1	2	S23		Stairwell near Classrooms 207 and 218	W4	Peeling paint at column	Y	Y	Y	Y	Y	Y	Y	Y	Y	Y	Y	Y	Y	Y	Y	15 RRP Wet Wipes		David Gerstenfeld - Lead Stabilization Technician	8/14/19
123	8390	1	2	S22		Stairwell near Classrooms 212 and 214	W1	Peeling paint at door	Y	Y	Y	Y	Y	Y	Y	Y	Y	Y	Y	Y	Y	Y	Y	15 RRP Wet Wipes		David Gerstenfeld - Lead Stabilization Technician	8/13/19
124	8390	1	2	S22		Stairwell near Classrooms 212 and 214	W3	Peeling paint on wall, radiator and pipe	Y	Y	Y	Y	Y	Y	Y	Y	Y	Y	Y	Y	Y	Y	Y	15 RRP Wet Wipes		David Gerstenfeld - Lead Stabilization Technician	8/13/19
125	8390	1	2	S22		Stairwell near Classrooms 212 and 214	W4	Peeling paint on wall and column	Y	Y	Y	Y	Y	Y	Y	Y	Y	Y	Y	Y	Y	Y	Y	15 RRP Wet Wipes		David Gerstenfeld - Lead Stabilization Technician	8/13/19
126	8390	1	2	201C		Storage Room across from Classroom 204	Floor	Debris under window	Y	Y	Y	Y	Y	Y	Y	Y	Y	Y	Y	Y	Y	Y	Y	15 RRP Wet Wipes		David Gerstenfeld - Lead Stabilization Technician	8/13/19
127	8390	1	2	203B		Women's Restroom across from Classroom 212	W1	Flaking paint above door	Y	Y	Y	Y	Y	Y	Y	Y	Y	Y	Y	Y	Y	Y	Y	2 RRP Wet Wipes		David Gerstenfeld - Lead Stabilization Technician	7/25/19
128	8390	2	1	HA2		Annex Hallway from Classrooms 9 to 11	W2	Peeling paint on column at Classroom 12 entrance	Y	Y	Y	Y	Y	Y	Y	Y	Y	Y	Y	Y	Y	Y	Y	2 RRP Wet Wipes		David Gerstenfeld - Lead Stabilization Technician	7/12/19
129	8390	2	1	HA2		Annex Hallway from Classrooms 9 to 11	W4	Peeling paint on column at Classroom 11 entrance	Y	Y	Y	Y	Y	Y	Y	Y	Y	Y	Y	Y	Y	Y	Y	2 RRP Wet Wipes		David Gerstenfeld - Lead Stabilization Technician	8/26/19
130	8390	2	1	005G		Area 5 - Copy/Fax Area	W3	Chipping paint	Y	Y	Y	Y	Y	Y	Y	Y	Y	Y	Y	Y	Y	Y	Y	Y	Y	David Gerstenfeld - Lead Stabilization Technician	8/30/19
131	8390	2	1	005F		Area 5 - General Office Space between Storage and Copy Area	Ceiling	No Access	Y	Y	Y	Y	Y	Y	Y	Y	Y	Y	Y	Y	Y	Y	Y	Y	Y	David Gerstenfeld - Lead Stabilization Technician	8/30/19
132	8390	2	1	005F		Area 5 - General Office Space between Storage and Copy Area	Floor	No Access	Y	Y	Y	Y	Y	Y	Y	Y	Y	Y	Y	Y	Y	Y	Y	Y	Y	David Gerstenfeld - Lead Stabilization Technician	8/30/19
133	8390	2	1	005F		Area 5 - General Office Space between Storage and Copy Area	W1	No Access	Y	Y	Y	Y	Y	Y	Y	Y	Y	Y	Y	Y	Y	Y	Y	Y	Y	David Gerstenfeld - Lead Stabilization Technician	8/30/19
134	8390	2	1	005F		Area 5 - General Office Space between Storage and Copy Area	W2	No Access	Y	Y	Y	Y	Y	Y	Y	Y	Y	Y	Y	Y	Y	Y	Y	Y	Y	David Gerstenfeld - Lead Stabilization Technician	8/30/19
135	8390	2	1	005F		Area 5 - General Office Space between Storage and Copy Area	W3	No Access	Y	Y	Y	Y	Y	Y	Y	Y	Y	Y	Y	Y	Y	Y	Y	Y	Y	David Gerstenfeld - Lead Stabilization Technician	8/30/19
136	8390	2	1	005F		Area 5 - General Office Space between Storage and Copy Area	W4	No Access	Y	Y	Y	Y	Y	Y	Y	Y	Y	Y	Y	Y	Y	Y	Y	Y	Y	David Gerstenfeld - Lead Stabilization Technician	8/30/19
137	8390	2	1	005A		Area 5 - General Office Space in Center (Hallway Side)	W3	Chipping paint	Y	Y	Y	Y	Y	Y	Y	Y	Y	Y	Y	Y	Y	Y	Y	Y	Y	David Gerstenfeld - Lead Stabilization Technician	8/30/19
138	8390	2	1	5		Area 5 - General Office Space in Corner (Hallway Side)	Ceiling	No Access	Y	Y	Y	Y	Y	Y	Y	Y	Y	Y	Y	Y	Y	Y	Y	Y	Y	David Gerstenfeld - Lead Stabilization Technician	8/30/19
139	8390	2	1	5		Area 5 - General Office Space in Corner (Hallway Side)	Floor	No Access	Y	Y	Y	Y	Y	Y	Y	Y	Y	Y	Y	Y	Y	Y	Y	Y	Y	David Gerstenfeld - Lead Stabilization Technician	8/30/19
140	8390	2	1	5		Area 5 - General Office Space in Corner (Hallway Side)	W1	No Access	Y	Y	Y	Y	Y	Y	Y	Y	Y	Y	Y	Y	Y	Y	Y	Y	Y	David Gerstenfeld - Lead Stabilization Technician	8/30/19
141	8390	2	1	5		Area 5 - General Office Space in Corner (Hallway Side)	W2	No Access	Y	Y	Y	Y	Y	Y	Y	Y	Y	Y	Y	Y	Y	Y	Y	Y	Y	David Gerstenfeld - Lead Stabilization Technician	8/30/19
142	8390	2	1	5		Area 5 - General Office Space in Corner (Hallway Side)	W3	No Access	Y	Y	Y	Y	Y	Y	Y	Y	Y	Y	Y	Y	Y	Y					

Aloysius Fitzpatrick ES
EPA Checklist

Task ID	ULCS#	E i c e n t	F l o o r	Space # (on Floor Plan)	Space Type	On Site Room Name	Component	Description of Paint and Plaster Damage (i.e. cracking, chipping, gouges, holes, flaking, spalling, efflorescence, significant moisture damage)	Warning signs posted at entrance to work area	Work area contained to prevent spread of dust and debris	All objects in the work area reserved or covered (interiors)	HVAC ducts in the work area closed and covered (interiors)	Windows in the work area closed (interiors)	Doors in the work area closed and sealed (interiors)	Doors that must be used in the work area covered to allow passage but prevent spread of dust	Floors in the work area covered with taped-down plastic (interiors)	Waste contained on-site and while being transported off-site	Work site properly cleaned after renovation	All chips and debris picked up, protective sheeting installed, faded dirty side inward, and taped for removal	Light lenses inspected (Y/N)	Surfaces above light fixtures inspected (Y/N)	Work area surfaces and objects cleaned using HEPA vacuum and/or wet cloths or mops (interior)	Certified renovator performed post-renovation cleaning verification	Describe the results of post-renovation cleaning verification, including the number of wet and dry cloths used	If dust clearance testing was performed instead, attach a copy of the report	I certify under penalty of law that the previous information is true and complete (name and title)	Date signed
178	8390	1	1	121		Boy's Restroom across from Classroom 106	W4	Flaking paint behind toilets	Y	Y	Y	Y	Y	Y	Y	Y	Y	Y	Y	Y	Y	Y	6 RRP Wet Wipes			David Gerstenfeld - Lead Stabilization Technician	7/29/19
179	8390	2	1	10		Classroom 10	W1	Peeling paint on wall and door	Y	Y	Y	Y	Y	Y	Y	Y	Y	Y	Y	Y	Y	Y	16 RRP Wet Wipes			David Gerstenfeld - Lead Stabilization Technician	8/22/19
180	8390	2	1	10		Classroom 10	W2	Peeling paint	Y	Y	Y	Y	Y	Y	Y	Y	Y	Y	Y	Y	Y	Y	23 RRP Wet Wipes			David Gerstenfeld - Lead Stabilization Technician	8/22/19
181	8390	2	1	10		Classroom 10	W3	Peeling paint on Univeritator	Y	Y	Y	Y	Y	Y	Y	Y	Y	Y	Y	Y	Y	Y	23 RRP Wet Wipes			David Gerstenfeld - Lead Stabilization Technician	8/22/19
182	8390	2	1	10		Classroom 10	W4	Peeling paint	Y	Y	Y	Y	Y	Y	Y	Y	Y	Y	Y	Y	Y	Y	23 RRP Wet Wipes			David Gerstenfeld - Lead Stabilization Technician	8/22/19
183	8390	2	1	010C		Classroom 10 Closet/Storage with blue door	Ceiling	No Access	Y	Y	Y	Y	Y	Y	Y	Y	Y	Y	Y	Y	Y	Y	23 RRP Wet Wipes			David Gerstenfeld - Lead Stabilization Technician	8/22/19
184	8390	2	1	010C		Classroom 10 Closet/Storage with blue door	Floor	No Access	Y	Y	Y	Y	Y	Y	Y	Y	Y	Y	Y	Y	Y	Y	23 RRP Wet Wipes			David Gerstenfeld - Lead Stabilization Technician	8/22/19
185	8390	2	1	010C		Classroom 10 Closet/Storage with blue door	W1	No Access	Y	Y	Y	Y	Y	Y	Y	Y	Y	Y	Y	Y	Y	Y	23 RRP Wet Wipes			David Gerstenfeld - Lead Stabilization Technician	8/22/19
186	8390	2	1	010C		Classroom 10 Closet/Storage with blue door	W2	No Access	Y	Y	Y	Y	Y	Y	Y	Y	Y	Y	Y	Y	Y	Y	23 RRP Wet Wipes			David Gerstenfeld - Lead Stabilization Technician	8/22/19
187	8390	2	1	010C		Classroom 10 Closet/Storage with blue door	W3	No Access	Y	Y	Y	Y	Y	Y	Y	Y	Y	Y	Y	Y	Y	Y	23 RRP Wet Wipes			David Gerstenfeld - Lead Stabilization Technician	8/22/19
188	8390	2	1	010C		Classroom 10 Closet/Storage with blue door	W4	No Access	Y	Y	Y	Y	Y	Y	Y	Y	Y	Y	Y	Y	Y	Y	23 RRP Wet Wipes			David Gerstenfeld - Lead Stabilization Technician	8/22/19
189	8390	2	1	010A		Classroom 10 Restroom	W2	Peeling paint	Y	Y	Y	Y	Y	Y	Y	Y	Y	Y	Y	Y	Y	Y	23 RRP Wet Wipes			David Gerstenfeld - Lead Stabilization Technician	8/22/19
190	8390	2	1	010A		Classroom 10 Restroom	W4	Peeling paint	Y	Y	Y	Y	Y	Y	Y	Y	Y	Y	Y	Y	Y	Y	23 RRP Wet Wipes			David Gerstenfeld - Lead Stabilization Technician	8/22/19
191	8390	2	1	010B		Classroom 10 Storage/Computer Server Room	W2	Peeling paint	Y	Y	Y	Y	Y	Y	Y	Y	Y	Y	Y	Y	Y	Y	23 RRP Wet Wipes			David Gerstenfeld - Lead Stabilization Technician	8/22/19
192	8390	1	1	100		Classroom 100	Ceiling	Peeling paint at some spots and beam	Y	Y	Y	Y	Y	Y	Y	Y	Y	Y	Y	Y	Y	Y	23 RRP Wet Wipes			David Gerstenfeld - Lead Stabilization Technician	8/22/19
193	8390	1	1	100		Classroom 100	W3	Peeling paint at column and pipe	Y	Y	Y	Y	Y	Y	Y	Y	Y	Y	Y	Y	Y	Y	16 RRP Wet Wipes			David Gerstenfeld - Lead Stabilization Technician	7/22/19
194	8390	1	1	101		Classroom 101	W3	Peeling paint on column and pipes	Y	Y	Y	Y	Y	Y	Y	Y	Y	Y	Y	Y	Y	Y	16 RRP Wet Wipes			David Gerstenfeld - Lead Stabilization Technician	07/08/2019
195	8390	1	1	102		Classroom 102	W1	Peeling paint at column	Y	Y	Y	Y	Y	Y	Y	Y	Y	Y	Y	Y	Y	Y	16 RRP Wet Wipes			David Gerstenfeld - Lead Stabilization Technician	7/22/19
196	8390	1	1	102		Classroom 102	W3	Peeling paint at column and pipe	Y	Y	Y	Y	Y	Y	Y	Y	Y	Y	Y	Y	Y	Y	16 RRP Wet Wipes			David Gerstenfeld - Lead Stabilization Technician	7/22/19
197	8390	1	1	102A		Classroom 102 Closet	Ceiling	No Access	Y	Y	Y	Y	Y	Y	Y	Y	Y	Y	Y	Y	Y	Y	16 RRP Wet Wipes			David Gerstenfeld - Lead Stabilization Technician	7/22/19
198	8390	1	1	102A		Classroom 102 Closet	W1	No Access	Y	Y	Y	Y	Y	Y	Y	Y	Y	Y	Y	Y	Y	Y	16 RRP Wet Wipes			David Gerstenfeld - Lead Stabilization Technician	7/22/19
199	8390	1	1	102A		Classroom 102 Closet	W2	No Access	Y	Y	Y	Y	Y	Y	Y	Y	Y	Y	Y	Y	Y	Y	16 RRP Wet Wipes			David Gerstenfeld - Lead Stabilization Technician	7/22/19
200	8390	1	1	102A		Classroom 102 Closet	W3	No Access	Y	Y	Y	Y	Y	Y	Y	Y	Y	Y	Y	Y	Y	Y	16 RRP Wet Wipes			David Gerstenfeld - Lead Stabilization Technician	7/22/19
201	8390	1	1	102A		Classroom 102 Closet	W4	No Access	Y	Y	Y	Y	Y	Y	Y	Y	Y	Y	Y	Y	Y	Y	16 RRP Wet Wipes			David Gerstenfeld - Lead Stabilization Technician	7/22/19
202	8390	1	1	102A		Classroom 102 Closet	W4	No Access	Y	Y	Y	Y	Y	Y	Y	Y	Y	Y	Y	Y	Y	Y	16 RRP Wet Wipes			David Gerstenfeld - Lead Stabilization Technician	7/22/19
203	8390	1	1	103		Classroom 103	W1	Peeling paint on column, ductwork and pipe	Y	Y	Y	Y	Y	Y	Y	Y	Y	Y	Y	Y	Y	Y	16 RRP Wet Wipes			David Gerstenfeld - Lead Stabilization Technician	7/30/19
204	8390	1	1	103		Classroom 103	W3	Peeling paint at columns and pipes	Y	Y	Y	Y	Y	Y	Y	Y	Y	Y	Y	Y	Y	Y	16 RRP Wet Wipes			David Gerstenfeld - Lead Stabilization Technician	7/30/19
205	8390	1	1	104		Classroom 104	Ceiling	Flaking paint	Y	Y	Y	Y	Y	Y	Y	Y	Y	Y	Y	Y	Y	Y	16 RRP Wet Wipes			David Gerstenfeld - Lead Stabilization Technician	07/08/19
206	8390	1	1	104		Classroom 104	W1	Peeling paint on wall and ductwork	Y	Y	Y	Y	Y	Y	Y	Y	Y	Y	Y	Y	Y	Y	16 RRP Wet Wipes			David Gerstenfeld - Lead Stabilization Technician	07/08/19
207	8390	1	1	104		Classroom 104	W3	Peeling paint at columns and pipe	Y	Y	Y	Y	Y	Y	Y	Y	Y	Y	Y	Y	Y	Y	16 RRP Wet Wipes			David Gerstenfeld - Lead Stabilization Technician	07/08/19
208	8390	1	1	104A		Classroom 104 Storage	Ceiling	No Access	Y	Y	Y	Y	Y	Y	Y	Y	Y	Y	Y	Y	Y	Y	16 RRP Wet Wipes			David Gerstenfeld - Lead Stabilization Technician	07/08/19
209	8390	1	1	104A		Classroom 104 Storage	W1	No Access	Y	Y	Y	Y	Y	Y	Y	Y	Y	Y	Y	Y	Y	Y	16 RRP Wet Wipes			David Gerstenfeld - Lead Stabilization Technician	07/08/19
210	8390	1	1	104A		Classroom 104 Storage	W2	No Access	Y	Y	Y	Y	Y	Y	Y	Y	Y	Y	Y	Y	Y	Y	16 RRP Wet Wipes			David Gerstenfeld - Lead Stabilization Technician	07/08/19
211	8390	1	1	104A		Classroom 104 Storage	W3	No Access	Y	Y	Y	Y	Y	Y	Y	Y	Y	Y	Y	Y	Y	Y	16 RRP Wet Wipes			David Gerstenfeld - Lead Stabilization Technician	07/08/19
212	8390	1	1	104A		Classroom 104 Storage	W4	No Access	Y	Y	Y	Y	Y	Y	Y	Y	Y	Y	Y	Y	Y	Y	16 RRP Wet Wipes			David Gerstenfeld - Lead Stabilization Technician	07/08/19
213	8390	1	1	104A		Classroom 104 Storage	W4	No Access	Y	Y	Y	Y	Y	Y	Y	Y	Y	Y	Y	Y	Y	Y	16 RRP Wet Wipes			David Gerstenfeld - Lead Stabilization Technician	07/08/19
214	8390	1	1	105		Classroom 105	W1	Peeling paint at column and wall	Y	Y	Y	Y	Y	Y	Y	Y	Y	Y	Y	Y	Y	Y	16 RRP Wet Wipes			David Gerstenfeld - Lead Stabilization Technician	7/30/19
215	8390	1	1	105		Classroom 105	W3	Peeling paint at columns and pipes	Y	Y	Y	Y	Y	Y	Y	Y	Y	Y	Y	Y	Y	Y	16 RRP Wet Wipes			David Gerstenfeld - Lead Stabilization Technician	7/30/19
216	8390	1	1	106		Classroom 106	Ceiling	Peeling paint at couple of spots	Y	Y	Y	Y	Y	Y	Y	Y	Y	Y	Y	Y	Y	Y	16 RRP Wet Wipes			David Gerstenfeld - Lead Stabilization Technician	07/08/19
217	8390	1	1	106		Classroom 106	W1	Peeling paint on wall, pipe, and columns	Y	Y	Y	Y	Y	Y	Y	Y	Y	Y	Y	Y	Y	Y	16 RRP Wet Wipes			David Gerstenfeld - Lead Stabilization Technician	07/08/19
218	8390	1	1	106		Classroom 106	W3	Peeling paint at columns and pipe	Y	Y	Y	Y	Y	Y	Y	Y	Y	Y	Y	Y	Y	Y	16 RRP Wet Wipes			David Gerstenfeld - Lead Stabilization Technician	07/08/19
219	8390	1	1	107		Classroom 107	W3	Peeling paint at column	Y	Y	Y	Y	Y	Y	Y	Y	Y	Y	Y	Y	Y	Y	16 RRP Wet Wipes			David Gerstenfeld - Lead Stabilization Technician	07/08/19
220	8390	1	1	108		Classroom 108	Ceiling	Peeling paint at some spots	Y	Y	Y	Y	Y	Y	Y	Y	Y	Y	Y	Y	Y	Y	16 RRP Wet Wipes			David Gerstenfeld - Lead Stabilization Technician	7/24/19
221	8390	1	1	108		Classroom 108	W1	Peeling paint on wall, column and pipe	Y	Y	Y	Y	Y	Y	Y	Y	Y	Y	Y	Y	Y	Y	16 RRP Wet Wipes			David Gerstenfeld - Lead Stabilization Technician	7/24/19
222	8390	1	1	108		Classroom 108	W3	Peeling paint at columns and pipe	Y	Y	Y	Y	Y	Y	Y	Y	Y	Y	Y	Y	Y	Y	16 RRP Wet Wipes			David Gerstenfeld - Lead Stabilization Technician	7/24/19
223	8390	1	1	109		Classroom 109	W3	Peeling paint on column and pipe	Y	Y	Y	Y	Y	Y	Y	Y	Y	Y	Y	Y	Y	Y	16 RRP Wet Wipes			David Gerstenfeld - Lead Stabilization Technician	7/22/19
224	8390	2	1	11A		Classroom 11	W2	Peeling paint	Y	Y	Y	Y	Y	Y	Y	Y	Y	Y	Y	Y	Y	Y	23 RRP Wet Wipes			David Gerstenfeld - Lead Stabilization Technician	8/19/19
225	8390	2	1	11A		Classroom 11	W3	Peeling paint on wall, control panel and Univeritator	Y	Y	Y	Y	Y	Y	Y	Y	Y	Y	Y	Y	Y	Y	23 RRP Wet Wipes			David Gerstenfeld - Lead Stabilization Technician	8/19/19
226	8390	2	1	11A		Classroom 11	W4	Peeling paint	Y	Y	Y	Y	Y	Y	Y	Y	Y	Y	Y	Y	Y	Y	23 RRP Wet Wipes			David Gerstenfeld - Lead Stabilization Technician	8/19/19
227	8390	2	1	011B		Classroom 11 Closet/Storage with blue door	Ceiling	No Access	Y	Y	Y	Y	Y	Y	Y	Y	Y	Y	Y	Y	Y	Y	23 RRP Wet Wipes			David Gerstenfeld - Lead Stabilization Technician	8/19/19
228	8390	2	1	011B		Classroom 11 Closet/Storage with blue door	Floor	No Access	Y	Y	Y	Y	Y	Y	Y	Y	Y	Y	Y	Y	Y	Y	23 RRP Wet Wipes			David Gerstenfeld - Lead Stabilization Technician	8/19/19
229	8390	2	1	011B		Classroom 11 Closet/Storage with blue door	W1	No Access	Y	Y	Y	Y	Y	Y	Y	Y	Y	Y	Y	Y	Y	Y	23 RRP Wet Wipes			David Gerstenfeld - Lead Stabilization Technician	8/19/19
230	8390	2	1	011B		Classroom 11 Closet/Storage with blue door	W2	No Access	Y	Y	Y	Y	Y	Y	Y	Y	Y	Y	Y	Y	Y	Y	23 RRP Wet Wipes			David Gerstenfeld - Lead Stabilization Technician	8/19/19
231	8390	2	1	011B		Classroom 11 Closet/Storage with blue door	W3	No Access	Y	Y	Y	Y	Y	Y	Y	Y	Y	Y	Y	Y	Y	Y	23 RRP Wet Wipes			David Gerstenfeld - Lead Stabilization Technician	8/19/19
232	8390	2	1	011B		Classroom 11 Closet/Storage with blue door	W4	No Access	Y	Y	Y	Y	Y	Y	Y	Y	Y	Y	Y	Y	Y	Y	23 RRP Wet Wipes			David Gerstenfeld - Lead Stabilization Technician	8/19/19
233	8390	2	1	011C		Classroom 11 Restroom	W2	Peeling paint behind toilets	Y	Y	Y	Y	Y	Y	Y	Y	Y	Y	Y	Y	Y	Y	23 RRP Wet Wipes			David Gerstenfeld - Lead Stabilization Technician	8/19/19
234	8390	2	1	011E		Classroom 11 Water heater room at entrance	W4	Peeling paint above heater	Y	Y	Y	Y	Y	Y	Y	Y	Y	Y	Y	Y	Y	Y	23 RRP Wet Wipes			David Gerstenfeld - Lead Stabilization Technician	8/19/19
235	8390	1	1	110		Classroom 110	W1	Peeling paint at column and pipe	Y	Y	Y	Y	Y	Y	Y	Y	Y	Y	Y	Y	Y	Y	16 RRP Wet Wipes			David Gerstenfeld - Lead Stabilization Technician</	

Aloysius Fitzpatrick ES
EPA Checklist

Task ID	ULCS#	E i c e n t	F l o o r	Space # (on Floor Plan)	Space Type	On Site Room Name	Component	Description of Paint and Plaster Damage (i.e. cracking, chipping, gouges, holes, flaking, spalling, efflorescence, significant moisture damage)	Warning signs posted at entrance to work area	Work area contained to prevent spread of dust and debris	All objects in the work area removed or covered (interiors)	HVAC ducts in the work area closed and covered (interiors)	Windows in the work area closed (interiors)	Doors in the work area closed and sealed (interiors)	Doors that must be used in the work area covered to allow passage but prevent spread of dust	Floors in the work area covered with taped-down plastic (interiors)	Waste contained on-site and while being transported off-site	Work site properly cleaned after renovation	All chips and debris picked up, protective sheeting misted, folded dirty side inward, and taped for removal	Light lenses inspected (Y/N)	Surfaces above light fixtures inspected (Y/N)	Work area surfaces and objects cleaned using HEPA vacuum and/or wet cloths or mops (interior)	Certified renovator performed post-renovation cleaning verification	Describe the results of post-renovation cleaning verification, including the number of wet and dry cloths used	If dust clearance testing was performed instead, attach a copy of the report	I certify under penalty of law that the previous information is true and complete (name and title)	Date signed
273	8390	1	1	124		Principal's Office	W3	Peeling paint on pipe	Y	Y	Y	Y	Y	Y	Y	Y	Y	Y	Y	Y	Y	Y	2 RRP Wet Wipes	n/a		Wookun Jeon - Lead Inspector	6/12/19
274	8390	1	1	117		Psychologist's Office 119	W2	Peeling paint on radiator cover	Y	Y	Y	Y	Y	Y	Y	Y	Y	Y	Y	Y	Y	Y	13 RRP Wet Wipes	n/a		Wookun Jeon - Lead Inspector	6/12/19
275	8390	1	1	117		Psychologist's Office 119	W4	Peeling paint along bottom of the wall	Y	Y	Y	Y	Y	Y	Y	Y	Y	Y	Y	Y	Y	Y	13 RRP Wet Wipes	n/a		Wookun Jeon - Lead Inspector	6/12/19
276	8390	1	1	S14		Stairwell from Hallway along left side of Auditorium near Stage to the Outdoors	W1	Peeling paint on door	Y	Y	Y	Y	Y	Y	Y	Y	Y	Y	Y	Y	Y	Y	6 RRP Wet Wipes			David Gerstenfeld - Lead Stabilization Technician	8/21/19
277	8390	1	1	S14		Stairwell from Hallway along left side of Auditorium near Stage to the Outdoors	W2	Peeling paint	Y	Y	Y	Y	Y	Y	Y	Y	Y	Y	Y	Y	Y	Y	6 RRP Wet Wipes			David Gerstenfeld - Lead Stabilization Technician	8/21/19
278	8390	1	1	S14		Stairwell from Hallway along left side of Auditorium near Stage to the Outdoors	W4	Peeling paint	Y	Y	Y	Y	Y	Y	Y	Y	Y	Y	Y	Y	Y	Y	6 RRP Wet Wipes			David Gerstenfeld - Lead Stabilization Technician	8/21/19
279	8390	1	1	S11		Stairwell near Classroom 109	W2	Peeling paint on wall and column	Y	Y	Y	Y	Y	Y	Y	Y	Y	Y	Y	Y	Y	Y	15 RRP Wet Wipes			David Gerstenfeld - Lead Stabilization Technician	8/14/19
280	8390	1	1	S11		Stairwell near Classroom 109	W4	Peeling paint	Y	Y	Y	Y	Y	Y	Y	Y	Y	Y	Y	Y	Y	Y	15 RRP Wet Wipes			David Gerstenfeld - Lead Stabilization Technician	8/14/19
281	8390	1	1	S12		Stairwell near Classrooms 106 and 108	Ceiling	Peeling paint	Y	Y	Y	Y	Y	Y	Y	Y	Y	Y	Y	Y	Y	Y	15 RRP Wet Wipes			David Gerstenfeld - Lead Stabilization Technician	8/13/19
282	8390	1	1	S11		Stairwell near Classrooms 106 and 108	W1	Peeling paint on door	Y	Y	Y	Y	Y	Y	Y	Y	Y	Y	Y	Y	Y	Y	15 RRP Wet Wipes			David Gerstenfeld - Lead Stabilization Technician	8/13/19
283	8390	1	1	S12		Stairwell near Classrooms 106 and 108	W2	Flaking paint	Y	Y	Y	Y	Y	Y	Y	Y	Y	Y	Y	Y	Y	Y	15 RRP Wet Wipes			David Gerstenfeld - Lead Stabilization Technician	8/13/19
284	8390	1	1	S12		Stairwell near Classrooms 106 and 108	W4	Peeling paint on wall and column	Y	Y	Y	Y	Y	Y	Y	Y	Y	Y	Y	Y	Y	Y	15 RRP Wet Wipes			David Gerstenfeld - Lead Stabilization Technician	8/13/19
285	8390	1	1	S13		Stairwell near Classrooms 107 and 112	W1	Peeling paint at door	Y	Y	Y	Y	Y	Y	Y	Y	Y	Y	Y	Y	Y	Y	15 RRP Wet Wipes			David Gerstenfeld - Lead Stabilization Technician	8/14/19
286	8390	1	1	S13		Stairwell near Classrooms 107 and 112	W2	Flaking paint	Y	Y	Y	Y	Y	Y	Y	Y	Y	Y	Y	Y	Y	Y	15 RRP Wet Wipes			David Gerstenfeld - Lead Stabilization Technician	8/14/19
287	8390	1	1	S13		Stairwell near Classrooms 107 and 112	W3	Flaking paint	Y	Y	Y	Y	Y	Y	Y	Y	Y	Y	Y	Y	Y	Y	15 RRP Wet Wipes			David Gerstenfeld - Lead Stabilization Technician	8/14/19
288	8390	1	1	111		Storage and Mechanical Room in Hall for Auditorium	Floor	Needs repaint	Y	Y	Y	Y	Y	Y	Y	Y	Y	Y	Y	Y	Y	Y	2 RRP Wet Wipes			David Gerstenfeld - Lead Stabilization Technician	7/22/19
289	8390	1	1	100A		Storage Room adjacent to Main Entrance Lobby	Floor	Debris at pipe along left wall2	Y	Y	Y	Y	Y	Y	Y	Y	Y	Y	Y	Y	Y	Y	2 RRP Wet Wipes			David Gerstenfeld - Lead Stabilization Technician	7/22/19
290	8390	1	1	119		Women's Restroom near Classroom 106	Ceiling	Peeling paint at pipe penetration	Y	Y	Y	Y	Y	Y	Y	Y	Y	Y	Y	Y	Y	Y	2 RRP Wet Wipes			David Gerstenfeld - Lead Stabilization Technician	8/13/19
291	8390	1	0	018B		Boy's Restroom across from Kitchen	Ceiling	Peeling paint on ceiling and ductwork	Y	Y	Y	Y	Y	Y	Y	Y	Y	Y	Y	Y	Y	Y	6 RRP Wet Wipes			David Gerstenfeld - Lead Stabilization Technician	8/13/19
292	8390	1	0	018B		Boy's Restroom across from Kitchen	W1	Peeling paint at column	Y	Y	Y	Y	Y	Y	Y	Y	Y	Y	Y	Y	Y	Y	6 RRP Wet Wipes			David Gerstenfeld - Lead Stabilization Technician	8/13/19
293	8390	1	0	018B		Boy's Restroom across from Kitchen	W2	Peeling paint at toilets	Y	Y	Y	Y	Y	Y	Y	Y	Y	Y	Y	Y	Y	Y	6 RRP Wet Wipes			David Gerstenfeld - Lead Stabilization Technician	8/13/19
294	8390	1	0	018B		Boy's Restroom across from Kitchen	W3	Peeling paint at column	Y	Y	Y	Y	Y	Y	Y	Y	Y	Y	Y	Y	Y	Y	6 RRP Wet Wipes			David Gerstenfeld - Lead Stabilization Technician	8/13/19
295	8390	1	0	010B		Cafeteria	Ceiling	Peeling paint on ceiling and ductwork	Y	Y	Y	Y	Y	Y	Y	Y	Y	Y	Y	Y	Y	Y	35 RRP Wet Wipes			David Gerstenfeld - Lead Stabilization Technician	8/6/19
296	8390	1	0	010B		Cafeteria	W1	Peeling paint	Y	Y	Y	Y	Y	Y	Y	Y	Y	Y	Y	Y	Y	Y	35 RRP Wet Wipes			David Gerstenfeld - Lead Stabilization Technician	8/6/19
297	8390	1	0	010B		Cafeteria	W2	Peeling paint	Y	Y	Y	Y	Y	Y	Y	Y	Y	Y	Y	Y	Y	Y	35 RRP Wet Wipes			David Gerstenfeld - Lead Stabilization Technician	8/6/19
298	8390	1	0	010B		Cafeteria	W3	Peeling paint	Y	Y	Y	Y	Y	Y	Y	Y	Y	Y	Y	Y	Y	Y	35 RRP Wet Wipes			David Gerstenfeld - Lead Stabilization Technician	8/6/19
299	8390	1	0	010B		Cafeteria	W4	Peeling paint on wall and columns	Y	Y	Y	Y	Y	Y	Y	Y	Y	Y	Y	Y	Y	Y	35 RRP Wet Wipes			David Gerstenfeld - Lead Stabilization Technician	8/6/19
300	8390	1	0	B-1		Classroom B1	W1	Peeling paint at columns	Y	Y	Y	Y	Y	Y	Y	Y	Y	Y	Y	Y	Y	Y	23 RRP Wet Wipes			David Gerstenfeld - Lead Stabilization Technician	7/31/19
301	8390	1	0	B-1		Classroom B1	W4	Peeling paint at columns	Y	Y	Y	Y	Y	Y	Y	Y	Y	Y	Y	Y	Y	Y	23 RRP Wet Wipes			David Gerstenfeld - Lead Stabilization Technician	7/31/19
302	8390	1	0	B-1A		Classroom B1 Closet/Storage	Ceiling	Peeling paint	Y	Y	Y	Y	Y	Y	Y	Y	Y	Y	Y	Y	Y	Y	23 RRP Wet Wipes			David Gerstenfeld - Lead Stabilization Technician	7/31/19
303	8390	1	0	B-1B		Classroom B1 Classroom B1 Restroom	W2	Peeling paint at the top, and pipe	Y	Y	Y	Y	Y	Y	Y	Y	Y	Y	Y	Y	Y	Y	23 RRP Wet Wipes			David Gerstenfeld - Lead Stabilization Technician	7/31/19
304	8390	1	0	005B		Classroom B1 Restroom	W2	Peeling paint on the back side of the	Y	Y	Y	Y	Y	Y	Y	Y	Y	Y	Y	Y	Y	Y	23 RRP Wet Wipes			David Gerstenfeld - Lead Stabilization Technician	7/31/19
305	8390	1	0	005B		Classroom B1 Restroom	W3	Peeling paint behind pipe	Y	Y	Y	Y	Y	Y	Y	Y	Y	Y	Y	Y	Y	Y	23 RRP Wet Wipes			David Gerstenfeld - Lead Stabilization Technician	7/31/19
306	8390	1	0	005B		Classroom B1 Restroom	W4	peeling paint behind toilets	Y	Y	Y	Y	Y	Y	Y	Y	Y	Y	Y	Y	Y	Y	23 RRP Wet Wipes			David Gerstenfeld - Lead Stabilization Technician	7/31/19
307	8390	1	0	020B		Classroom B10 (Music Room)	W1	Peeling paint at column	Y	Y	Y	Y	Y	Y	Y	Y	Y	Y	Y	Y	Y	Y	20 RRP Wet Wipes			David Gerstenfeld - Lead Stabilization Technician	8/14/19
308	8390	1	0	020B		Classroom B10 (Music Room)	W2	Efflorescence	Y	Y	Y	Y	Y	Y	Y	Y	Y	Y	Y	Y	Y	Y	20 RRP Wet Wipes			David Gerstenfeld - Lead Stabilization Technician	8/14/19
309	8390	1	0	020B		Classroom B10 (Music Room)	W3	Peeling paint at column	Y	Y	Y	Y	Y	Y	Y	Y	Y	Y	Y	Y	Y	Y	20 RRP Wet Wipes			David Gerstenfeld - Lead Stabilization Technician	8/14/19
310	8390	1	0	B-2		Classroom B2	W1	Peeling paint at column & pipe	Y	Y	Y	Y	Y	Y	Y	Y	Y	Y	Y	Y	Y	Y	18 RRP Wet Wipes			David Gerstenfeld - Lead Stabilization Technician	8/7/19
311	8390	1	0	B-2		Classroom B2	W3	Peeling paint at column	Y	Y	Y	Y	Y	Y	Y	Y	Y	Y	Y	Y	Y	Y	18 RRP Wet Wipes			David Gerstenfeld - Lead Stabilization Technician	8/7/19
312	8390	1	0	B2B		Classroom B2 Closet/Storage	Ceiling	No Access	Y	Y	Y	Y	Y	Y	Y	Y	Y	Y	Y	Y	Y	Y	18 RRP Wet Wipes			David Gerstenfeld - Lead Stabilization Technician	8/7/19
313	8390	1	0	B2B		Classroom B2 Closet/Storage	Floor	No Access	Y	Y	Y	Y	Y	Y	Y	Y	Y	Y	Y	Y	Y	Y	18 RRP Wet Wipes			David Gerstenfeld - Lead Stabilization Technician	8/7/19
314	8390	1	0	B2B		Classroom B2 Closet/Storage	W1	No Access	Y	Y	Y	Y	Y	Y	Y	Y	Y	Y	Y	Y	Y	Y	18 RRP Wet Wipes			David Gerstenfeld - Lead Stabilization Technician	8/7/19
315	8390	1	0	B2B		Classroom B2 Closet/Storage	W2	No Access	Y	Y	Y	Y	Y	Y	Y	Y	Y	Y	Y	Y	Y	Y	18 RRP Wet Wipes			David Gerstenfeld - Lead Stabilization Technician	8/7/19
316	8390	1	0	B2B		Classroom B2 Closet/Storage	W3	No Access	Y	Y	Y	Y	Y	Y	Y	Y	Y	Y	Y	Y	Y	Y	18 RRP Wet Wipes			David Gerstenfeld - Lead Stabilization Technician	8/7/19
317	8390	1	0	B2B		Classroom B2 Closet/Storage	W4	No Access	Y	Y	Y	Y	Y	Y	Y	Y	Y	Y	Y	Y	Y	Y	18 RRP Wet Wipes			David Gerstenfeld - Lead Stabilization Technician	8/7/19
318	8390	1	0	B-4		Classroom B4	Ceiling	Flaking paint - spreadout	Y	Y	Y	Y	Y	Y	Y	Y	Y	Y	Y	Y	Y	Y	16 RRP Wet Wipes			David Gerstenfeld - Lead Stabilization Technician	7/27/19
319	8390	1	0	B-4		Classroom B4	W1	Peeling paint at column and pipe	Y	Y	Y	Y	Y	Y	Y	Y	Y	Y	Y	Y	Y	Y	16 RRP Wet Wipes			David Gerstenfeld - Lead Stabilization Technician	7/27/19
320	8390	1	0	B-4		Classroom B4	W3	Peeling paint at column	Y	Y	Y	Y	Y	Y	Y	Y	Y	Y	Y	Y	Y	Y	16 RRP Wet Wipes			David Gerstenfeld - Lead Stabilization Technician	7/27/19
321	8390	1	0	B-6		Classroom B6	W1	Peeling paint at door	Y	Y	Y	Y	Y	Y	Y	Y	Y	Y	Y	Y	Y	Y	23 RRP Wet Wipes			David Gerstenfeld - Lead Stabilization Technician	7/31/19
322	8390	1	0	B-6		Classroom B6	W3	Peeling paint at column	Y	Y	Y	Y	Y	Y	Y	Y	Y	Y	Y	Y	Y	Y	23 RRP Wet Wipes			David Gerstenfeld - Lead Stabilization Technician	7/31/19
323	8390	1	0	002C		Classrooms B2 and B4 Restroom	W4	Peeling paint on pipe	Y	Y	Y	Y	Y	Y	Y	Y	Y	Y	Y	Y	Y	Y	3 RRP Wet Wipes			David Gerstenfeld - Lead Stabilization Technician	7/27/2019
324	8390	1	0	002C		Classrooms B2 and B4 Restroom	W2	Peeling paint behind toilets	Y	Y	Y	Y	Y	Y	Y	Y	Y	Y	Y	Y	Y	Y	3 RRP Wet Wipes			David Gerstenfeld - Lead Stabilization Technician	7/27/2019
325	8390	1	0	022B		Girl's Restroom across from Classroom B10	Floor	Peeling paint at toilets	Y	Y	Y	Y	Y	Y	Y	Y	Y	Y	Y	Y	Y	Y	6 RRP Wet Wipes			David Gerstenfeld - Lead Stabilization Technician	8/14/19
326	8390	1	0	022B		Girl's Restroom across from Classroom B10	W2	Peeling paint behind toilets	Y	Y	Y	Y	Y	Y	Y	Y	Y	Y	Y	Y	Y	Y	6 RRP Wet Wipes			David Gerstenfeld - Lead Stabilization Technician	8/14/19
327	8390	1	0	022B		Girl's Restroom across from Classroom B10	W3	Peeling paint at column	Y	Y	Y	Y	Y	Y	Y	Y	Y	Y	Y	Y	Y	Y	6 RRP Wet Wipes			David Gerstenfeld - Lead Stabilization Technician	8/14/19
328	8390	1	0	022B		Girl's Restroom across from Classroom B10	W4	Peeling paint behind toilets	Y	Y	Y	Y	Y	Y	Y	Y	Y	Y	Y	Y	Y	Y	6 RRP Wet Wipes			David Gerstenfeld - Lead Stabilization Technician	8/14/19
329	8390	1	0	023B		Gym	Ceiling	Peeling paint along perimeter and backwork	Y	Y	Y	Y	Y	Y	Y	Y	Y	Y	Y	Y	Y	Y	80 RRP Wet Wipes			David Gerstenfeld - Lead Stabilization Technician	8/14/19
330	8390	1	0	023B		Gym	W2	Peeling paint at columns	Y	Y	Y	Y	Y	Y	Y	Y	Y	Y	Y	Y	Y	Y	80 RRP Wet Wipes			David Gerstenfeld - Lead Stabilization Technician	8/14/19
331	8390																										

Aloysius Fitzpatrick ES
EPA Checklist

[illegible]

Appendix D. Oversight Table

Fitzpatrick ES
Oversight

Task ID	ULCS#	E l e m e n t	F l o o r	Space # (on Floor Plan)	Space Type	On Site Room Name	Component	Description of Paint and Plaster Damage (i.e. cracking, chipping, gouges, holes, flaking, spalling, efflorescence.	Date Mold DDC Issued	Date Asbestos DDC Issued	Miscellaneous Items (e.g. missing/staine d ceiling tiles, steam leaks, missing lens covers, buckled floors etc.)	Date Notified Tom Sharer (FAC)	Pre-Cleaning Completed (date)	Contents Moved (date)	Work Area Prepped (date)	Surfaces Stabilized (date)	Contents Back in Place (date)	Final Inspection Approval and Photos (date)	Square Footage of Work Area	Number of Required RRP Wipes	Number of Colorimetric Wipes Used to Pass	Final Colorimetric Wipe Submitted for AAS Analysis (yes/no)	AAS Analysis Results	Other Notes or Comments
1	8390	1	3	301A		Book Closet across from	Ceiling	Peeling paint and crack in					PRIOR	PRIOR	7/23/19	7/27/19	7/27/19	7/25/19	100	3	N/A	N/A	N/A	
2	8390	1	3	301B		Boy's Restroom	Ceiling	Severe peeling paint					PRIOR	PRIOR	6/24/19	6/28/2019	6/28/2019	6/26/2019	250	6	n/a	n/a	n/a	
3	8390	1	3	300		Classroom 300	Ceiling	Peeling paint above ceiling					PRIOR	PRIOR	6/12/19	6/14/19	6/17/19	6/17/19	700	16	n/a	n/a	n/a	
4	8390	1	3	300		Classroom 300	W1	Flaking paint					PRIOR	PRIOR	6/12/19	6/14/19	6/17/19	6/17/19	700	16	n/a	n/a	n/a	
5	8390	1	3	300		Classroom 300	W3	Peeling paint at columns					PRIOR	PRIOR	6/12/19	6/14/19	6/17/19	6/17/19	700	16	n/a	n/a	n/a	
6	8390	1	3	301		Classroom 301	Ceiling	Coat closet					PRIOR	PRIOR	6/21/19	6/24/2019	6/25/2019	6/25/2019	700	16	n/a	n/a	n/a	
7	8390	1	3	301		Classroom 301	W1	Flaking paint					PRIOR	PRIOR	6/21/19	6/24/2019	6/25/2019	6/25/2019	700	16	n/a	n/a	n/a	
8	8390	1	3	301		Classroom 301	W2	Peeling paint					PRIOR	PRIOR	6/21/19	6/24/2019	6/25/2019	6/25/2019	700	16	n/a	n/a	n/a	
9	8390	1	3	301		Classroom 301	W3	Peeling paint along bottom					PRIOR	PRIOR	6/21/2019	6/24/2019	6/25/2019	6/25/2019	700	16	n/a	n/a	n/a	
10	8390	1	3	302		Classroom 302	Ceiling	Coat closet					PRIOR	PRIOR	6/13/19	6/14/19	6/17/19	6/17/19	700	16	n/a	n/a	n/a	
11	8390	1	3	302		Classroom 302	W1	Peeling paint on wall and					PRIOR	PRIOR	6/13/19	6/14/19	6/17/19	6/17/19	700	16	n/a	n/a	n/a	
12	8390	1	3	302		Classroom 302	W3	Peeling paint at columns					PRIOR	PRIOR	6/13/19	6/14/19	6/17/19	6/17/19	700	16	n/a	n/a	n/a	
13	8390	1	3	303		Classroom 303	Ceiling	Flaking paint along					PRIOR	PRIOR	6/25/19	6/26/2019	6/27/2019	6/26/2019	700	16	n/a	n/a	n/a	
14	8390	1	3	303		Classroom 303	W1	Peeling paint at column					PRIOR	PRIOR	6/25/19	6/26/2019	6/27/2019	6/26/2019	700	16	n/a	n/a	n/a	
15	8390	1	3	303		Classroom 303	W3	Peeling paint at columns					PRIOR	PRIOR	6/25/19	6/26/2019	6/27/2019	6/26/2019	700	16	n/a	n/a	n/a	
16	8390	1	3	304		Classroom 304	Ceiling	Severe peeling paint					PRIOR	PRIOR	6/25/19	6/27/2019	6/28/2019	6/27/2019	700	16	n/a	n/a	n/a	
17	8390	1	3	304		Classroom 304	W1	peeling paint at column					PRIOR	PRIOR	6/25/19	6/27/2019	6/28/2019	6/27/2019	700	16	n/a	n/a	n/a	
18	8390	1	3	304		Classroom 304	W3	Peeling paint at columns					PRIOR	PRIOR	6/25/19	6/27/2019	6/28/2019	6/27/2019	700	16	n/a	n/a	n/a	
19	8390	1	3	305		Classroom 305	Ceiling	Peeling paint at some					PRIOR	PRIOR	6/25/2019	6/26/2019	6/27/2019	6/26/2019	700	16	n/a	n/a	n/a	
20	8390	1	3	305		Classroom 305	W1	Peeling paint at column					PRIOR	PRIOR	6/25/2019	6/26/2019	6/27/2019	6/26/2019	700	16	n/a	n/a	n/a	
21	8390	1	3	305		Classroom 305	W3	Peeling paint at columns					PRIOR	PRIOR	6/25/2019	6/26/2019	6/27/2019	6/26/2019	700	16	n/a	n/a	n/a	
22	8390	1	3	307		Classroom 307 (Special	W1	Peeling paint					PRIOR	PRIOR	6/17/19	6/21/19	6/24/19	6/21/19	700	16	n/a	n/a	n/a	
23	8390	1	3	307		Classroom 307 (Special	W3	Peeling paint at column					PRIOR	PRIOR	6/17/19	6/21/19	6/24/19	6/21/19	700	16	n/a	n/a	n/a	
24	8390	1	3	310		Classroom 310	Ceiling	Flaking paint - spreadout					PRIOR	PRIOR	6/13/19	6/18/19	6/19/2019	6/19/19	700	16	n/a	n/a	n/a	
25	8390	1	3	310		Classroom 310	W1	Peeling paint on wall and					PRIOR	PRIOR	6/13/19	6/18/19	6/19/2019	6/19/19	700	16	n/a	n/a	n/a	
26	8390	1	3	310		Classroom 310	W3	Peeling paint at columns					PRIOR	PRIOR	6/13/19	6/18/19	6/19/2019	6/19/19	700	16	n/a	n/a	n/a	
27	8390	1	3	310A		Classroom 310 Storage	Ceiling	No Access					PRIOR	PRIOR	6/13/19	6/18/19	6/19/2019	6/18/19	700	16	n/a	n/a	n/a	
28	8390	1	3	310A		Classroom 310 Storage	Floor	No Access					PRIOR	PRIOR	6/13/19	6/18/19	6/19/2019	6/18/19	700	16	n/a	n/a	n/a	
29	8390	1	3	310A		Classroom 310 Storage	W1	No Access					PRIOR	PRIOR	6/13/19	6/18/19	6/19/2019	6/18/19	700	16	n/a	n/a	n/a	
30	8390	1	3	310A		Classroom 310 Storage	W2	No Access					PRIOR	PRIOR	6/13/19	6/18/19	6/19/2019	6/18/19	700	16	n/a	n/a	n/a	
31	8390	1	3	310A		Classroom 310 Storage	W3	No Access					PRIOR	PRIOR	6/13/19	6/18/19	6/19/2019	6/18/19	700	16	n/a	n/a	n/a	
32	8390	1	3	310A		Classroom 310 Storage	W4	No Access					PRIOR	PRIOR	6/13/19	6/18/19	6/19/2019	6/18/19	700	16	n/a	n/a	n/a	
33	8390	1	3	312		Classroom 312	Ceiling	Peeling paint					PRIOR	PRIOR	6/17/19	6/21/19	6/24/19	6/21/19	700	16	n/a	n/a	n/a	
34	8390	1	3	312		Classroom 312	W1	Peeling paint at column					PRIOR	PRIOR	6/17/19	6/21/19	6/24/19	6/21/19	700	16	n/a	n/a	n/a	
35	8390	1	3	312		Classroom 312	W3	Peeling paint at columns					PRIOR	PRIOR	6/17/19	6/21/19	6/24/19	6/21/19	700	16	n/a	n/a	n/a	
36	8390	1	3	314		Classroom 314	Ceiling	Peeling paint along					PRIOR	PRIOR	6/17/19	6/21/19	6/24/19	6/21/19	700	16	n/a	n/a	n/a	
37	8390	1	3	314		Classroom 314	W1	Peeling paint on wall and					PRIOR	PRIOR	6/17/19	6/21/19	6/24/19	6/21/19	700	16	n/a	n/a	n/a	

Fitzpatrick ES
Oversight

Task ID	ULCS#	E l e m e n t	F l o o r	Space # (on Floor Plan)	Space Type	On Site Room Name	Component	Description of Paint and Plaster Damage (i.e. cracking, chipping, gouges, holes, flaking, spalling, efflorescence.	Date Mold DDC Issued	Date Asbestos DDC Issued	Miscellaneous Items (e.g. missing/staine d ceiling tiles, steam leaks, missing lens covers, buckled floors etc.)	Date Notified Tom Sharer (FAC)	Pre-Cleaning Completed (date)	Contents Moved (date)	Work Area Prepped (date)	Surfaces Stabilized (date)	Contents Back in Place (date)	Final Inspection Approval and Photos (date)	Square Footage of Work Area	Number of Required RRP Wipes	Number of Colorimetric Wipes Used to Pass	Final Colorimetric Wipe Submitted for AAS Analysis (yes/no)	AAS Analysis Results	Other Notes or Comments
38	8390	1	3	314		Classroom 314	W3	Peeling paint at columns					PRIOR	PRIOR	6/17/19	6/21/19	6/24/19	6/21/19	700	16	n/a	n/a	n/a	
39	8390	1	3	316		Classroom 316	Ceiling	Peeling paint at some					PRIOR	PRIOR	6/17/19	6/21/19	6/24/19	6/21/19	700	16	n/a	n/a	n/a	
40	8390	1	3	316		Classroom 316	W1	Peeling paint at columns					PRIOR	PRIOR	6/17/19	6/21/19	6/24/19	6/21/19	700	16	n/a	n/a	n/a	
41	8390	1	3	316		Classroom 316	W3	Peeling paint at columns					PRIOR	PRIOR	6/17/19	6/21/19	6/24/19	6/21/19	700	16	n/a	n/a	n/a	
42	8390	1	3	318		Classroom 318	Ceiling	Peeling paint along					PRIOR	PRIOR	6/17/19	6/21/19	6/24/19	6/21/19	700	16	n/a	n/a	n/a	
43	8390	1	3	318		Classroom 318	W1	Peeling paint on wall and					PRIOR	PRIOR	6/17/19	6/21/19	6/24/19	6/21/19	700	16	n/a	n/a	n/a	
44	8390	1	3	318		Classroom 318	W3	Peeling paint at columns					PRIOR	PRIOR	6/17/19	6/21/19	6/24/19	6/21/19	700	16	n/a	n/a	n/a	
45	8390	1	3	306		Computer Lab 306/308	Ceiling	Peeling paint on 306 side					PRIOR	PRIOR	6/26	6/27/2019	6/28/19	6/27/19	1400	35	4	y	<10.0	
46	8390	1	3	306		Computer Lab 306/308	W1	Peeling paint at column by					PRIOR	PRIOR	6/26	6/27/2019	6/28/19	6/27/19	1400	35	4	y	<10.0	
47	8390	1	3	306		Computer Lab 306/308	W3	Peeling paint at columns					PRIOR	PRIOR	6/26	6/27/2019	6/28/19	6/27/19	1400	35	4	y	<10.0	
48	8390	1	3	303A		Girl's Restroom	Ceiling	Peeling paint					PRIOR	PRIOR	6/24/19	6/25/19	6/26/19	6/25/19	700	16	n/a	n/a	n/a	
49	8390	1	3	303A		Girl's Restroom	W1	Flaking paint					PRIOR	PRIOR	6/24/19	6/25/19	6/26/19	6/25/19	250	6	n/a	n/a	n/a	
50	8390	1	3	303A		Girl's Restroom	W2	Flaking paint					PRIOR	PRIOR	6/24/19	6/25/19	6/26/19	6/25/19	250	6	n/a	n/a	n/a	
51	8390	1	3	303A		Girl's Restroom	W3	Peeling paint at column					PRIOR	PRIOR	6/24/19	6/25/19	6/26/19	6/25/19	250	6	n/a	n/a	n/a	
52	8390	1	3	H31A		Hallway from Classroom 300 to Home and School	Ceiling	Peeling paint - spreadout					PRIOR	PRIOR	8/5/19	8/12/19	8/12/19	8/9/19	400	10	n/a	n/a	n/a	
53	8390	1	3	H31C		Hallway from Classrooms	Ceiling	Severe peeling paint					PRIOR	PRIOR	8/5/19	8/12/19	8/12/19	8/9/19	400	10	n/a	n/a	n/a	
54	8390	1	3	H31B		Hallway outside	Ceiling	Severe peeling paint -					PRIOR	PRIOR	8/5/19	8/12/19	8/12/19	8/9/19	600	15	n/a	n/a	n/a	
55	8390	1	3	H31B		Hallway outside	W1	Peeling paint					PRIOR	PRIOR	8/5/19	8/12/19	8/12/19	8/9/19	600	15	n/a	n/a	n/a	
56	8390	1	3	H31B		Hallway outside Computer	W3	Peeling paint					PRIOR	PRIOR	8/5/19	8/12/19	8/12/19	8/9/19	600	15	n/a	n/a	n/a	Took extra time to spackle most
57	8390	1	3	304A		Home and School Room	Ceiling	No Access					N/A	N/A	N/A	N/A	N/A	N/A	N/A	N/A	N/A	N/A	N/A	No painting needed
58	8390	1	3	304A		Home and School Room	Floor	No Access					N/A	N/A	N/A	N/A	N/A	N/A	N/A	N/A	N/A	N/A	N/A	No painting needed
59	8390	1	3	304A		Home and School Room	W1	No Access					N/A	N/A	N/A	N/A	N/A	N/A	N/A	N/A	N/A	N/A	N/A	No painting needed
60	8390	1	3	304A		Home and School Room	W2	No Access					N/A	N/A	N/A	N/A	N/A	N/A	N/A	N/A	N/A	N/A	N/A	No painting needed
61	8390	1	3	304A		Home and School Room	W3	No Access					N/A	N/A	N/A	N/A	N/A	N/A	N/A	N/A	N/A	N/A	N/A	No painting needed
62	8390	1	3	304A		Home and School Room	W4	No Access					N/A	N/A	N/A	N/A	N/A	N/A	N/A	N/A	N/A	N/A	N/A	No painting needed
63	8390	1	3	303D		Men's Restroom across from	Ceiling	Flaking paint					PRIOR	PRIOR	6/24/19	6/25/19	6/26/19	6/25/19	100	3	n/a	n/a	n/a	
64	8390	1	3	303D		Men's Restroom across from	W2	Flaking paint					PRIOR	PRIOR	6/24/19	6/25/19	6/26/19	6/25/19	100	3	n/a	n/a	n/a	
65	8390	1	3	303D		Men's Restroom across from	W3	Flaking paint					PRIOR	PRIOR	6/24/19	6/25/19	6/26/19	6/25/19	100	3	n/a	n/a	n/a	
66	8390	1	3	S32		Stairwell across from	W2	Flaking paint					PRIOR	PRIOR	8/11/19	8/15/19	8/15/19	8/13/19	600	15	N/A	N/A	N/A	
67	8390	1	3	S32		Stairwell across from	W3	Flaking paint below radiator					PRIOR	PRIOR	8/11/19	8/15/19	8/15/19	8/13/19	600	15	N/A	N/A	N/A	
68	8390	1	3	S32		Stairwell across from	W4	Peeling paint on wall and					PRIOR	PRIOR	8/11/19	8/15/19	8/15/19	8/13/19	600	15	N/A	N/A	N/A	
69	8390	1	3	S31		Stairwell near Classroom	W2	Peeling paint at column					PRIOR	PRIOR	8/12/19	8/16/19	8/16/19	8/14/19	600	15	N/A	N/A	N/A	
70	8390	1	3	S31		Stairwell near Classroom	W4	Peeling paint on horizontal					PRIOR	PRIOR	8/12/19	8/16/19	8/16/19	8/14/19	600	15	N/A	N/A	N/A	

Fitzpatrick ES
Oversight

Task ID	ULCS#	E l e m e n t	F l o o r	Space # (on Floor Plan)	Space Type	On Site Room Name	Component	Description of Paint and Plaster Damage (i.e. cracking, chipping, gouges, holes, flaking, spalling, efflorescence.	Date Mold DDC Issued	Date Asbestos DDC Issued	Miscellaneous Items (e.g. missing/staine d ceiling tiles, steam leaks, missing lens covers, buckled floors etc.)	Date Notified Tom Sharer (FAC)	Pre-Cleaning Completed (date)	Contents Moved (date)	Work Area Prepped (date)	Surfaces Stabilized (date)	Contents Back in Place (date)	Final Inspection Approval and Photos (date)	Square Footage of Work Area	Number of Required RRP Wipes	Number of Colorimetric Wipes Used to Pass	Final Colorimetric Wipe Submitted for AAS Analysis (yes/no)	AAS Analysis Results	Other Notes or Comments
71	8390	1	3	S33		Stairwell near Classrooms 307 and 318	Floor	Peeling paint on baseboard and stair					PRIOR	PRIOR	8/12/19	8/16/19	8/16/19	8/14/19	600	15	N/A	N/A	N/A	
72	8390	1	3	301C		Storage Room across	Ceiling	Efflorescence , and debris					PRIOR	PRIOR	7/23/19	7/27/19	7/27/19	7/25/19	300	8	N/A	N/A	N/A	
73	8390	1	3	301D		Storage Room across from	Ceiling	No Access					PRIOR	PRIOR	7/23/19	7/27/19	7/27/19	7/25/19	300	8	N/A	N/A	N/A	
74	8390	1	3	301D		Storage Room across from	Floor	No Access					PRIOR	PRIOR	7/23/19	7/27/19	7/27/19	7/25/19	300	8	N/A	N/A	N/A	
75	8390	1	3	301D		Storage Room across from	W1	No Access					PRIOR	PRIOR	7/23/19	7/27/19	7/27/19	7/25/19	300	8	N/A	N/A	N/A	
76	8390	1	3	301D		Storage Room across from	W2	No Access					PRIOR	PRIOR	7/23/19	7/27/19	7/27/19	7/25/19	300	8	N/A	N/A	N/A	
77	8390	1	3	301D		Storage Room across from	W3	No Access					PRIOR	PRIOR	7/23/19	7/27/19	7/27/19	7/25/19	300	8	N/A	N/A	N/A	
78	8390	1	3	301D		Storage Room across from	W4	No Access					PRIOR	PRIOR	7/23/19	7/27/19	7/27/19	7/25/19	300	8	N/A	N/A	N/A	
79	8390	1	3	303CB		Teacher's Lounge Crawl Space on	Ceiling	No Access					N/A	N/A	N/A	N/A	N/A	N/A	N/A	N/A	N/A	N/A	N/A	Still No Access
80	8390	1	3	303CB		Teacher's Lounge Crawl Space on	Floor	No Access					N/A	N/A	N/A	N/A	N/A	N/A	N/A	N/A	N/A	N/A	N/A	Still No Access
81	8390	1	3	303CB		Teacher's Lounge Crawl Space on	W1	No Access					N/A	N/A	N/A	N/A	N/A	N/A	N/A	N/A	N/A	N/A	N/A	Still No Access
82	8390	1	3	303CB		Teacher's Lounge Crawl Space on	W2	No Access					N/A	N/A	N/A	N/A	N/A	N/A	N/A	N/A	N/A	N/A	N/A	Still No Access
83	8390	1	3	303CB		Teacher's Lounge Crawl Space on	W3	No Access					N/A	N/A	N/A	N/A	N/A	N/A	N/A	N/A	N/A	N/A	N/A	Still No Access
84	8390	1	3	303CB		Teacher's Lounge Crawl Space on	W4	No Access					N/A	N/A	N/A	N/A	N/A	N/A	N/A	N/A	N/A	N/A	N/A	Still No Access
85	8390	1	2	201B		Boy's Restroom	Ceiling	Peeling paint at some					PRIOR	PRIOR	7/8/19	7/15/19	7/15/19	7/12/19	250	6	N/A	N/A	N/A	
86	8390	1	2	200		Classroom 200	Ceiling	Peeling paint at perimeter					PRIOR	PRIOR	6/25/19	6/27/19	6/30/19	6/27/19	700	16	n/a	n/a	n/a	
87	8390	1	2	200		Classroom 200	W1	Peeling paint at column					PRIOR	PRIOR	6/25/19	6/27/19	6/30/19	6/27/19	700	16	n/a	n/a	n/a	
88	8390	1	2	200		Classroom 200	W3	Peeling paint at column					PRIOR	PRIOR	6/25/19	6/27/19	6/30/19	6/27/19	700	16	n/a	n/a	n/a	
89	8390	1	2	201		Classroom 201	W1	Peeling paint at columns					PRIOR	PRIOR	7/12/19	7/19/19	7/19/19	7/17/19	700	16	N/A	N/A	N/A	
90	8390	1	2	201		Classroom 201	W3	Peeling paint at column					PRIOR	PRIOR	7/12/19	7/19/19	7/19/19	7/17/19	700	16	N/A	N/A	N/A	
91	8390	1	2	202		Classroom 202	W1	Peeling paint at column					PRIOR	PRIOR	7/9/19	7/15/19	7/15/19	7/12/19	700	16	N/A	N/A	N/A	
92	8390	1	2	202		Classroom 202	W3	Peeling paint at column					PRIOR	PRIOR	7/9/19	7/15/19	7/15/19	7/12/19	700	16	N/A	N/A	N/A	
93	8390	1	2	203		Classroom 203	W1	Peeling paint at column,					PRIOR	PRIOR	7/9/19	7/15/19	7/15/19	7/12/19	700	16	N/A	N/A	N/A	
94	8390	1	2	203		Classroom 203	W3	Peeling paint at columns					PRIOR	PRIOR	7/9/19	7/15/19	7/15/19	7/12/19	700	16	N/A	N/A	N/A	
95	8390	1	2	204		Classroom 204	W3	Peeling paint at middle					PRIOR	PRIOR	6/25/19	6/27/19	6/30/19	6/27/19	700	16	n/a	n/a	n/a	
96	8390	1	2	205		Classroom 205	W3	Peeling paint at middle					PRIOR	PRIOR	7/10/19	7/17/19	7/17/19	7/15/19	700	16	N/A	N/A	N/A	
97	8390	1	2	207		Classroom 207	W3	Peeling paint at columns					PRIOR	PRIOR	7/12/19	7/19/19	7/19/19	7/17/19	700	16	N/A	N/A	N/A	
98	8390	1	2	210		Classroom 210	Ceiling	Peeling paint along beam					PRIOR	PRIOR	6/25/19	6/27/19	6/30/19	6/27/19	700	16	n/a	n/a	n/a	
99	8390	1	2	210		Classroom 210	W1	Peeling paint at column,					PRIOR	PRIOR	6/25/19	6/27/19	6/30/19	6/27/19	700	16	n/a	n/a	n/a	
100	8390	1	2	210		Classroom 210	W3	Peeling paint at column					PRIOR	PRIOR	6/25/19	6/27/19	6/30/19	6/27/19	700	16	n/a	n/a	n/a	

Fitzpatrick ES
Oversight

Task ID	ULCS#	E l e m e n t	F l o o r	Space # (on Floor Plan)	Space Type	On Site Room Name	Component	Description of Paint and Plaster Damage (i.e. cracking, chipping, gouges, holes, flaking, spalling, efflorescence.	Date Mold DDC Issued	Date Asbestos DDC Issued	Miscellaneous Items (e.g. missing/staine d ceiling tiles, steam leaks, missing lens covers, buckled floors etc.)	Date Notified Tom Sharer (FAC)	Pre-Cleaning Completed (date)	Contents Moved (date)	Work Area Prepped (date)	Surfaces Stabilized (date)	Contents Back in Place (date)	Final Inspection Approval and Photos (date)	Square Footage of Work Area	Number of Required RRP Wipes	Number of Colorimetric Wipes Used to Pass	Final Colorimetric Wipe Submitted for AAS Analysis (yes/no)	AAS Analysis Results	Other Notes or Comments
101	8390	1	2	212		Classroom 212	W1	Peeling paint at column					PRIOR	PRIOR	6/25/19	6/27/19	6/30/19	6/27/19	700	16	n/a	n/a	n/a	
102	8390	1	2	212		Classroom 212	W3	Peeling paint at columns					PRIOR	PRIOR	6/25/19	6/27/19	6/30/19	6/27/19	700	16	n/a	n/a	n/a	
103	8390	1	2	214		Classroom 214	W1	Peeling paint at columns					PRIOR	PRIOR	6/25/19	6/27/19	6/30/19	6/27/19	700	16	n/a	n/a	n/a	
104	8390	1	2	214		Classroom 214	W3	Peeling paint at columns					PRIOR	PRIOR	6/25/19	6/27/19	6/30/19	6/27/19	700	16	n/a	n/a	n/a	
105	8390	1	2	216		Classroom 216	W1	Peeling paint at column					PRIOR	PRIOR	6/25/19	6/27/19	6/30/19	6/27/19	700	16	n/a	n/a	n/a	
106	8390	1	2	216		Classroom 216	W3	Peeling paint at columns					PRIOR	PRIOR	6/25/19	6/27/19	6/30/19	6/27/19	700	16	n/a	n/a	n/a	
107	8390	1	2	218		Classroom 218	W1	Peeling paint on fiberglass					PRIOR	PRIOR	6/25/19	6/27/19	6/30/19	6/27/19	700	16	n/a	n/a	n/a	
108	8390	1	2	218		Classroom 218	W3	Peeling paint at middle					PRIOR	PRIOR	6/25/19	6/27/19	6/30/19	6/27/19	700	16	n/a	n/a	n/a	
109	8390	1	2	203A		Girl's Restroom	Ceiling	Peeling paint near the					PRIOR	PRIOR	7/8/19	7/15/19	7/15/19	7/12/19	250	6	N/A	N/A	N/A	
110	8390	1	2	203A		Girl's Restroom	W3	Severe peeling paint					PRIOR	PRIOR	7/8/19	7/15/19	7/15/19	7/12/19	250	6	N/A	N/A	N/A	
111	8390	1	2	H21B		Hallway outside IMC	Ceiling	Flaking paint at light fixture					PRIOR	PRIOR	8/5/19	8/10/19	8/10/19	8/8/19	400	10	N/A	N/A	N/A	
112	8390	1	2	208		Library	W1	Peeling paint at columns					PRIOR	PRIOR	7/25/19	7/29/19	7/29/19	7/27/19	1400	35	4	Y	<10.0	
113	8390	1	2	208		Library	W3	Peeling paint at columns					PRIOR	PRIOR	7/25/19	7/29/19	7/29/19	7/27/19	1400	35	4	Y	<10.0	
114	8390	1	2	208A		Library Storage	Ceiling	Peeling paint					PRIOR	PRIOR	7/25/19	7/29/19	7/29/19	7/27/19	1400	35	4	Y	<10.0	
115	8390	1	2	203D		Men's Restroom across from	W4	Peeling paint on pipe					PRIOR	PRIOR	7/8/19	7/15/19	7/15/19	7/12/19	700	16	N/A	N/A	N/A	
116	8390	1	2	201D		Room 204-A Speech	W4	Peeling paint on pipe					PRIOR	PRIOR	7/25/19	7/29/19	7/29/19	7/27/19	250	6	N/A	N/A	N/A	
117	8390	1	2	S21		Stairwell near Classroom	W1	Flaking paint					PRIOR	PRIOR	8/12/19	8/16/19	8/16/19	8/14/19	600	15	N/A	N/A	N/A	
118	8390	1	2	S21		Stairwell near Classroom	W2	Flaking paint					PRIOR	PRIOR	8/12/19	8/16/19	8/16/19	8/14/19	600	15	N/A	N/A	N/A	
119	8390	1	2	S21		Stairwell near Classroom	W3	Flaking paint					PRIOR	PRIOR	8/12/19	8/16/19	8/16/19	8/14/19	600	15	N/A	N/A	N/A	
120	8390	1	2	S21		Stairwell near Classroom	W4	Flaking paint					PRIOR	PRIOR	8/12/19	8/16/19	8/16/19	8/14/19	600	15	N/A	N/A	N/A	
121	8390	1	2	S23		Stairwell near Classrooms 207 and 218	W3	Peeling paint					PRIOR	PRIOR	8/12/19	8/16/19	8/16/19	8/14/19	600	15	N/A	N/A	N/A	
122	8390	1	2	S23		Stairwell near Classrooms 207 and 218	W4	Peeling paint at column					PRIOR	PRIOR	8/12/19	8/16/19	8/16/19	8/14/19	600	15	N/A	N/A	N/A	
123	8390	1	2	S22		Stairwell near Classrooms 212 and 214	W1	Peeling paint at door					PRIOR	PRIOR	8/11/19	8/15/19	8/15/19	8/13/19	600	15	N/A	N/A	N/A	
124	8390	1	2	S22		Stairwell near Classrooms 212 and 214	W3	Peeling paint on wall, radiator and					PRIOR	PRIOR	8/11/19	8/15/19	8/15/19	8/13/19	600	15	N/A	N/A	N/A	
125	8390	1	2	S22		Stairwell near Classrooms 212 and 214	W4	Peeling paint on wall and column					PRIOR	PRIOR	8/11/19	8/15/19	8/15/19	8/13/19	600	15	N/A	N/A	N/A	
126	8390	1	2	201C		Storage Room across	Floor	Debris under window					PRIOR	PRIOR	7/24/19	7/26/19	7/26/19	7/25/19	100	2	N/A	N/A	N/A	
127	8390	1	2	203B		Women's Restroom across from	W1	Flaking paint above door					PRIOR	PRIOR	7/8/19	7/15/19	7/15/19	7/12/19	100	2	N/A	N/A	N/A	
128	8390	2	1	HA2		Annex Hallway from	W2	Peeling paint on column at					PRIOR	PRIOR	8/22/19	8/27/19	8/27/19	8/26/19	1000	25	N/A	N/A	N/A	
129	8390	2	1	HA2		Annex Hallway from	W4	Peeling paint on column at					PRIOR	PRIOR	8/22/19	8/27/19	8/27/19	8/26/19	1000	25	N/A	N/A	N/A	
130	8390	2	1	005G		Area 5 - Copy/Fax	W3	Chipping paint					PRIOR	PRIOR	8/27/19	9/1/19	9/1/19	8/30/19	100	2	N/A	N/A	N/A	
131	8390	2	1	005F		Area 5 - General Office Space between	Ceiling	No Access					PRIOR	PRIOR	8/27/19	9/1/19	9/1/19	8/30/19	100	2	N/A	N/A	N/A	

Fitzpatrick ES
Oversight

Task ID	ULCS#	E l e m e n t	F l o o r	Space # (on Floor Plan)	Space Type	On Site Room Name	Component	Description of Paint and Plaster Damage (i.e. cracking, chipping, gouges, holes, flaking, spalling, efflorescence.	Date Mold DDC Issued	Date Asbestos DDC Issued	Miscellaneous Items (e.g. missing/staine d ceiling tiles, steam leaks, missing lens covers, buckled floors etc.)	Date Notified Tom Sharer (FAC)	Pre-Cleaning Completed (date)	Contents Moved (date)	Work Area Prepped (date)	Surfaces Stabilized (date)	Contents Back in Place (date)	Final Inspection Approval and Photos (date)	Square Footage of Work Area	Number of Required RRP Wipes	Number of Colorimetric Wipes Used to Pass	Final Colorimetric Wipe Submitted for AAS Analysis (yes/no)	AAS Analysis Results	Other Notes or Comments
132	8390	2	1	005F		Area 5 - General Office Space between	Floor	No Access					PRIOR	PRIOR	8/27/19	9/1/19	9/1/19	8/30/19	100	2	N/A	N/A	N/A	
133	8390	2	1	005F		Area 5 - General Office Space between	W1	No Access					PRIOR	PRIOR	8/27/19	9/1/19	9/1/19	8/30/19	100	2	N/A	N/A	N/A	
134	8390	2	1	005F		Area 5 - General Office Space between	W2	No Access					PRIOR	PRIOR	8/27/19	9/1/19	9/1/19	8/30/19	100	2	N/A	N/A	N/A	
135	8390	2	1	005F		Area 5 - General Office Space between	W3	No Access					PRIOR	PRIOR	8/27/19	9/1/19	9/1/19	8/30/19	100	2	N/A	N/A	N/A	
136	8390	2	1	005F		Area 5 - General Office Space between	W4	No Access					PRIOR	PRIOR	8/27/19	9/1/19	9/1/19	8/30/19	100	2	N/A	N/A	N/A	
137	8390	2	1	005A		Area 5 - General Office Space	W3	Chipping paint					PRIOR	PRIOR	8/27/19	9/1/19	9/1/19	8/30/19	100	2	N/A	N/A	N/A	
138	8390	2	1	5		Area 5 - General Office Space	Ceiling	No Access					PRIOR	PRIOR	8/27/19	9/1/19	9/1/19	8/30/19	100	2	N/A	N/A	N/A	
139	8390	2	1	5		Area 5 - General Office Space	Floor	No Access					PRIOR	PRIOR	8/27/19	9/1/19	9/1/19	8/30/19	100	2	N/A	N/A	N/A	
140	8390	2	1	5		Area 5 - General Office Space	W1	No Access					PRIOR	PRIOR	8/27/19	9/1/19	9/1/19	8/30/19	100	2	N/A	N/A	N/A	
141	8390	2	1	5		Area 5 - General Office Space	W2	No Access					PRIOR	PRIOR	8/27/19	9/1/19	9/1/19	8/30/19	100	2	N/A	N/A	N/A	
142	8390	2	1	5		Area 5 - General Office Space	W3	No Access					PRIOR	PRIOR	8/27/19	9/1/19	9/1/19	8/30/19	100	2	N/A	N/A	N/A	
143	8390	2	1	5		Area 5 - General Office Space	W4	No Access					PRIOR	PRIOR	8/27/19	9/1/19	9/1/19	8/30/19	100	2	N/A	N/A	N/A	
144	8390	2	1	005H		Area 5 - General Office Space	W4	Peeling paint					PRIOR	PRIOR	8/27/19	9/1/19	9/1/19	8/30/19	100	2	N/A	N/A	N/A	
145	8390	2	1	005I		Area 5 - Hallway	W1	Peeling paint					PRIOR	PRIOR	8/27/19	9/1/19	9/1/19	8/30/19	200	4	N/A	N/A	N/A	
146	8390	2	1	005I		Area 5 - Hallway	W3	Peeling paint					PRIOR	PRIOR	8/27/19	9/1/19	9/1/19	8/30/19	200	4	N/A	N/A	N/A	
147	8390	2	1	005D		Area 5 Restroom	Ceiling	No Access					PRIOR	PRIOR	8/27/19	9/1/19	9/1/19	8/30/19	50	1	N/A	N/A	N/A	
148	8390	2	1	005D		Area 5 Restroom	Floor	No Access					PRIOR	PRIOR	8/27/19	9/1/19	9/1/19	8/30/19	50	1	N/A	N/A	N/A	
149	8390	2	1	005D		Area 5 Restroom	W1	No Access					PRIOR	PRIOR	8/27/19	9/1/19	9/1/19	8/30/19	50	1	N/A	N/A	N/A	
150	8390	2	1	005D		Area 5 Restroom	W2	No Access					PRIOR	PRIOR	8/27/19	9/1/19	9/1/19	8/30/19	50	1	N/A	N/A	N/A	
151	8390	2	1	005D		Area 5 Restroom	W3	No Access					PRIOR	PRIOR	8/27/19	9/1/19	9/1/19	8/30/19	50	1	N/A	N/A	N/A	
152	8390	2	1	005D		Area 5 Restroom	W4	No Access					PRIOR	PRIOR	8/27/19	9/1/19	9/1/19	8/30/19	50	1	N/A	N/A	N/A	
153	8390	2	1	005E		Area 5 Storage	Ceiling	No Access					PRIOR	PRIOR	8/27/19	9/1/19	9/1/19	8/30/19	100	2	N/A	N/A	N/A	
154	8390	2	1	005E		Area 5 Storage	Floor	No Access					PRIOR	PRIOR	8/27/19	9/1/19	9/1/19	8/30/19	100	2	N/A	N/A	N/A	
155	8390	2	1	005E		Area 5 Storage	W1	No Access					PRIOR	PRIOR	8/27/19	9/1/19	9/1/19	8/30/19	100	2	N/A	N/A	N/A	
156	8390	2	1	005E		Area 5 Storage	W2	No Access					PRIOR	PRIOR	8/27/19	9/1/19	9/1/19	8/30/19	100	2	N/A	N/A	N/A	
157	8390	2	1	005E		Area 5 Storage	W3	No Access					PRIOR	PRIOR	8/27/19	9/1/19	9/1/19	8/30/19	100	2	N/A	N/A	N/A	
158	8390	2	1	005E		Area 5 Storage	W4	No Access					PRIOR	PRIOR	8/27/19	9/1/19	9/1/19	8/30/19	100	2	N/A	N/A	N/A	
159	8390	2	1	006A		Area 6 - Copy/Fax	W4	Chipping paint					PRIOR	PRIOR	8/27/19	9/1/19	9/1/19	8/30/19	100	2	N/A	N/A	N/A	

Fitzpatrick ES
Oversight

Task ID	ULCS#	E l e m e n t	F l o o r	Space # (on Floor Plan)	Space Type	On Site Room Name	Component	Description of Paint and Plaster Damage (i.e. cracking, chipping, gouges, holes, flaking, spalling, efflorescence.	Date Mold DDC Issued	Date Asbestos DDC Issued	Miscellaneous Items (e.g. missing/staine d ceiling tiles, steam leaks, missing lens covers, buckled floors etc.)	Date Notified Tom Sharer (FAC)	Pre-Cleaning Completed (date)	Contents Moved (date)	Work Area Prepped (date)	Surfaces Stabilized (date)	Contents Back in Place (date)	Final Inspection Approval and Photos (date)	Square Footage of Work Area	Number of Required RRP Wipes	Number of Colorimetric Wipes Used to Pass	Final Colorimetric Wipe Submitted for AAS Analysis (yes/no)	AAS Analysis Results	Other Notes or Comments
160	8390	2	1	006G		Area 6 - General Office Space	W3	Chipping paint to the right of door					PRIOR	PRIOR	8/27/19	9/1/19	9/1/19	8/30/19	100	2	N/A	N/A	N/A	
161	8390	2	1	006F		Area 6 - General	W3	Chipping paint					PRIOR	PRIOR	8/27/19	9/1/19	9/1/19	8/30/19	100	2	N/A	N/A	N/A	
162	8390	2	1	006I		Area 6 - Water heater	W3	Peeling paint along the					PRIOR	PRIOR	8/27/19	9/1/19	9/1/19	8/30/19	100	2	N/A	N/A	N/A	
163	8390	2	1	006C		Area 6 Storage with	Floor	Peeling paint on metal floor					PRIOR	PRIOR	8/27/19	9/1/19	9/1/19	8/30/19	100	2	N/A	N/A	N/A	
164	8390	1	1	115		Auditorium	W1	Peeling paint on wall tiles					PRIOR	PRIOR	8/19/19	8/23/19	8/23/19	8/22/19	1600	40	4	Y	10.25	
165	8390	1	1	115		Auditorium	W4	Peeling paint near exit					PRIOR	PRIOR	8/19/19	8/23/19	8/23/19	8/22/19	1600	40	4	Y	10.25	
166	8390	1	1	115 STAGE		Auditorium Stage	Ceiling	Peeling paint on ductwork					PRIOR	PRIOR	8/19/19	8/23/19	8/23/19	8/22/19	1400	35	N/A	N/A	N/A	
167	8390	1	1	115 STAGE		Auditorium Stage	W1	Peeling paint on columns					PRIOR	PRIOR	8/19/19	8/23/19	8/23/19	8/22/19	1400	35	N/A	N/A	N/A	
168	8390	1	1	101A		Book Closet across from	Ceiling	No Access					N/A	N/A	N/A	N/A	N/A	N/A	N/A	N/A	N/A	N/A	N/A	School District
169	8390	1	1	101A		Book Closet across from	Floor	No Access					N/A	N/A	N/A	N/A	N/A	N/A	N/A	N/A	N/A	N/A	N/A	School District
170	8390	1	1	101A		Book Closet across from	W1	No Access					N/A	N/A	N/A	N/A	N/A	N/A	N/A	N/A	N/A	N/A	N/A	School District
171	8390	1	1	101A		Book Closet across from	W2	No Access					N/A	N/A	N/A	N/A	N/A	N/A	N/A	N/A	N/A	N/A	N/A	School District
172	8390	1	1	101A		Book Closet across from	W3	No Access					N/A	N/A	N/A	N/A	N/A	N/A	N/A	N/A	N/A	N/A	N/A	School District
173	8390	1	1	101A		Book Closet across from	W4	No Access					N/A	N/A	N/A	N/A	N/A	N/A	N/A	N/A	N/A	N/A	N/A	School District
174	8390	1	1	121		Boy's Restroom	Ceiling	Peeling paint at some					PRIOR	PRIOR	7/27/19	7/31/19	7/31/19	7/29/19	250	6	1	Y	<10.0	
175	8390	1	1	121		Boy's Restroom	Floor	Peeling paint					PRIOR	PRIOR	7/27/19	7/31/19	7/31/19	7/29/19	250	6	1	Y	<10.0	
176	8390	1	1	121		Boy's Restroom	W1	Flaking paint					PRIOR	PRIOR	7/27/19	7/31/19	7/31/19	7/29/19	250	6	1	Y	<10.0	
177	8390	1	1	121		Boy's Restroom	W3	Peeling paint at column					PRIOR	PRIOR	7/27/19	7/31/19	7/31/19	7/29/19	250	6	1	Y	<10.0	
178	8390	1	1	121		Boy's Restroom	W4	Flaking paint behind toilets					PRIOR	PRIOR	7/27/19	7/31/19	7/31/19	7/29/19	250	6	1	Y	<10.0	
179	8390	2	1	10		Classroom 10	W1	Peeling paint on wall and					PRIOR	PRIOR	8/20/19	8/23/19	8/23/19	8/22/19	900	23	2	Y	<10.0	
180	8390	2	1	10		Classroom 10	W2	Peeling paint					PRIOR	PRIOR	8/20/19	8/23/19	8/23/19	8/22/19	900	23	2	Y	<10.0	
181	8390	2	1	10		Classroom 10	W3	Peeling paint on					PRIOR	PRIOR	8/20/19	8/23/19	8/23/19	8/22/19	900	23	2	Y	<10.0	
182	8390	2	1	10		Classroom 10	W4	Peeling paint					PRIOR	PRIOR	8/20/19	8/23/19	8/23/19	8/22/19	900	23	2	Y	<10.0	
183	8390	2	1	010C		Classroom 10 Closet/Storag e with blue	Ceiling	No Access					PRIOR	PRIOR	8/20/19	8/23/19	8/23/19	8/22/19	900	23	2	Y	<10.0	
184	8390	2	1	010C		Classroom 10 Closet/Storag e with blue	Floor	No Access					PRIOR	PRIOR	8/20/19	8/23/19	8/23/19	8/22/19	900	23	2	Y	<10.0	
185	8390	2	1	010C		Classroom 10 Closet/Storag e with blue	W1	No Access					PRIOR	PRIOR	8/20/19	8/23/19	8/23/19	8/22/19	900	23	2	Y	<10.0	
186	8390	2	1	010C		Classroom 10 Closet/Storag e with blue	W2	No Access					PRIOR	PRIOR	8/20/19	8/23/19	8/23/19	8/22/19	900	23	2	Y	<10.0	
187	8390	2	1	010C		Classroom 10 Closet/Storag e with blue	W3	No Access					PRIOR	PRIOR	8/20/19	8/23/19	8/23/19	8/22/19	900	23	2	Y	<10.0	
188	8390	2	1	010C		Classroom 10 Closet/Storag e with blue	W4	No Access					PRIOR	PRIOR	8/20/19	8/23/19	8/23/19	8/22/19	900	23	2	Y	<10.0	
189	8390	2	1	010A		Classroom 10 Restroom	W2	Peeling paint					PRIOR	PRIOR	8/20/19	8/23/19	8/23/19	8/22/19	900	23	2	Y	<10.0	
190	8390	2	1	010A		Classroom 10 Restroom	W4	Peeling paint					PRIOR	PRIOR	8/20/19	8/23/19	8/23/19	8/22/19	900	23	2	Y	<10.0	
191	8390	2	1	010B		Classroom 10 Storage/Com puter Server	W2	Peeling paint					PRIOR	PRIOR	8/20/19	8/23/19	8/23/19	8/22/19	900	23	2	Y	<10.0	
192	8390	1	1	100		Classroom 100	Ceiling	Peeling paint at some					PRIOR	PRIOR	7/16/19	7/24/19	7/24/19	7/22/19	700	16	2	yes	<10.0	

Fitzpatrick ES
Oversight

Task ID	ULCS#	E l e m e n t	F l o o r	Space # (on Floor Plan)	Space Type	On Site Room Name	Component	Description of Paint and Plaster Damage (i.e. cracking, chipping, gouges, holes, flaking, spalling, efflorescence.	Date Mold DDC Issued	Date Asbestos DDC Issued	Miscellaneous Items (e.g. missing/staine d ceiling tiles, steam leaks, missing lens covers, buckled floors etc.)	Date Notified Tom Sharer (FAC)	Pre-Cleaning Completed (date)	Contents Moved (date)	Work Area Prepped (date)	Surfaces Stabilized (date)	Contents Back in Place (date)	Final Inspection Approval and Photos (date)	Square Footage of Work Area	Number of Required RRP Wipes	Number of Colorimetric Wipes Used to Pass	Final Colorimetric Wipe Submitted for AAS Analysis (yes/no)	AAS Analysis Results	Other Notes or Comments
193	8390	1	1	100		Classroom 100	W3	Peeling paint at column					PRIOR	PRIOR	7/16/19	7/24/19	7/24/19	7/22/19	700	16	2	yes	<10.0	
194	8390	1	1	101		Classroom 101	W3	Peeling paint on column					PRIOR	PRIOR	6/28/2019	7/10/19	7/10/19	07/08/2019	700	16	2	yes	<10.0	
195	8390	1	1	102		Classroom 102	W1	Peeling paint at column					PRIOR	PRIOR	7/16/19	7/24/19	7/24/19	7/22/19	700	16	2	yes	<10.0	
196	8390	1	1	102		Classroom 102	W3	Peeling paint at column					PRIOR	PRIOR	7/16/19	7/24/19	7/24/19	7/22/19	700	16	2	yes	<10.0	
197	8390	1	1	102A		Classroom 102 Closet	Ceiling	No Access					PRIOR	PRIOR	7/16/19	7/24/19	7/24/19	7/22/19	700	16	2	yes	<10.0	
198	8390	1	1	102A		Classroom 102 Closet	Floor	No Access					PRIOR	PRIOR	7/16/19	7/24/19	7/24/19	7/22/19	700	16	2	yes	<10.0	
199	8390	1	1	102A		Classroom 102 Closet	W1	No Access					PRIOR	PRIOR	7/16/19	7/24/19	7/24/19	7/22/19	700	16	2	yes	<10.0	
200	8390	1	1	102A		Classroom 102 Closet	W2	No Access					PRIOR	PRIOR	7/16/19	7/24/19	7/24/19	7/22/19	700	16	2	yes	<10.0	
201	8390	1	1	102A		Classroom 102 Closet	W3	No Access					PRIOR	PRIOR	7/16/19	7/24/19	7/24/19	7/22/19	700	16	2	yes	<10.0	
202	8390	1	1	102A		Classroom 102 Closet	W4	No Access					PRIOR	PRIOR	7/16/19	7/24/19	7/24/19	7/22/19	700	16	2	yes	<10.0	
203	8390	1	1	103		Classroom 103	W1	Peeling paint on column,					PRIOR	PRIOR	7/27/19	8/1/19	8/1/19	7/30/19	700	16	2	yes	<10.0	
204	8390	1	1	103		Classroom 103	W3	Peeling paint at columns					PRIOR	PRIOR	7/27/19	8/1/19	8/1/19	7/30/19	700	16	2	yes	<10.0	
205	8390	1	1	104		Classroom 104	Ceiling	Flaking paint					PRIOR	PRIOR	6/28/2019	7/10/19	7/10/19	07/08/2019	700	16	2	yes	<10.0	
206	8390	1	1	104		Classroom 104	W1	Peeling paint on wall and					PRIOR	PRIOR	6/28/2019	7/10/19	7/10/19	07/08/2019	700	16	2	yes	<10.0	
207	8390	1	1	104		Classroom 104	W3	Peeling paint at columns					PRIOR	PRIOR	6/28/2019	7/10/19	7/10/19	07/08/2019	700	16	2	yes	<10.0	
208	8390	1	1	104A		Classroom 104 Storage	Ceiling	No Access					PRIOR	PRIOR	6/28/2019	7/10/19	7/10/19	07/08/2019	700	16	2	yes	<10.0	
209	8390	1	1	104A		Classroom 104 Storage	Floor	No Access					PRIOR	PRIOR	6/28/2019	7/10/19	7/10/19	07/08/2019	700	16	2	yes	<10.0	
210	8390	1	1	104A		Classroom 104 Storage	W1	No Access					PRIOR	PRIOR	6/28/2019	7/10/19	7/10/19	07/08/2019	700	16	2	yes	<10.0	
211	8390	1	1	104A		Classroom 104 Storage	W2	No Access					PRIOR	PRIOR	6/28/2019	7/10/19	7/10/19	07/08/2019	700	16	2	yes	<10.0	
212	8390	1	1	104A		Classroom 104 Storage	W3	No Access					PRIOR	PRIOR	6/28/2019	7/10/19	7/10/19	07/08/2019	700	16	2	yes	<10.0	
213	8390	1	1	104A		Classroom 104 Storage	W4	No Access					PRIOR	PRIOR	6/28/2019	7/10/19	7/10/19	07/08/2019	700	16	2	yes	<10.0	
214	8390	1	1	105		Classroom 105	W1	Peeling paint at column					PRIOR	PRIOR	7/27/19	8/1/19	8/1/19	7/30/19	700	16	2	yes	<10.0	
215	8390	1	1	105		Classroom 105	W3	Peeling paint at columns					PRIOR	PRIOR	7/27/19	8/1/19	8/1/19	7/30/19	700	16	2	yes	<10.0	
216	8390	1	1	106		Classroom 106	Ceiling	Peeling paint at couple of					PRIOR	PRIOR	6/28/2019	7/10/19	7/10/19	07/08/2019	700	16	2	yes	<10.0	
217	8390	1	1	106		Classroom 106	W1	Peeling paint on wall, pipe,					PRIOR	PRIOR	6/28/2019	7/10/19	7/10/19	07/08/2019	700	16	2	yes	<10.0	
218	8390	1	1	106		Classroom 106	W3	Peeling paint at columns					PRIOR	PRIOR	6/28/2019	7/10/19	7/10/19	07/08/2019	700	16	2	yes	<10.0	
219	8390	1	1	107		Classroom 107	W3	Peeling paint at columns					PRIOR	PRIOR	6/28/2019	7/10/19	7/10/19	07/08/2019	700	16	2	yes	<10.0	
220	8390	1	1	108		Classroom 108	Ceiling	Peeling paint at some					PRIOR	PRIOR	7/19/19	7/26/19	7/26/19	7/24/19	700	16	2	Y	<10.0	
221	8390	1	1	108		Classroom 108	W1	Peeling paint on wall,					PRIOR	PRIOR	7/19/19	7/26/19	7/26/19	7/24/19	700	16	2	Y	<10.0	
222	8390	1	1	108		Classroom 108	W3	Peeling paint at columns					PRIOR	PRIOR	7/19/19	7/26/19	7/26/19	7/24/19	700	16	2	Y	<10.0	
223	8390	1	1	109		Classroom 109	W3	Peeling paint on column					PRIOR	PRIOR	7/16/19	7/24/19	7/24/19	7/22/19	700	16	2	yes	<10.0	
224	8390	2	1	11A		Classroom 11	W2	Peeling paint					PRIOR	PRIOR	8/14/19	8/21/19	8/21/19	8/19/19	900	23	2	Y	<10.0	
225	8390	2	1	11A		Classroom 11	W3	Peeling paint on wall,					PRIOR	PRIOR	8/14/19	8/21/19	8/21/19	8/19/19	900	23	2	Y	<10.0	
226	8390	2	1	11A		Classroom 11	W4	Peeling paint					PRIOR	PRIOR	8/14/19	8/21/19	8/21/19	8/19/19	900	23	2	Y	<10.0	
227	8390	2	1	011B		Classroom 11 Closet/Storag e with blue	Ceiling	No Access					PRIOR	PRIOR	8/14/19	8/21/19	8/21/19	8/19/19	900	23	2	Y	<10.0	
228	8390	2	1	011B		Classroom 11 Closet/Storag e with blue	Floor	No Access					PRIOR	PRIOR	8/14/19	8/21/19	8/21/19	8/19/19	900	23	2	Y	<10.0	

Fitzpatrick ES
Oversight

Task ID	ULCS#	E l e m e n t	F l o o r	Space # (on Floor Plan)	Space Type	On Site Room Name	Component	Description of Paint and Plaster Damage (i.e. cracking, chipping, gouges, holes, flaking, spalling, efflorescence.	Date Mold DDC Issued	Date Asbestos DDC Issued	Miscellaneous Items (e.g. missing/staine d ceiling tiles, steam leaks, missing lens covers, buckled floors etc.)	Date Notified Tom Sharer (FAC)	Pre-Cleaning Completed (date)	Contents Moved (date)	Work Area Prepped (date)	Surfaces Stabilized (date)	Contents Back in Place (date)	Final Inspection Approval and Photos (date)	Square Footage of Work Area	Number of Required RRP Wipes	Number of Colorimetric Wipes Used to Pass	Final Colorimetric Wipe Submitted for AAS Analysis (yes/no)	AAS Analysis Results	Other Notes or Comments
229	8390	2	1	011B		Classroom 11 Closet/Storag e with blue	W1	No Access					PRIOR	PRIOR	8/14/19	8/21/19	8/21/19	8/19/19	900	23	2	Y	<10.0	
230	8390	2	1	011B		Classroom 11 Closet/Storag e with blue	W2	No Access					PRIOR	PRIOR	8/14/19	8/21/19	8/21/19	8/19/19	900	23	2	Y	<10.0	
231	8390	2	1	011B		Classroom 11 Closet/Storag e with blue	W3	No Access					PRIOR	PRIOR	8/14/19	8/21/19	8/21/19	8/19/19	900	23	2	Y	<10.0	
232	8390	2	1	011B		Classroom 11 Closet/Storag e with blue	W4	No Access					PRIOR	PRIOR	8/14/19	8/21/19	8/21/19	8/19/19	900	23	2	Y	<10.0	
233	8390	2	1	011C		Classroom 11 Restroom	W2	Peeling paint behind toilets					PRIOR	PRIOR	8/14/19	8/21/19	8/21/19	8/19/19	900	23	2	Y	<10.0	
234	8390	2	1	011E		Classroom 11 Water heater room at	W4	Peeling paint above heater					PRIOR	PRIOR	8/14/19	8/21/19	8/21/19	8/19/19	900	23	2	Y	<10.0	
235	8390	1	1	110		Classroom 110	W1	Peeling paint at column					PRIOR	PRIOR	6/28/2019	7/10/19	7/10/19	07/08/2019	700	16	2	N/A	N/A	
236	8390	1	1	110		Classroom 110	W3	Peeling paint at column					PRIOR	PRIOR	6/28/2019	7/10/19	7/10/19	07/08/2019	700	16	2	N/A	N/A	
237	8390	1	1	112		Classroom 112	W1	Peeling paint at column					PRIOR	PRIOR	7/19/19	7/26/19	7/26/19	7/24/19	700	16	2	Y	<10.0	
238	8390	1	1	112		Classroom 112	W3	Peeling paint at columns					PRIOR	PRIOR	7/19/19	7/26/19	7/26/19	7/24/19	700	16	2	Y	<10.0	
239	8390	2	1	012A		Classroom 12A	W1	Peeling paint at restroom					PRIOR	PRIOR	8/20/19	8/23/19	8/23/19	8/22/19	900	23	2	Y	<10.0	
240	8390	2	1	012A		Classroom 12A	W2	Peeling paint - spreadout					PRIOR	PRIOR	8/20/19	8/23/19	8/23/19	8/22/19	900	23	2	Y	<10.0	
241	8390	2	1	012A		Classroom 12A	W3	Peeling paint - spreadout					PRIOR	PRIOR	8/20/19	8/23/19	8/23/19	8/22/19	900	23	2	Y	<10.0	
242	8390	2	1	9		Classroom 9	Ceiling	Cracking paint at beam					PRIOR	PRIOR	8/14/19	8/21/19	8/21/19	8/19/19	900	23	2	Y	<10.0	
243	8390	2	1	9		Classroom 9	W1	Peeling paint					PRIOR	PRIOR	8/14/19	8/21/19	8/21/19	8/19/19	900	23	2	Y	<10.0	
244	8390	2	1	9		Classroom 9	W3	Peeling paint on					PRIOR	PRIOR	8/14/19	8/21/19	8/21/19	8/19/19	900	23	2	Y	<10.0	
245	8390	2	1	9		Classroom 9	W4	Peeling paint at left corner					PRIOR	PRIOR	8/14/19	8/21/19	8/21/19	8/19/19	900	23	2	Y	<10.0	
246	8390	2	1	009B		Classroom 9 Closet/Storag e with blue	Ceiling	Peeling paint					PRIOR	PRIOR	8/14/19	8/21/19	8/21/19	8/19/19	900	23	2	Y	<10.0	
247	8390	2	1	009B		Classroom 9 Closet/Storag e with blue	W1	Severe peeling paint, damaged					PRIOR	PRIOR	8/14/19	8/21/19	8/21/19	8/19/19	900	23	2	Y	<10.0	
248	8390	2	1	009C		Classroom 9 Storage	Ceiling	No Access					PRIOR	PRIOR	8/14/19	8/21/19	8/21/19	8/19/19	900	23	2	Y	<10.0	
249	8390	2	1	009C		Classroom 9 Storage	Floor	No Access					PRIOR	PRIOR	8/14/19	8/21/19	8/21/19	8/19/19	900	23	2	Y	<10.0	
250	8390	2	1	009C		Classroom 9 Storage	W1	No Access					PRIOR	PRIOR	8/14/19	8/21/19	8/21/19	8/19/19	900	23	2	Y	<10.0	
251	8390	2	1	009C		Classroom 9 Storage	W2	No Access					PRIOR	PRIOR	8/14/19	8/21/19	8/21/19	8/19/19	900	23	2	Y	<10.0	
252	8390	2	1	009C		Classroom 9 Storage	W3	No Access					PRIOR	PRIOR	8/14/19	8/21/19	8/21/19	8/19/19	900	23	2	Y	<10.0	
253	8390	2	1	009C		Classroom 9 Storage	W4	No Access					PRIOR	PRIOR	8/14/19	8/21/19	8/21/19	8/19/19	900	23	2	Y	<10.0	
254	8390	1	1	101B		Closet across from Main Office next to	Ceiling	No Access					N/A	N/A	N/A	N/A	N/A	N/A	N/A	N/A	N/A	N/A	N/A	School District determined
255	8390	1	1	101B		Closet across from Main Office next to	Floor	No Access					N/A	N/A	N/A	N/A	N/A	N/A	N/A	N/A	N/A	N/A	N/A	School District determined
256	8390	1	1	101B		Closet across from Main Office next to	W1	No Access					N/A	N/A	N/A	N/A	N/A	N/A	N/A	N/A	N/A	N/A	N/A	School District determined
257	8390	1	1	101B		Closet across from Main Office next to	W2	No Access					N/A	N/A	N/A	N/A	N/A	N/A	N/A	N/A	N/A	N/A	N/A	School District determined
258	8390	1	1	101B		Closet across from Main Office next to	W3	No Access					N/A	N/A	N/A	N/A	N/A	N/A	N/A	N/A	N/A	N/A	N/A	School District determined

Fitzpatrick ES
Oversight

Task ID	ULCS#	E l e m e n t	F l o o r	Space # (on Floor Plan)	Space Type	On Site Room Name	Component	Description of Paint and Plaster Damage (i.e. cracking, chipping, gouges, holes, flaking, spalling, efflorescence.	Date Mold DDC Issued	Date Asbestos DDC Issued	Miscellaneous Items (e.g. missing/staine d ceiling tiles, steam leaks, missing lens covers, buckled floors etc.)	Date Notified Tom Sharer (FAC)	Pre-Cleaning Completed (date)	Contents Moved (date)	Work Area Prepped (date)	Surfaces Stabilized (date)	Contents Back in Place (date)	Final Inspection Approval and Photos (date)	Square Footage of Work Area	Number of Required RRP Wipes	Number of Colorimetric Wipes Used to Pass	Final Colorimetric Wipe Submitted for AAS Analysis (yes/no)	AAS Analysis Results	Other Notes or Comments
259	8390	1	1	101B		Closet across from Main Office next to	W4	No Access					N/A	N/A	N/A	N/A	N/A	N/A	N/A	N/A	N/A	N/A	School District determined	
260	8390	1	1	101C		Girl's Restroom	Ceiling	Peeling paint at some					PRIOR	PRIOR	7/27/19	7/31/19	7/31/19	7/29/19	250	6	1	Y	<10.0	
261	8390	1	1	101C		Girl's Restroom	W3	Severe peeling paint					PRIOR	PRIOR	7/27/19	7/31/19	7/31/19	7/29/19	250	6	1	Y	<10.0	
262	8390	1	1	H11E		Hallway along left side of Auditorium from across	Ceiling	Peeling paint along left side					PRIOR	PRIOR	8/5/19	8/12/19	8/12/19	8/8/19	1100	28	N/A	N/A	N/A	
263	8390	1	1	H11D		Hallway along right side of Auditorium from across	Ceiling	Peeling paint at drain pipe by stage					PRIOR	PRIOR	8/5/19	8/12/19	8/12/19	8/8/19	1100	28	N/A	N/A	N/A	
264	8390	1	1	H11C		Hallway from Classroom 104 to	Ceiling	Peeling paint at divider - at Room 106					PRIOR	PRIOR	8/5/19	8/12/19	8/12/19	8/8/19	1100	28	N/A	N/A	N/A	
265	8390	1	1	H11C		Hallway from Classroom 104 to	W2	Flaking paint on metal poster					PRIOR	PRIOR	8/5/19	8/12/19	8/12/19	8/8/19	1100	28	N/A	N/A	N/A	
266	8390	1	1	H11C		Hallway from Classroom 104 to	W4	Flaking paint on metal poster					PRIOR	PRIOR	8/5/19	8/12/19	8/12/19	8/8/19	1100	28	N/A	N/A	N/A	
267	8390	2	1	12		Lobby Entrance to Kitchen and	W2	Peeling paint on drywall					PRIOR	PRIOR	8/27/19	9/1/19	9/1/19	8/30/19	200	4	N/A	N/A	N/A	
268	8390	2	1	12		Lobby Entrance to Kitchen and	W3	Peeling paint at control panel					PRIOR	PRIOR	8/27/19	9/1/19	9/1/19	8/30/19	200	4	N/A	N/A	N/A	
269	8390	1	1	MEL		Main Entrance	W1	Peeling paint on doors					PRIOR	PRIOR	6/10/19	6/12/19	6/14/19	6/12/19	250	6	N/A	N/A	N/A	
270	8390	1	1	116		Nurse's Office	W2	Peeling paint on column					PRIOR	PRIOR	6/10/19	6/12/19	6/14/19	6/12/19	500	13	2	Y	<10.0	
271	8390	1	1	116B		Nurses' Office Closet	W2	Peeling paint at hook rack					PRIOR	PRIOR	6/10/19	6/12/19	6/14/19	6/12/19	500	13	2	Y	<10.0	
272	8390	2	1	008B		Parent Workshop Room	W4	Peeling paint at soap dispenser					PRIOR	PRIOR	8/27/19	9/1/19	9/1/19	8/30/19	100	2	N/A	N/A	N/A	
273	8390	1	1	124		Principal's Office	W3	Peeling paint on pipe					PRIOR	PRIOR	6/10/19	6/12/19	6/14/19	6/12/19	100	2	N/A	N/A	N/A	
274	8390	1	1	117		Psychologist' s Office 119	W2	Peeling paint on radiator					PRIOR	PRIOR	06/10/19	6/12/19	6/14/19	6/12/19	500	13	N/A	N/A	N/A	
275	8390	1	1	117		Psychologist' s Office 119	W4	Peeling paint along bottom					PRIOR	PRIOR	06/10/19	6/12/19	6/14/19	6/12/19	500	13	N/A	N/A	N/A	
276	8390	1	1	S14		Stairwell from Hallway along left side of Auditorium	W1	Peeling paint on door					PRIOR	PRIOR	8/15/19	8/21/19	8/21/19	8/21/19	250	6	N/A	N/A	N/A	
277	8390	1	1	S14		Stairwell from Hallway along left side of Auditorium	W2	Peeling paint					PRIOR	PRIOR	8/15/19	8/21/19	8/21/19	8/21/19	250	6	N/A	N/A	N/A	
278	8390	1	1	S14		Stairwell from Hallway along left side of Auditorium	W4	Peeling paint					PRIOR	PRIOR	8/15/19	8/21/19	8/21/19	8/21/19	250	6	N/A	N/A	N/A	
279	8390	1	1	S11		Stairwell near Classroom	W2	Peeling paint on wall and					PRIOR	PRIOR	8/12/19	8/16/19	8/16/19	8/14/19	600	15	N/A	N/A	N/A	
280	8390	1	1	S11		Stairwell near Classroom	W4	Peeling paint					PRIOR	PRIOR	8/12/19	8/16/19	8/16/19	8/14/19	600	15	N/A	N/A	N/A	
281	8390	1	1	S12		Stairwell near Classrooms 106 and 108	Ceiling	Peeling paint					PRIOR	PRIOR	8/11/19	8/15/19	8/15/19	8/13/19	600	15	N/A	N/A	N/A	
282	8390	1	1	S12		Stairwell near Classrooms 106 and 108	W1	Peeling paint on door					PRIOR	PRIOR	8/11/19	8/15/19	8/15/19	8/13/19	600	15	N/A	N/A	N/A	
283	8390	1	1	S12		Stairwell near Classrooms 106 and 108	W2	Flaking paint					PRIOR	PRIOR	8/11/19	8/15/19	8/15/19	8/13/19	600	15	N/A	N/A	N/A	
284	8390	1	1	S12		Stairwell near Classrooms 106 and 108	W4	Peeling paint on wall and column					PRIOR	PRIOR	8/11/19	8/15/19	8/15/19	8/13/19	600	15	N/A	N/A	N/A	

Fitzpatrick ES
Oversight

Task ID	ULCS#	E l e m e n t	F l o o r	Space # (on Floor Plan)	Space Type	On Site Room Name	Component	Description of Paint and Plaster Damage (i.e. cracking, chipping, gouges, holes, flaking, spalling, efflorescence.	Date Mold DDC Issued	Date Asbestos DDC Issued	Miscellaneous Items (e.g. missing/staine d ceiling tiles, steam leaks, missing lens covers, buckled floors etc.)	Date Notified Tom Sharer (FAC)	Pre-Cleaning Completed (date)	Contents Moved (date)	Work Area Prepped (date)	Surfaces Stabilized (date)	Contents Back in Place (date)	Final Inspection Approval and Photos (date)	Square Footage of Work Area	Number of Required RRP Wipes	Number of Colorimetric Wipes Used to Pass	Final Colorimetric Wipe Submitted for AAS Analysis (yes/no)	AAS Analysis Results	Other Notes or Comments
285	8390	1	1	S13		Stairwell near Classrooms 107 and 112	W1	Peeling paint at door					PRIOR	PRIOR	8/12/19	8/16/19	8/16/19	8/14/19	600	15	N/A	N/A	N/A	
286	8390	1	1	S13		Stairwell near Classrooms 107 and 112	W2	Flaking paint					PRIOR	PRIOR	8/12/19	8/16/19	8/16/19	8/14/19	600	15	N/A	N/A	N/A	
287	8390	1	1	S13		Stairwell near Classrooms 107 and 112	W3	Flaking paint					PRIOR	PRIOR	8/12/19	8/16/19	8/16/19	8/14/19	600	15	N/A	N/A	N/A	
288	8390	1	1	111		Storage and Mechanical Room in Hall	Floor	Needs repaint					PRIOR	PRIOR	7/16/19	7/24/19	7/24/19	7/22/19	100	2	N/A	N/A	N/A	
289	8390	1	1	100A		Storage Room adjacent to	Floor	Debris at pipe along left wall2					PRIOR	PRIOR	7/16/19	7/24/19	7/24/19	7/22/19	100	2	N/A	N/A	N/A	
290	8390	1	1	119		Women's Restroom	Ceiling	Peeling paint at pipe					PRIOR	PRIOR	8/8/19	8/14/19	8/14/19	8/13/19	100	2	N/A	N/A	N/A	
291	8390	1	0	018B		Boy's Restroom	Ceiling	Peeling paint on ceiling and					PRIOR	PRIOR	8/8/19	8/14/19	8/14/19	8/13/19	250	6	1	Y	<10.0	
292	8390	1	0	018B		Boy's Restroom	W1	Peeling paint at column					PRIOR	PRIOR	8/8/19	8/14/19	8/14/19	8/13/19	250	6	1	Y	<10.0	
293	8390	1	0	018B		Boy's Restroom	W2	Peeling paint at toilets					PRIOR	PRIOR	8/8/19	8/14/19	8/14/19	8/13/19	250	6	1	Y	<10.0	
294	8390	1	0	018B		Boy's Restroom	W3	Peeling paint at column					PRIOR	PRIOR	8/8/19	8/14/19	8/14/19	8/13/19	250	6	1	Y	<10.0	
295	8390	1	0	010B		Cafeteria	Ceiling	Peeling paint on ceiling and					PRIOR	PRIOR	8/1/19	8/8/19	8/8/19	8/6/19	1400	35	4	Y	<10.0	
296	8390	1	0	010B		Cafeteria	W1	Peeling paint					PRIOR	PRIOR	8/1/19	8/8/19	8/8/19	8/6/19	1400	35	4	Y	<10.0	
297	8390	1	0	010B		Cafeteria	W2	Peeling paint					PRIOR	PRIOR	8/1/19	8/8/19	8/8/19	8/6/19	1400	35	4	Y	<10.0	
298	8390	1	0	010B		Cafeteria	W3	Peeling paint					PRIOR	PRIOR	8/1/19	8/8/19	8/8/19	8/6/19	1400	35	4	Y	<10.0	
299	8390	1	0	010B		Cafeteria	W4	Peeling paint on wall and					PRIOR	PRIOR	8/1/19	8/8/19	8/8/19	8/6/19	1400	35	4	Y	<10.0	
300	8390	1	0	B-1		Classroom B1	W1	Peeling paint at columns					PRIOR	PRIOR	7/26/19	8/2/19	8/2/19	7/31/19	900	23	2	Y	<10.0	
301	8390	1	0	B-1		Classroom B1	W4	Peeling paint at columns					PRIOR	PRIOR	7/26/19	8/2/19	8/2/19	7/31/19	900	23	2	Y	<10.0	
302	8390	1	0	B-1A		Classroom B1	Ceiling	Peeling paint					PRIOR	PRIOR	7/26/19	8/2/19	8/2/19	7/31/19	900	23	2	Y	<10.0	
303	8390	1	0	B-1B		Classroom B1 Coatroom	W2	Peeling paint at the top.					PRIOR	PRIOR	7/26/19	8/2/19	8/2/19	7/31/19	900	23	2	Y	<10.0	
304	8390	1	0	005B		Classroom B1 Restroom	W2	Peeling paint on the back					PRIOR	PRIOR	7/26/19	8/2/19	8/2/19	7/31/19	900	23	2	Y	<10.0	
305	8390	1	0	005B		Classroom B1 Restroom	W3	Peeling paint behind pipe					PRIOR	PRIOR	7/26/19	8/2/19	8/2/19	7/31/19	900	23	2	Y	<10.0	
306	8390	1	0	005B		Classroom B1 Restroom	W4	peeling paint behind toilets					PRIOR	PRIOR	7/26/19	8/2/19	8/2/19	7/31/19	900	23	2	Y	<10.0	
307	8390	1	0	020B		Classroom B10 (Music	W1	Peeling paint at column					PRIOR	PRIOR	8/12/19	8/15/19	8/15/19	8/14/19	1000	25	2	Y	<10.0	
308	8390	1	0	020B		Classroom B10 (Music	W2	Efflorescence					PRIOR	PRIOR	8/12/19	8/15/19	8/15/19	8/14/19	1000	25	2	Y	<10.0	
309	8390	1	0	020B		Classroom B10 (Music	W3	Peeling paint at column					PRIOR	PRIOR	8/12/19	8/15/19	8/15/19	8/14/19	1000	25	2	Y	<10.0	
310	8390	1	0	B-2		Classroom B2	W1	Peeling paint at column &					PRIOR	PRIOR	8/5/19	8/9/19	8/9/19	8/7/19	700	18	2	Y	<10.0	
311	8390	1	0	B-2		Classroom B2	W3	Peeling paint at column					PRIOR	PRIOR	8/5/19	8/9/19	8/9/19	8/7/19	700	18	2	Y	<10.0	
312	8390	1	0	B2B		Classroom B2	Ceiling	No Access					PRIOR	PRIOR	8/5/19	8/9/19	8/9/19	8/7/19	700	18	2	Y	<10.0	
313	8390	1	0	B2B		Classroom B2	Floor	No Access					PRIOR	PRIOR	8/5/19	8/9/19	8/9/19	8/7/19	700	18	2	Y	<10.0	
314	8390	1	0	B2B		Classroom B2	W1	No Access					PRIOR	PRIOR	8/5/19	8/9/19	8/9/19	8/7/19	700	18	2	Y	<10.0	
315	8390	1	0	B2B		Classroom B2	W2	No Access					PRIOR	PRIOR	8/5/19	8/9/19	8/9/19	8/7/19	700	18	2	Y	<10.0	
316	8390	1	0	B2B		Classroom B2	W3	No Access					PRIOR	PRIOR	8/5/19	8/9/19	8/9/19	8/7/19	700	18	2	Y	<10.0	
317	8390	1	0	B2B		Classroom B2	W4	No Access					PRIOR	PRIOR	8/5/19	8/9/19	8/9/19	8/7/19	700	18	2	Y	<10.0	
318	8390	1	0	B-4		Classroom B4	Ceiling	Flaking paint - spreadout					PRIOR	PRIOR	7/23/19	7/29/19	7/29/19	7/27/19	700	16	2	Y	<10.0	

Fitzpatrick ES
Oversight

Task ID	ULCS#	E l e m e n t	F l o o r	Space # (on Floor Plan)	Space Type	On Site Room Name	Component	Description of Paint and Plaster Damage (i.e. cracking, chipping, gouges, holes, flaking, spalling, efflorescence.	Date Mold DDC Issued	Date Asbestos DDC Issued	Miscellaneous Items (e.g. missing/staine d ceiling tiles, steam leaks, missing lens covers, buckled floors etc.)	Date Notified Tom Sharer (FAC)	Pre-Cleaning Completed (date)	Contents Moved (date)	Work Area Prepped (date)	Surfaces Stabilized (date)	Contents Back in Place (date)	Final Inspection Approval and Photos (date)	Square Footage of Work Area	Number of Required RRP Wipes	Number of Colorimetric Wipes Used to Pass	Final Colorimetric Wipe Submitted for AAS Analysis (yes/no)	AAS Analysis Results	Other Notes or Comments
319	8390	1	0	B-4		Classroom B4	W1	Peeling paint at column					PRIOR	PRIOR	7/23/19	7/29/19	7/29/19	7/27/19	700	16	2	Y	<10.0	
320	8390	1	0	B-4		Classroom B4	W3	Peeling paint at column					PRIOR	PRIOR	7/23/19	7/29/19	7/29/19	7/27/19	700	16	2	Y	<10.0	
321	8390	1	0	B-8		Classroom B8	W1	Peeling paint at door					PRIOR	PRIOR	7/26/19	8/2/19	8/2/19	7/31/19	900	23	2	Y	<10.0	
322	8390	1	0	B-8		Classroom B8	W3	Peeling paint at column					PRIOR	PRIOR	7/26/19	8/2/19	8/2/19	7/31/19	900	23	2	Y	<10.0	
323	8390	1	0	002C		Classrooms B2 and B4	W4	Peeling paint on pipe					PRIOR	PRIOR	7/23/19	7/29/19	7/29/19	7/27/19	100	3	1	Y	<10.0	
324	8390	1	0	002C		Classrooms B2 and B4	W2	Peeling paint behind toilets					PRIOR	PRIOR	7/23/19	7/29/19	7/29/19	7/27/19	100	3	1	Y	<10.0	
325	8390	1	0	022B		Girl's Restroom	Floor	Peeling paint at toilets					PRIOR	PRIOR	8/13/19	8/16/19	8/16/19	8/14/19	250	6	1	Y	<10.0	
326	8390	1	0	022B		Girl's Restroom	W2	Peeling paint behind toilets					PRIOR	PRIOR	8/13/19	8/16/19	8/16/19	8/14/19	250	6	1	Y	<10.0	
327	8390	1	0	022B		Girl's Restroom	W3	Peeling paint at column					PRIOR	PRIOR	8/13/19	8/16/19	8/16/19	8/14/19	250	6	1	Y	<10.0	
328	8390	1	0	022B		Girl's Restroom	W4	Peeling paint behind toilets					PRIOR	PRIOR	8/13/19	8/16/19	8/16/19	8/14/19	250	6	1	Y	<10.0	
329	8390	1	0	023B		Gym	Ceiling	Peeling paint along					PRIOR	PRIOR	8/9/19	8/16/19	8/16/19	8/14/19	3200	80	8	y	<10.0	
330	8390	1	0	023B		Gym	W2	Peeling paint at columns					PRIOR	PRIOR	8/9/19	8/16/19	8/16/19	8/14/19	3200	80	8	y	<10.0	
331	8390	1	0	023B		Gym	W4	Peeling paint at columns					PRIOR	PRIOR	8/9/19	8/16/19	8/16/19	8/14/19	3200	80	8	y	<10.0	
332	8390	1	0	024B		Gym Office	Ceiling	Peeling paint on ductwork					PRIOR	PRIOR	8/9/19	8/16/19	8/16/19	8/14/19	100	3	8	y	<10.0	
333	8390	1	0	025B		Gym Storage Room	Ceiling	No Access					PRIOR	PRIOR	8/9/19	8/16/19	8/16/19	8/14/19	150	4	8	y	<10.0	
334	8390	1	0	025B		Gym Storage Room	Floor	No Access					PRIOR	PRIOR	8/9/19	8/16/19	8/16/19	8/14/19	150	4	8	y	<10.0	
335	8390	1	0	025B		Gym Storage Room	W1	No Access					PRIOR	PRIOR	8/9/19	8/16/19	8/16/19	8/14/19	150	4	8	y	<10.0	
336	8390	1	0	025B		Gym Storage Room	W2	No Access					PRIOR	PRIOR	8/9/19	8/16/19	8/16/19	8/14/19	150	4	8	y	<10.0	
337	8390	1	0	025B		Gym Storage Room	W3	No Access					PRIOR	PRIOR	8/9/19	8/16/19	8/16/19	8/14/19	150	4	8	y	<10.0	
338	8390	1	0	025B		Gym Storage Room	W4	No Access					PRIOR	PRIOR	8/9/19	8/16/19	8/16/19	8/14/19	150	4	8	y	<10.0	
339	8390	1	0	HGA		Hallway from Cafeteria to	Ceiling	Peeling paint at some					PRIOR	PRIOR	8/9/19	8/15/19	8/15/19	8/13/19	1000	25	N/A	N/A	N/A	
340	8390	1	0	HGA		Hallway from Cafeteria to	W2	Peeling paint at cafeteria					PRIOR	PRIOR	8/9/19	8/15/19	8/15/19	8/13/19	1000	25	N/A	N/A	N/A	
341	8390	1	0	HGA		Hallway from Cafeteria to	W3	No Access					PRIOR	PRIOR	8/9/19	8/15/19	8/15/19	8/13/19	1000	25	N/A	N/A	N/A	
342	8390	1	0	HGA		Hallway from Cafeteria to	W4	Peeling paint at cafeteria					PRIOR	PRIOR	8/9/19	8/15/19	8/15/19	8/13/19	1000	25	N/A	N/A	N/A	
343	8390	1	0	020B		Kindergarden Only Restroom	W3	peeling paint behind toilets					PRIOR	PRIOR	7/26/19	8/2/19	8/2/19	7/31/19	900	23	2	Y	<10.0	
344	8390	1	0	012B		Kitchen	W1	Peeling paint at column					PRIOR	PRIOR	8/1/19	8/8/19	8/8/19	8/6/19	700	18	N/A	N/A	N/A	
345	8390	1	0	012B		Kitchen	W3	Peeling paint at window					PRIOR	PRIOR	8/1/19	8/8/19	8/8/19	8/6/19	700	18	N/A	N/A	N/A	
346	8390	1	0	014C		Kitchen Storage Area/Former	Ceiling	No Access					N/A	N/A	N/A	N/A	N/A	N/A	N/A	N/A	N/A	N/A	N/A	School district decided that it did not need
347	8390	1	0	014C		Kitchen Storage Area/Former	Floor	No Access					N/A	N/A	N/A	N/A	N/A	N/A	N/A	N/A	N/A	N/A	N/A	School district decided that it did not need
348	8390	1	0	014C		Kitchen Storage Area/Former	W1	No Access					N/A	N/A	N/A	N/A	N/A	N/A	N/A	N/A	N/A	N/A	N/A	School district decided that it did not need
349	8390	1	0	014C		Kitchen Storage Area/Former	W2	No Access					N/A	N/A	N/A	N/A	N/A	N/A	N/A	N/A	N/A	N/A	N/A	School district decided that it did not need
350	8390	1	0	014C		Kitchen Storage Area/Former	W3	No Access					N/A	N/A	N/A	N/A	N/A	N/A	N/A	N/A	N/A	N/A	N/A	School district decided that it did not need
351	8390	1	0	014C		Kitchen Storage Area/Former	W4	No Access					N/A	N/A	N/A	N/A	N/A	N/A	N/A	N/A	N/A	N/A	N/A	School district decided that it did not need

Fitzpatrick ES
Oversight

Task ID	ULCS#	E l e m e n t	F l o o r	Space # (on Floor Plan)	Space Type	On Site Room Name	Component	Description of Paint and Plaster Damage (i.e. cracking, chipping, gouges, holes, flaking, spalling, efflorescence.	Date Mold DDC Issued	Date Asbestos DDC Issued	Miscellaneous Items (e.g. missing/stained ceiling tiles, steam leaks, missing lens covers, buckled floors etc.)	Date Notified Tom Sharer (FAC)	Pre-Cleaning Completed (date)	Contents Moved (date)	Work Area Prepped (date)	Surfaces Stabilized (date)	Contents Back in Place (date)	Final Inspection Approval and Photos (date)	Square Footage of Work Area	Number of Required RRP Wipes	Number of Colorimetric Wipes Used to Pass	Final Colorimetric Wipe Submitted for AAS Analysis (yes/no)	AAS Analysis Results	Other Notes or Comments
352	8390	1	0	007B		School Police Office	W2	Peeling paint at pipe					PRIOR	PRIOR	8/8/19	8/11/19	8/11/19	8/10/19	350	9	N/A	N/A	N/A	
353	8390	1	0	SG3		Stairwell from Gym to	W3	Peeling paint at right side					PRIOR	PRIOR	8/12/19	8/16/19	8/16/19	8/14/19	600	15	N/A	N/A	N/A	
354	8390	1	0	SG1		Stairwell near Classroom B-	Floor	Stair risers					PRIOR	PRIOR	8/12/19	8/16/19	8/16/19	8/14/19	600	15	N/A	N/A	N/A	
355	8390	1	0	SG1		Stairwell near Classroom B-	W1	Flaking paint					PRIOR	PRIOR	8/12/19	8/16/19	8/16/19	8/14/19	600	15	N/A	N/A	N/A	
356	8390	1	0	SG1		Stairwell near Classroom B-	W2	Flaking paint					PRIOR	PRIOR	8/12/19	8/16/19	8/16/19	8/14/19	600	15	N/A	N/A	N/A	
357	8390	1	0	SG1		Stairwell near Classroom B-	W3	Flaking paint at column					PRIOR	PRIOR	8/12/19	8/16/19	8/16/19	8/14/19	600	15	N/A	N/A	N/A	
358	8390	1	0	SG1		Stairwell near Classroom B-	W4	Flaking paint at door frame					PRIOR	PRIOR	8/12/19	8/16/19	8/16/19	8/14/19	600	15	N/A	N/A	N/A	
359	8390	1	0	SG2		Stairwell near Classroom B10 to	W3	Peeling paint door frame					PRIOR	PRIOR	8/11/19	8/15/19	8/15/19	8/13/19	600	15	N/A	N/A	N/A	
360	8390	1	0	014A		Storage Area in Cafeteria next to Food	Ceiling	No Access					N/A	N/A	N/A	N/A	N/A	N/A	N/A	N/A	N/A	N/A	N/A	School district decided that it did not need
361	8390	1	0	014A		Storage Area in Cafeteria next to Food	Floor	No Access					N/A	N/A	N/A	N/A	N/A	N/A	N/A	N/A	N/A	N/A	N/A	School district decided that it did not need
362	8390	1	0	014A		Storage Area in Cafeteria next to Food	W1	No Access					N/A	N/A	N/A	N/A	N/A	N/A	N/A	N/A	N/A	N/A	N/A	School district decided that it did not need
363	8390	1	0	014A		Storage Area in Cafeteria next to Food	W2	No Access					N/A	N/A	N/A	N/A	N/A	N/A	N/A	N/A	N/A	N/A	N/A	School district decided that it did not need
364	8390	1	0	014A		Storage Area in Cafeteria next to Food	W3	No Access					N/A	N/A	N/A	N/A	N/A	N/A	N/A	N/A	N/A	N/A	N/A	School district decided that it did not need
365	8390	1	0	014A		Storage Area in Cafeteria next to Food	W4	No Access					N/A	N/A	N/A	N/A	N/A	N/A	N/A	N/A	N/A	N/A	N/A	School district decided that it did not need
366	8390	1	0	007B2		Storage Room across from Classroom	W1	Flaking paint at front column and pipe					PRIOR	PRIOR	7/23/19	7/29/19	7/29/19	7/26/19	700	16	N/A	N/A	N/A	
367	8390	1	0	B-6		Storage Room B6	Ceiling	Peeling paint near left					PRIOR	PRIOR	7/23/19	7/29/19	7/29/19	7/26/19	700	16	N/A	N/A	N/A	
368	8390	1	0	B-6		Storage Room B6	W3	Peeling paint at columns					PRIOR	PRIOR	7/23/19	7/29/19	7/29/19	7/26/19	700	16	N/A	N/A	N/A	
369	8390	1	0	B-6A		Water Meter Room located in Storage	Floor	Debris at column					PRIOR	PRIOR	7/23/19	7/29/19	7/29/19	7/26/19	700	16	N/A	N/A	N/A	
370	8390	1	0	B-6A		Water Meter Room located in Storage	W3	Peeling paint at column					PRIOR	PRIOR	7/23/19	7/29/19	7/29/19	7/26/19	700	16	N/A	N/A	N/A	
371	8390	1	0	016B		Women's Restroom	Floor	Peeling paint behind toilets					PRIOR	PRIOR	8/8/19	8/14/19	8/14/19	8/13/19	100	2	N/A	N/A	N/A	
372	8390	1	0	016B		Women's Restroom	W2	Peeling paint					PRIOR	PRIOR	8/8/19	8/14/19	8/14/19	8/13/19	100	2	N/A	N/A	N/A	
373	8390	1	0	016B		Women's Restroom	W3	Peeling paint					PRIOR	PRIOR	8/8/19	8/14/19	8/14/19	8/13/19	100	2	N/A	N/A	N/A	
374	8390	1	0	016B		Women's Restroom	W4	Peeling paint at column					PRIOR	PRIOR	8/8/19	8/14/19	8/14/19	8/13/19	100	2	N/A	N/A	N/A	

Appendix E. Sample Results Table

Fitzpatrick ES
Sample Results

Task ID	ULCS#	E l e m e n t	F l o o r	Space # (on Floor Plan)	Space Type	On Site Room Name	Component	Description of Paint and Plaster Damage (i.e. cracking, chipping, gouges, holes, flaking, spalling, efflorescence, significant moisture damage)	Square Footage of Work Area	Number of Required RRP Wipes	Number of Colorimetric Wipes Used to Pass	Final Colorimetric Wipe Submitted for AAS Analysis (yes/no)	AAS Analysis Results	Other Notes or Comments
1	8390	1	3	301A		Book Closet across from Classroom 300	Ceiling	Peeling paint and crack in ceiling	100	3	N/A	N/A	N/A	
2	8390	1	3	301B		Boy's Restroom next to Classroom 301	Ceiling	Severe peeling paint	250	6	n/a	n/a	n/a	
3	8390	1	3	300		Classroom 300	Ceiling	Peeling paint above ceiling in coat closet	700	16	n/a	n/a	n/a	
4	8390	1	3	300		Classroom 300	W1	Flaking paint	700	16	n/a	n/a	n/a	
5	8390	1	3	300		Classroom 300	W3	Peeling paint at columns	700	16	n/a	n/a	n/a	
6	8390	1	3	301		Classroom 301	Ceiling	Coat closet	700	16	n/a	n/a	n/a	
7	8390	1	3	301		Classroom 301	W1	Flaking paint	700	16	n/a	n/a	n/a	
8	8390	1	3	301		Classroom 301	W2	Peeling paint	700	16	n/a	n/a	n/a	
9	8390	1	3	301		Classroom 301	W3	Peeling paint along bottom course at columns	700	16	n/a	n/a	n/a	
10	8390	1	3	302		Classroom 302	Ceiling	Coat closet	700	16	n/a	n/a	n/a	
11	8390	1	3	302		Classroom 302	W1	Peeling paint on wall and columns	700	16	n/a	n/a	n/a	
12	8390	1	3	302		Classroom 302	W3	Peeling paint at columns	700	16	n/a	n/a	n/a	
13	8390	1	3	303		Classroom 303	Ceiling	Flaking paint along perimeter beams	700	16	n/a	n/a	n/a	
14	8390	1	3	303		Classroom 303	W1	Peeling paint at column and pipe, severe peeling paint on ductwork	700	16	n/a	n/a	n/a	
15	8390	1	3	303		Classroom 303	W3	Peeling paint at columns	700	16	n/a	n/a	n/a	
16	8390	1	3	304		Classroom 304	Ceiling	Severe peeling paint	700	16	n/a	n/a	n/a	
17	8390	1	3	304		Classroom 304	W1	peeling paint at column	700	16	n/a	n/a	n/a	
18	8390	1	3	304		Classroom 304	W3	Peeling paint at columns	700	16	n/a	n/a	n/a	
19	8390	1	3	305		Classroom 305	Ceiling	Peeling paint at some spots, and beam	700	16	n/a	n/a	n/a	
20	8390	1	3	305		Classroom 305	W1	Peeling paint at	700	16	n/a	n/a	n/a	
21	8390	1	3	305		Classroom 305	W3	Peeling paint at columns	700	16	n/a	n/a	n/a	
22	8390	1	3	307		Classroom 307 (Special Education)	W1	Peeling paint	700	16	n/a	n/a	n/a	
23	8390	1	3	307		Classroom 307 (Special Education)	W3	Peeling paint at column	700	16	n/a	n/a	n/a	
24	8390	1	3	310		Classroom 310	Ceiling	Flaking paint - spreadout	700	16	n/a	n/a	n/a	
25	8390	1	3	310		Classroom 310	W1	Peeling paint on wall and pipe	700	16	n/a	n/a	n/a	

Fitzpatrick ES
Sample Results

Task ID	ULCS#	E l e m e n t	F l o o r	Space # (on Floor Plan)	Space Type	On Site Room Name	Component	Description of Paint and Plaster Damage (i.e. cracking, chipping, gouges, holes, flaking, spalling, efflorescence, significant moisture damage)	Square Footage of Work Area	Number of Required RRP Wipes	Number of Colorimetric Wipes Used to Pass	Final Colorimetric Wipe Submitted for AAS Analysis (yes/no)	AAS Analysis Results	Other Notes or Comments
26	8390	1	3	310		Classroom 310	W3	Peeling paint at columns	700	16	n/a	n/a	n/a	
27	8390	1	3	310A		Classroom 310 Storage Room	Ceiling	No Access	700	16	n/a	n/a	n/a	
28	8390	1	3	310A		Classroom 310 Storage Room	Floor	No Access	700	16	n/a	n/a	n/a	
29	8390	1	3	310A		Classroom 310 Storage Room	W1	No Access	700	16	n/a	n/a	n/a	
30	8390	1	3	310A		Classroom 310 Storage Room	W2	No Access	700	16	n/a	n/a	n/a	
31	8390	1	3	310A		Classroom 310 Storage Room	W3	No Access	700	16	n/a	n/a	n/a	
32	8390	1	3	310A		Classroom 310 Storage Room	W4	No Access	700	16	n/a	n/a	n/a	
33	8390	1	3	312		Classroom 312	Ceiling	Peeling paint	700	16	n/a	n/a	n/a	
34	8390	1	3	312		Classroom 312	W1	Peeling paint at column and pipe	700	16	n/a	n/a	n/a	
35	8390	1	3	312		Classroom 312	W3	Peeling paint at columns	700	16	n/a	n/a	n/a	
36	8390	1	3	314		Classroom 314	Ceiling	Peeling paint along perimeter beams	700	16	n/a	n/a	n/a	
37	8390	1	3	314		Classroom 314	W1	Peeling paint on wall and column	700	16	n/a	n/a	n/a	
38	8390	1	3	314		Classroom 314	W3	Peeling paint at columns	700	16	n/a	n/a	n/a	
39	8390	1	3	316		Classroom 316	Ceiling	Peeling paint at some spots	700	16	n/a	n/a	n/a	
40	8390	1	3	316		Classroom 316	W1	Peeling paint at columns	700	16	n/a	n/a	n/a	
41	8390	1	3	316		Classroom 316	W3	Peeling paint at columns	700	16	n/a	n/a	n/a	
42	8390	1	3	318		Classroom 318	Ceiling	Peeling paint along perimeter beam	700	16	n/a	n/a	n/a	
43	8390	1	3	318		Classroom 318	W1	Peeling paint on wall and columns	700	16	n/a	n/a	n/a	
44	8390	1	3	318		Classroom 318	W3	Peeling paint at columns	700	16	n/a	n/a	n/a	
45	8390	1	3	306		Computer Lab 306/308	Ceiling	Peeling paint on 306 side	1400	35	4	y	<10.0	
46	8390	1	3	306		Computer Lab 306/308	W1	Peeling paint at column by coat closet	1400	35	4	y	<10.0	
47	8390	1	3	306		Computer Lab 306/308	W3	Peeling paint at columns	1400	35	4	y	<10.0	
48	8390	1	3	303A		Girl's Restroom across from Classroom 312	Ceiling	Peeling paint	700	16	n/a	n/a	n/a	

Fitzpatrick ES
Sample Results

Task ID	ULCS#	E l e m e n t	F l o o r	Space # (on Floor Plan)	Space Type	On Site Room Name	Component	Description of Paint and Plaster Damage (i.e. cracking, chipping, gouges, holes, flaking, spalling, efflorescence, significant moisture damage)	Square Footage of Work Area	Number of Required RRP Wipes	Number of Colorimetric Wipes Used to Pass	Final Colorimetric Wipe Submitted for AAS Analysis (yes/no)	AAS Analysis Results	Other Notes or Comments
49	8390	1	3	303A		Girl's Restroom across from Classroom 312	W1	Flaking paint	250	6	n/a	n/a	n/a	
50	8390	1	3	303A		Girl's Restroom across from Classroom 312	W2	Flaking paint	250	6	n/a	n/a	n/a	
51	8390	1	3	303A		Girl's Restroom across from Classroom 312	W3	Peeling paint at column	250	6	n/a	n/a	n/a	
52	8390	1	3	H31A		Hallway from Classroom 300 to Home and School Room 334	Ceiling	Peeling paint - spreadout	400	10	n/a	n/a	n/a	
53	8390	1	3	H31C		Hallway from Classrooms 310 to 318	Ceiling	Severe peeling paint	400	10	n/a	n/a	n/a	
54	8390	1	3	H31B		Hallway outside Computer Lab	Ceiling	Severe peeling paint - spreadout	600	15	n/a	n/a	n/a	
55	8390	1	3	H31B		Hallway outside Computer Lab	W1	Peeling paint	600	15	n/a	n/a	n/a	
56	8390	1	3	H31B		Hallway outside Computer Lab	W3	Peeling paint	600	15	n/a	n/a	n/a	Took extra time to spackle most of the holes in third floor hallway
57	8390	1	3	304A		Home and School Room 334	Ceiling	No Access	N/A	N/A	N/A	N/A	N/A	No painting needed
58	8390	1	3	304A		Home and School Room 334	Floor	No Access	N/A	N/A	N/A	N/A	N/A	No painting needed
59	8390	1	3	304A		Home and School Room 334	W1	No Access	N/A	N/A	N/A	N/A	N/A	No painting needed
60	8390	1	3	304A		Home and School Room 334	W2	No Access	N/A	N/A	N/A	N/A	N/A	No painting needed
61	8390	1	3	304A		Home and School Room 334	W3	No Access	N/A	N/A	N/A	N/A	N/A	No painting needed
62	8390	1	3	304A		Home and School Room 334	W4	No Access	N/A	N/A	N/A	N/A	N/A	No painting needed
63	8390	1	3	303D		Men's Restroom across from Classrooms 310	Ceiling	Flaking paint	100	3	n/a	n/a	n/a	
64	8390	1	3	303D		Men's Restroom across from Classrooms 310	W2	Flaking paint	100	3	n/a	n/a	n/a	

Fitzpatrick ES
Sample Results

Task ID	ULCS#	E l e m e n t	F l o o r	Space # (on Floor Plan)	Space Type	On Site Room Name	Component	Description of Paint and Plaster Damage (i.e. cracking, chipping, gouges, holes, flaking, spalling, efflorescence, significant moisture damage)	Square Footage of Work Area	Number of Required RRP Wipes	Number of Colorimetric Wipes Used to Pass	Final Colorimetric Wipe Submitted for AAS Analysis (yes/no)	AAS Analysis Results	Other Notes or Comments
65	8390	1	3	303D		Men's Restroom across from Classrooms 310	W3	Flaking paint	100	3	n/a	n/a	n/a	
66	8390	1	3	S32		Stairwell across from Classroom 314	W2	Flaking paint	600	15	N/A	N/A	N/A	
67	8390	1	3	S32		Stairwell across from Classroom 314	W3	Flaking paint below radiator	600	15	N/A	N/A	N/A	
68	8390	1	3	S32		Stairwell across from Classroom 314	W4	Peeling paint on wall and column	600	15	N/A	N/A	N/A	
69	8390	1	3	S31		Stairwell near Classroom 300	W2	Peeling paint at column	600	15	N/A	N/A	N/A	
70	8390	1	3	S31		Stairwell near Classroom 300	W4	Peeling paint on horizontal beam	600	15	N/A	N/A	N/A	
71	8390	1	3	S33		Stairwell near Classrooms 307 and 318	Floor	Peeling paint on baseboard and stair risers	600	15	N/A	N/A	N/A	
72	8390	1	3	301C		Storage Room across from Classroom 304	Ceiling	Efflorescence, and debris on top of shelf	300	8	N/A	N/A	N/A	
73	8390	1	3	301D		Storage Room across from Classroom 304 next to Elevator	Ceiling	No Access	300	8	N/A	N/A	N/A	
74	8390	1	3	301D		Storage Room across from Classroom 304 next to Elevator	Floor	No Access	300	8	N/A	N/A	N/A	
75	8390	1	3	301D		Storage Room across from Classroom 304 next to Elevator	W1	No Access	300	8	N/A	N/A	N/A	
76	8390	1	3	301D		Storage Room across from Classroom 304 next to Elevator	W2	No Access	300	8	N/A	N/A	N/A	
77	8390	1	3	301D		Storage Room across from Classroom 304 next to Elevator	W3	No Access	300	8	N/A	N/A	N/A	
78	8390	1	3	301D		Storage Room across from Classroom 304 next to Elevator	W4	No Access	300	8	N/A	N/A	N/A	
79	8390	1	3	303CB		Teacher's Lounge Crawl Space on Right - Near	Ceiling	No Access	N/A	N/A	N/A	N/A	N/A	Still No Access

Fitzpatrick ES
Sample Results

Task ID	ULCS#	E l e m e n t	F l o o r	Space # (on Floor Plan)	Space Type	On Site Room Name	Component	Description of Paint and Plaster Damage (i.e. cracking, chipping, gouges, holes, flaking, spalling, efflorescence, significant moisture damage)	Square Footage of Work Area	Number of Required RRP Wipes	Number of Colorimetric Wipes Used to Pass	Final Colorimetric Wipe Submitted for AAS Analysis (yes/no)	AAS Analysis Results	Other Notes or Comments
80	8390	1	3	303CB		Teacher's Lounge Crawl Space on Right - Near	Floor	No Access	N/A	N/A	N/A	N/A	N/A	Still No Access
81	8390	1	3	303CB		Teacher's Lounge Crawl Space on Right - Near	W1	No Access	N/A	N/A	N/A	N/A	N/A	Still No Access
82	8390	1	3	303CB		Teacher's Lounge Crawl Space on Right - Near	W2	No Access	N/A	N/A	N/A	N/A	N/A	Still No Access
83	8390	1	3	303CB		Teacher's Lounge Crawl Space on Right - Near	W3	No Access	N/A	N/A	N/A	N/A	N/A	Still No Access
84	8390	1	3	303CB		Teacher's Lounge Crawl Space on Right - Near	W4	No Access	N/A	N/A	N/A	N/A	N/A	Still No Access
85	8390	1	2	201B		Boy's Restroom next to Classroom 201	Ceiling	Peeling paint at some spots	250	6	N/A	N/A	N/A	
86	8390	1	2	200		Classroom 200	Ceiling	Peeling paint at perimeter beam	700	16	n/a	n/a	n/a	
87	8390	1	2	200		Classroom 200	W1	Peeling paint at column and pipe	700	16	n/a	n/a	n/a	
88	8390	1	2	200		Classroom 200	W3	Peeling paint at column and pipe	700	16	n/a	n/a	n/a	
89	8390	1	2	201		Classroom 201	W1	Peeling paint at columns	700	16	N/A	N/A	N/A	
90	8390	1	2	201		Classroom 201	W3	Peeling paint at column and pipe	700	16	N/A	N/A	N/A	
91	8390	1	2	202		Classroom 202	W1	Peeling paint at column and pipe	700	16	N/A	N/A	N/A	
92	8390	1	2	202		Classroom 202	W3	Peeling paint at column and pipes	700	16	N/A	N/A	N/A	
93	8390	1	2	203		Classroom 203	W1	Peeling paint at column, ductwork, and	700	16	N/A	N/A	N/A	
94	8390	1	2	203		Classroom 203	W3	Peeling paint at columns and pipe	700	16	N/A	N/A	N/A	
95	8390	1	2	204		Classroom 204	W3	Peeling paint at middle column and pipe	700	16	n/a	n/a	n/a	
96	8390	1	2	205		Classroom 205	W3	Peeling paint at middle column	700	16	N/A	N/A	N/A	
97	8390	1	2	207		Classroom 207	W3	Peeling paint at columns and pipe	700	16	N/A	N/A	N/A	
98	8390	1	2	210		Classroom 210	Ceiling	Peeling paint along beam	700	16	n/a	n/a	n/a	
99	8390	1	2	210		Classroom 210	W1	Peeling paint at column, pipe, and	700	16	n/a	n/a	n/a	

Fitzpatrick ES
Sample Results

Task ID	ULCS#	E l e m e n t	F l o o r	Space # (on Floor Plan)	Space Type	On Site Room Name	Component	Description of Paint and Plaster Damage (i.e. cracking, chipping, gouges, holes, flaking, spalling, efflorescence, significant moisture damage)	Square Footage of Work Area	Number of Required RRP Wipes	Number of Colorimetric Wipes Used to Pass	Final Colorimetric Wipe Submitted for AAS Analysis (yes/no)	AAS Analysis Results	Other Notes or Comments
100	8390	1	2	210		Classroom 210	W3	Peeling paint at column and pipe	700	16	n/a	n/a	n/a	
101	8390	1	2	212		Classroom 212	W1	Peeling paint at column and pipe	700	16	n/a	n/a	n/a	
102	8390	1	2	212		Classroom 212	W3	Peeling paint at columns and pipes	700	16	n/a	n/a	n/a	
103	8390	1	2	214		Classroom 214	W1	Peeling paint at columns	700	16	n/a	n/a	n/a	
104	8390	1	2	214		Classroom 214	W3	Peeling paint at columns	700	16	n/a	n/a	n/a	
105	8390	1	2	216		Classroom 216	W1	Peeling paint at	700	16	n/a	n/a	n/a	
106	8390	1	2	216		Classroom 216	W3	Peeling paint at columns and pipe	700	16	n/a	n/a	n/a	
107	8390	1	2	218		Classroom 218	W1	Peeling paint on fiberglass pipe insulation	700	16	n/a	n/a	n/a	
108	8390	1	2	218		Classroom 218	W3	Peeling paint at middle column	700	16	n/a	n/a	n/a	
109	8390	1	2	203A		Girl's Restroom across from Classroom 212	Ceiling	Peeling paint near the doorway	250	6	N/A	N/A	N/A	
110	8390	1	2	203A		Girl's Restroom across from Classroom 212	W3	Severe peeling paint at column	250	6	N/A	N/A	N/A	
111	8390	1	2	H21B		Hallway outside IMC 206/208	Ceiling	Flaking paint at light fixture	400	10	N/A	N/A	N/A	
112	8390	1	2	208		Library	W1	Peeling paint at columns	1400	35	4	Y	<10.0	
113	8390	1	2	208		Library	W3	Peeling paint at columns	1400	35	4	Y	<10.0	
114	8390	1	2	208A		Library Storage Room	Ceiling	Peeling paint	1400	35	4	Y	<10.0	
115	8390	1	2	203D		Men's Restroom across from Classroom 210	W4	Peeling paint on pipe	700	16	N/A	N/A	N/A	
116	8390	1	2	201D		Room 204-A Speech Office	W4	Peeling paint on pipe	250	6	N/A	N/A	N/A	
117	8390	1	2	S21		Stairwell near Classroom 200	W1	Flaking paint	600	15	N/A	N/A	N/A	
118	8390	1	2	S21		Stairwell near Classroom 200	W2	Flaking paint	600	15	N/A	N/A	N/A	
119	8390	1	2	S21		Stairwell near Classroom 200	W3	Flaking paint	600	15	N/A	N/A	N/A	
120	8390	1	2	S21		Stairwell near Classroom 200	W4	Flaking paint	600	15	N/A	N/A	N/A	

Fitzpatrick ES
Sample Results

Task ID	ULCS#	E l e m e n t	F l o o r	Space # (on Floor Plan)	Space Type	On Site Room Name	Component	Description of Paint and Plaster Damage (i.e. cracking, chipping, gouges, holes, flaking, spalling, efflorescence, significant moisture damage)	Square Footage of Work Area	Number of Required RRP Wipes	Number of Colorimetric Wipes Used to Pass	Final Colorimetric Wipe Submitted for AAS Analysis (yes/no)	AAS Analysis Results	Other Notes or Comments
121	8390	1	2	S23		Stairwell near Classrooms 207 and 218	W3	Peeling paint	600	15	N/A	N/A	N/A	
122	8390	1	2	S23		Stairwell near Classrooms 207 and 218	W4	Peeling paint at column	600	15	N/A	N/A	N/A	
123	8390	1	2	S22		Stairwell near Classrooms 212 and 214	W1	Peeling paint at door	600	15	N/A	N/A	N/A	
124	8390	1	2	S22		Stairwell near Classrooms 212 and 214	W3	Peeling paint on wall, radiator and pipe	600	15	N/A	N/A	N/A	
125	8390	1	2	S22		Stairwell near Classrooms 212 and 214	W4	Peeling paint on wall and column	600	15	N/A	N/A	N/A	
126	8390	1	2	201C		Storage Room across from Classroom 204	Floor	Debris under window	100	2	N/A	N/A	N/A	
127	8390	1	2	203B		Women's Restroom across from Classroom 212	W1	Flaking paint above door	100	2	N/A	N/A	N/A	
128	8390	2	1	HA2		Annex Hallway from Classrooms 9 to 11	W2	Peeling paint on column at Classroom 12 entrance	1000	25	N/A	N/A	N/A	
129	8390	2	1	HA2		Annex Hallway from Classrooms 9 to 11	W4	Peeling paint on column at Classroom 11 entrance	1000	25	N/A	N/A	N/A	
130	8390	2	1	005G		Area 5 - Copy/Fax Area	W3	Chipping paint	100	2	N/A	N/A	N/A	
131	8390	2	1	005F		Area 5 - General Office Space between Storage and Copy Area	Ceiling	No Access	100	2	N/A	N/A	N/A	
132	8390	2	1	005F		Area 5 - General Office Space between Storage and Copy Area	Floor	No Access	100	2	N/A	N/A	N/A	
133	8390	2	1	005F		Area 5 - General Office Space between Storage and Copy Area	W1	No Access	100	2	N/A	N/A	N/A	
134	8390	2	1	005F		Area 5 - General Office Space between Storage and Copy Area	W2	No Access	100	2	N/A	N/A	N/A	

Fitzpatrick ES
Sample Results

Task ID	ULCS#	E l e m e n t	F l o o r	Space # (on Floor Plan)	Space Type	On Site Room Name	Component	Description of Paint and Plaster Damage (i.e. cracking, chipping, gouges, holes, flaking, spalling, efflorescence, significant moisture damage)	Square Footage of Work Area	Number of Required RRP Wipes	Number of Colorimetric Wipes Used to Pass	Final Colorimetric Wipe Submitted for AAS Analysis (yes/no)	AAS Analysis Results	Other Notes or Comments
135	8390	2	1	005F		Area 5 - General Office Space between Storage and Copy Area	W3	No Access	100	2	N/A	N/A	N/A	
136	8390	2	1	005F		Area 5 - General Office Space between Storage and Copy Area	W4	No Access	100	2	N/A	N/A	N/A	
137	8390	2	1	005A		Area 5 - General Office Space in Center (Hallway	W3	Chipping paint	100	2	N/A	N/A	N/A	
138	8390	2	1	5		Area 5 - General Office Space in Corner (Hallway	Ceiling	No Access	100	2	N/A	N/A	N/A	
139	8390	2	1	5		Area 5 - General Office Space in Corner (Hallway	Floor	No Access	100	2	N/A	N/A	N/A	
140	8390	2	1	5		Area 5 - General Office Space in Corner (Hallway	W1	No Access	100	2	N/A	N/A	N/A	
141	8390	2	1	5		Area 5 - General Office Space in Corner (Hallway	W2	No Access	100	2	N/A	N/A	N/A	
142	8390	2	1	5		Area 5 - General Office Space in Corner (Hallway	W3	No Access	100	2	N/A	N/A	N/A	
143	8390	2	1	5		Area 5 - General Office Space in Corner (Hallway	W4	No Access	100	2	N/A	N/A	N/A	
144	8390	2	1	005H		Area 5 - General Office Space in Corner next to Copy Area	W4	Peeling paint	100	2	N/A	N/A	N/A	
145	8390	2	1	005I		Area 5 - Hallway	W1	Peeling paint	200	4	N/A	N/A	N/A	
146	8390	2	1	005I		Area 5 - Hallway	W3	Peeling paint	200	4	N/A	N/A	N/A	
147	8390	2	1	005D		Area 5 Restroom next to Storage	Ceiling	No Access	50	1	N/A	N/A	N/A	
148	8390	2	1	005D		Area 5 Restroom next to Storage	Floor	No Access	50	1	N/A	N/A	N/A	
149	8390	2	1	005D		Area 5 Restroom next to Storage	W1	No Access	50	1	N/A	N/A	N/A	
150	8390	2	1	005D		Area 5 Restroom next to Storage	W2	No Access	50	1	N/A	N/A	N/A	
151	8390	2	1	005D		Area 5 Restroom next to Storage	W3	No Access	50	1	N/A	N/A	N/A	

Fitzpatrick ES
Sample Results

Task ID	ULCS#	E l e m e n t	F l o o r	Space # (on Floor Plan)	Space Type	On Site Room Name	Component	Description of Paint and Plaster Damage (i.e. cracking, chipping, gouges, holes, flaking, spalling, efflorescence, significant moisture damage)	Square Footage of Work Area	Number of Required RRP Wipes	Number of Colorimetric Wipes Used to Pass	Final Colorimetric Wipe Submitted for AAS Analysis (yes/no)	AAS Analysis Results	Other Notes or Comments
152	8390	2	1	005D		Area 5 Restroom next to Storage	W4	No Access	50	1	N/A	N/A	N/A	
153	8390	2	1	005E		Area 5 Storage	Ceiling	No Access	100	2	N/A	N/A	N/A	
154	8390	2	1	005E		Area 5 Storage	Floor	No Access	100	2	N/A	N/A	N/A	
155	8390	2	1	005E		Area 5 Storage	W1	No Access	100	2	N/A	N/A	N/A	
156	8390	2	1	005E		Area 5 Storage	W2	No Access	100	2	N/A	N/A	N/A	
157	8390	2	1	005E		Area 5 Storage	W3	No Access	100	2	N/A	N/A	N/A	
158	8390	2	1	005E		Area 5 Storage	W4	No Access	100	2	N/A	N/A	N/A	
159	8390	2	1	006A		Area 6 - Copy/Fax Area	W4	Chipping paint	100	2	N/A	N/A	N/A	
160	8390	2	1	006G		Area 6 - General Office Space in Corner (Hallway	W3	Chipping paint to the right of door	100	2	N/A	N/A	N/A	
161	8390	2	1	006F		Area 6 - General Office Space next to Entrance	W3	Chipping paint	100	2	N/A	N/A	N/A	
162	8390	2	1	006I		Area 6 - Water heater room by	W3	Peeling paint along the bottom of the wall	100	2	N/A	N/A	N/A	
163	8390	2	1	006C		Area 6 Storage with blue door	Floor	Peeling paint on metal floor hatch	100	2	N/A	N/A	N/A	
164	8390	1	1	115		Auditorium	W1	Peeling paint on wall tiles	1600	40	4	Y	10.25	
165	8390	1	1	115		Auditorium	W4	Peeling paint near exit doors by stage	1600	40	4	Y	10.25	
166	8390	1	1	115 STAGE		Auditorium Stage	Ceiling	Peeling paint on ductwork	1400	35	N/A	N/A	N/A	
167	8390	1	1	115 STAGE		Auditorium Stage	W1	Peeling paint on columns on either side	1400	35	N/A	N/A	N/A	
168	8390	1	1	101A		Book Closet across from Classroom 109	Ceiling	No Access	N/A	N/A	N/A	N/A	N/A	School District decided it does not need work
169	8390	1	1	101A		Book Closet across from Classroom 109	Floor	No Access	N/A	N/A	N/A	N/A	N/A	School District decided it does not need work
170	8390	1	1	101A		Book Closet across from Classroom 109	W1	No Access	N/A	N/A	N/A	N/A	N/A	School District decided it does not need work

Fitzpatrick ES
Sample Results

Task ID	ULCS#	E l e m e n t	F l o o r	Space # (on Floor Plan)	Space Type	On Site Room Name	Component	Description of Paint and Plaster Damage (i.e. cracking, chipping, gouges, holes, flaking, spalling, efflorescence, significant moisture damage)	Square Footage of Work Area	Number of Required RRP Wipes	Number of Colorimetric Wipes Used to Pass	Final Colorimetric Wipe Submitted for AAS Analysis (yes/no)	AAS Analysis Results	Other Notes or Comments
171	8390	1	1	101A		Book Closet across from Classroom 109	W2	No Access	N/A	N/A	N/A	N/A	N/A	School District decided it does not need work
172	8390	1	1	101A		Book Closet across from Classroom 109	W3	No Access	N/A	N/A	N/A	N/A	N/A	School District decided it does not need work
173	8390	1	1	101A		Book Closet across from Classroom 109	W4	No Access	N/A	N/A	N/A	N/A	N/A	School District decided it does not need work
174	8390	1	1	121		Boy's Restroom across from Classroom 106	Ceiling	Peeling paint at some spots and pipe	250	6	1	Y	<10.0	
175	8390	1	1	121		Boy's Restroom across from Classroom 106	Floor	Peeling paint	250	6	1	Y	<10.0	
176	8390	1	1	121		Boy's Restroom across from Classroom 106	W1	Flaking paint	250	6	1	Y	<10.0	
177	8390	1	1	121		Boy's Restroom across from Classroom 106	W3	Peeling paint at column	250	6	1	Y	<10.0	
178	8390	1	1	121		Boy's Restroom across from Classroom 106	W4	Flaking paint behind toilets	250	6	1	Y	<10.0	
179	8390	2	1	10		Classroom 10	W1	Peeling paint on wall and door	900	23	2	Y	<10.0	
180	8390	2	1	10		Classroom 10	W2	Peeling paint	900	23	2	Y	<10.0	
181	8390	2	1	10		Classroom 10	W3	Peeling paint on Univentilator	900	23	2	Y	<10.0	
182	8390	2	1	10		Classroom 10	W4	Peeling paint	900	23	2	Y	<10.0	
183	8390	2	1	010C		Classroom 10 Closet/Storage with blue door	Ceiling	No Access	900	23	2	Y	<10.0	
184	8390	2	1	010C		Classroom 10 Closet/Storage with blue door	Floor	No Access	900	23	2	Y	<10.0	
185	8390	2	1	010C		Classroom 10 Closet/Storage with blue door	W1	No Access	900	23	2	Y	<10.0	

Fitzpatrick ES
Sample Results

Task ID	ULCS#	E l e m e n t	F l o o r	Space # (on Floor Plan)	Space Type	On Site Room Name	Component	Description of Paint and Plaster Damage (i.e. cracking, chipping, gouges, holes, flaking, spalling, efflorescence, significant moisture damage)	Square Footage of Work Area	Number of Required RRP Wipes	Number of Colorimetric Wipes Used to Pass	Final Colorimetric Wipe Submitted for AAS Analysis (yes/no)	AAS Analysis Results	Other Notes or Comments
186	8390	2	1	010C		Classroom 10 Closet/Storage with blue door	W2	No Access	900	23	2	Y	<10.0	
187	8390	2	1	010C		Classroom 10 Closet/Storage with blue door	W3	No Access	900	23	2	Y	<10.0	
188	8390	2	1	010C		Classroom 10 Closet/Storage with blue door	W4	No Access	900	23	2	Y	<10.0	
189	8390	2	1	010A		Classroom 10 Restroom	W2	Peeling paint	900	23	2	Y	<10.0	
190	8390	2	1	010A		Classroom 10 Restroom	W4	Peeling paint	900	23	2	Y	<10.0	
191	8390	2	1	010B		Classroom 10 Storage/Computer Server Room	W2	Peeling paint	900	23	2	Y	<10.0	
192	8390	1	1	100		Classroom 100	Ceiling	Peeling paint at some spots and beam	700	16	2	yes	<10.0	
193	8390	1	1	100		Classroom 100	W3	Peeling paint at column and pipe	700	16	2	yes	<10.0	
194	8390	1	1	101		Classroom 101	W3	Peeling paint on column and pipes	700	16	2	yes	<10.0	
195	8390	1	1	102		Classroom 102	W1	Peeling paint at	700	16	2	yes	<10.0	
196	8390	1	1	102		Classroom 102	W3	Peeling paint at column and pipe	700	16	2	yes	<10.0	
197	8390	1	1	102A		Classroom 102 Closet	Ceiling	No Access	700	16	2	yes	<10.0	
198	8390	1	1	102A		Classroom 102 Closet	Floor	No Access	700	16	2	yes	<10.0	
199	8390	1	1	102A		Classroom 102 Closet	W1	No Access	700	16	2	yes	<10.0	
200	8390	1	1	102A		Classroom 102 Closet	W2	No Access	700	16	2	yes	<10.0	
201	8390	1	1	102A		Classroom 102 Closet	W3	No Access	700	16	2	yes	<10.0	
202	8390	1	1	102A		Classroom 102 Closet	W4	No Access	700	16	2	yes	<10.0	
203	8390	1	1	103		Classroom 103	W1	Peeling paint on column, ductwork and pipe	700	16	2	yes	<10.0	
204	8390	1	1	103		Classroom 103	W3	Peeling paint at columns and pipes	700	16	2	yes	<10.0	
205	8390	1	1	104		Classroom 104	Ceiling	Flaking paint	700	16	2	yes	<10.0	
206	8390	1	1	104		Classroom 104	W1	Peeling paint on wall and ductwork	700	16	2	yes	<10.0	

Fitzpatrick ES
Sample Results

Task ID	ULCS#	E l e m e n t	F l o o r	Space # (on Floor Plan)	Space Type	On Site Room Name	Component	Description of Paint and Plaster Damage (i.e. cracking, chipping, gouges, holes, flaking, spalling, efflorescence, significant moisture damage)	Square Footage of Work Area	Number of Required RRP Wipes	Number of Colorimetric Wipes Used to Pass	Final Colorimetric Wipe Submitted for AAS Analysis (yes/no)	AAS Analysis Results	Other Notes or Comments
207	8390	1	1	104		Classroom 104	W3	Peeling paint at columns and pipe	700	16	2	yes	<10.0	
208	8390	1	1	104A		Classroom 104 Storage	Ceiling	No Access	700	16	2	yes	<10.0	
209	8390	1	1	104A		Classroom 104 Storage	Floor	No Access	700	16	2	yes	<10.0	
210	8390	1	1	104A		Classroom 104 Storage	W1	No Access	700	16	2	yes	<10.0	
211	8390	1	1	104A		Classroom 104 Storage	W2	No Access	700	16	2	yes	<10.0	
212	8390	1	1	104A		Classroom 104 Storage	W3	No Access	700	16	2	yes	<10.0	
213	8390	1	1	104A		Classroom 104 Storage	W4	No Access	700	16	2	yes	<10.0	
214	8390	1	1	105		Classroom 105	W1	Peeling paint at column and wall	700	16	2	yes	<10.0	
215	8390	1	1	105		Classroom 105	W3	Peeling paint at columns and pipes	700	16	2	yes	<10.0	
216	8390	1	1	106		Classroom 106	Ceiling	Peeling paint at couple of spots	700	16	2	yes	<10.0	
217	8390	1	1	106		Classroom 106	W1	Peeling paint on wall, pipe, and columns	700	16	2	yes	<10.0	
218	8390	1	1	106		Classroom 106	W3	Peeling paint at columns and pipe	700	16	2	yes	<10.0	
219	8390	1	1	107		Classroom 107	W3	Peeling paint at columns	700	16	2	yes	<10.0	
220	8390	1	1	108		Classroom 108	Ceiling	Peeling paint at some spots	700	16	2	Y	<10.0	
221	8390	1	1	108		Classroom 108	W1	Peeling paint on wall, column and pipe	700	16	2	Y	<10.0	
222	8390	1	1	108		Classroom 108	W3	Peeling paint at columns and pipe	700	16	2	Y	<10.0	
223	8390	1	1	109		Classroom 109	W3	Peeling paint on column and pipe	700	16	2	yes	<10.0	
224	8390	2	1	11A		Classroom 11	W2	Peeling paint	900	23	2	Y	<10.0	
225	8390	2	1	11A		Classroom 11	W3	Peeling paint on wall, control panel and Univentilator	900	23	2	Y	<10.0	
226	8390	2	1	11A		Classroom 11	W4	Peeling paint	900	23	2	Y	<10.0	
227	8390	2	1	011B		Classroom 11 Closet/Storage with blue door	Ceiling	No Access	900	23	2	Y	<10.0	
228	8390	2	1	011B		Classroom 11 Closet/Storage with blue door	Floor	No Access	900	23	2	Y	<10.0	

Fitzpatrick ES
Sample Results

Task ID	ULCS#	E l e m e n t	F l o o r	Space # (on Floor Plan)	Space Type	On Site Room Name	Component	Description of Paint and Plaster Damage (i.e. cracking, chipping, gouges, holes, flaking, spalling, efflorescence, significant moisture damage)	Square Footage of Work Area	Number of Required RRP Wipes	Number of Colorimetric Wipes Used to Pass	Final Colorimetric Wipe Submitted for AAS Analysis (yes/no)	AAS Analysis Results	Other Notes or Comments
229	8390	2	1	011B		Classroom 11 Closet/Storage with blue door	W1	No Access	900	23	2	Y	<10.0	
230	8390	2	1	011B		Classroom 11 Closet/Storage with blue door	W2	No Access	900	23	2	Y	<10.0	
231	8390	2	1	011B		Classroom 11 Closet/Storage with blue door	W3	No Access	900	23	2	Y	<10.0	
232	8390	2	1	011B		Classroom 11 Closet/Storage with blue door	W4	No Access	900	23	2	Y	<10.0	
233	8390	2	1	011C		Classroom 11 Restroom	W2	Peeling paint behind toilets	900	23	2	Y	<10.0	
234	8390	2	1	011E		Classroom 11 Water heater room at entrance	W4	Peeling paint above heater	900	23	2	Y	<10.0	
235	8390	1	1	110		Classroom 110	W1	Peeling paint at column and pipe	700	16	2	N/A	N/A	
236	8390	1	1	110		Classroom 110	W3	Peeling paint at column and pipe	700	16	2	N/A	N/A	
237	8390	1	1	112		Classroom 112	W1	Peeling paint at column and pipe	700	16	2	Y	<10.0	
238	8390	1	1	112		Classroom 112	W3	Peeling paint at columns and pipes	700	16	2	Y	<10.0	
239	8390	2	1	012A		Classroom 12A	W1	Peeling paint at restroom	900	23	2	Y	<10.0	
240	8390	2	1	012A		Classroom 12A	W2	Peeling paint - spreadout	900	23	2	Y	<10.0	
241	8390	2	1	012A		Classroom 12A	W3	Peeling paint - spreadout	900	23	2	Y	<10.0	
242	8390	2	1	9		Classroom 9	Ceiling	Cracking paint at beam	900	23	2	Y	<10.0	
243	8390	2	1	9		Classroom 9	W1	Peeling paint	900	23	2	Y	<10.0	
244	8390	2	1	9		Classroom 9	W3	Peeling paint on Univentilator	900	23	2	Y	<10.0	
245	8390	2	1	9		Classroom 9	W4	Peeling paint at left corner	900	23	2	Y	<10.0	
246	8390	2	1	009B		Classroom 9 Closet/Storage with blue door	Ceiling	Peeling paint	900	23	2	Y	<10.0	
247	8390	2	1	009B		Classroom 9 Closet/Storage with blue door	W1	Severe peeling paint, damaged drywall	900	23	2	Y	<10.0	
248	8390	2	1	009C		Classroom 9 Storage	Ceiling	No Access	900	23	2	Y	<10.0	
249	8390	2	1	009C		Classroom 9 Storage	Floor	No Access	900	23	2	Y	<10.0	
250	8390	2	1	009C		Classroom 9 Storage	W1	No Access	900	23	2	Y	<10.0	

Fitzpatrick ES
Sample Results

Task ID	ULCS#	E l e m e n t	F l o o r	Space # (on Floor Plan)	Space Type	On Site Room Name	Component	Description of Paint and Plaster Damage (i.e. cracking, chipping, gouges, holes, flaking, spalling, efflorescence, significant moisture damage)	Square Footage of Work Area	Number of Required RRP Wipes	Number of Colorimetric Wipes Used to Pass	Final Colorimetric Wipe Submitted for AAS Analysis (yes/no)	AAS Analysis Results	Other Notes or Comments
251	8390	2	1	009C		Classroom 9 Storage	W2	No Access	900	23	2	Y	<10.0	
252	8390	2	1	009C		Classroom 9 Storage	W3	No Access	900	23	2	Y	<10.0	
253	8390	2	1	009C		Classroom 9 Storage	W4	No Access	900	23	2	Y	<10.0	
254	8390	1	1	101B		Closet across from Main Office next to Classroom 101	Ceiling	No Access	N/A	N/A	N/A	N/A	N/A	School District determined no work
255	8390	1	1	101B		Closet across from Main Office next to Classroom 101	Floor	No Access	N/A	N/A	N/A	N/A	N/A	School District determined no work
256	8390	1	1	101B		Closet across from Main Office next to Classroom 101	W1	No Access	N/A	N/A	N/A	N/A	N/A	School District determined no work
257	8390	1	1	101B		Closet across from Main Office next to Classroom 101	W2	No Access	N/A	N/A	N/A	N/A	N/A	School District determined no work
258	8390	1	1	101B		Closet across from Main Office next to Classroom 101	W3	No Access	N/A	N/A	N/A	N/A	N/A	School District determined no work
259	8390	1	1	101B		Closet across from Main Office next to Classroom 101	W4	No Access	N/A	N/A	N/A	N/A	N/A	School District determined no work
260	8390	1	1	101C		Girl's Restroom across from Main Office	Ceiling	Peeling paint at some spots	250	6	1	Y	<10.0	
261	8390	1	1	101C		Girl's Restroom across from Main Office	W3	Severe peeling paint at column	250	6	1	Y	<10.0	
262	8390	1	1	H11E		Hallway along left side of Auditorium from across Main Office to Stage	Ceiling	Peeling paint along left side	1100	28	N/A	N/A	N/A	
263	8390	1	1	H11D		Hallway along right side of Auditorium from across Classroom 104 to Stage	Ceiling	Peeling paint at drain pipe by stage	1100	28	N/A	N/A	N/A	
264	8390	1	1	H11C		Hallway from Classroom 104 to Classroom 112	Ceiling	Peeling paint at divider at Room 106	1100	28	N/A	N/A	N/A	

Fitzpatrick ES
Sample Results

Task ID	ULCS#	E l e m e n t	F l o o r	Space # (on Floor Plan)	Space Type	On Site Room Name	Component	Description of Paint and Plaster Damage (i.e. cracking, chipping, gouges, holes, flaking, spalling, efflorescence, significant moisture damage)	Square Footage of Work Area	Number of Required RRP Wipes	Number of Colorimetric Wipes Used to Pass	Final Colorimetric Wipe Submitted for AAS Analysis (yes/no)	AAS Analysis Results	Other Notes or Comments
265	8390	1	1	H11C		Hallway from Classroom 104 to Classroom 112	W2	Flaking paint on metal poster supports	1100	28	N/A	N/A	N/A	
266	8390	1	1	H11C		Hallway from Classroom 104 to Classroom 112	W4	Flaking paint on metal poster supports	1100	28	N/A	N/A	N/A	
267	8390	2	1	12		Lobby Entrance to Kitchen and Classroom 12A	W2	Peeling paint on drywall	200	4	N/A	N/A	N/A	
268	8390	2	1	12		Lobby Entrance to Kitchen and Classroom 12A	W3	Peeling paint at control panel	200	4	N/A	N/A	N/A	
269	8390	1	1	MEL		Main Entrance Lobby	W1	Peeling paint on doors	250	6	N/A	N/A	N/A	
270	8390	1	1	116		Nurse's Office	W2	Peeling paint on column and pipe	500	13	2	Y	<10.0	
271	8390	1	1	116B		Nurses' Office Closet	W2	Peeling paint at hook rack	500	13	2	Y	<10.0	
272	8390	2	1	008B		Parent Workshop Room Women's Restroom	W4	Peeling paint at soap dispenser	100	2	N/A	N/A	N/A	
273	8390	1	1	124		Principal's Office	W3	Peeling paint on pipe	100	2	N/A	N/A	N/A	
274	8390	1	1	117		Psychologist's Office 119	W2	Peeling paint on radiator cover	500	13	N/A	N/A	N/A	
275	8390	1	1	117		Psychologist's Office 119	W4	Peeling paint along bottom of the wall	500	13	N/A	N/A	N/A	
276	8390	1	1	S14		Stairwell from Hallway along left side of Auditorium near Stage to the Outdoors	W1	Peeling paint on door	250	6	N/A	N/A	N/A	
277	8390	1	1	S14		Stairwell from Hallway along left side of Auditorium near Stage to the Outdoors	W2	Peeling paint	250	6	N/A	N/A	N/A	
278	8390	1	1	S14		Stairwell from Hallway along left side of Auditorium near Stage to the Outdoors	W4	Peeling paint	250	6	N/A	N/A	N/A	
279	8390	1	1	S11		Stairwell near Classroom 109	W2	Peeling paint on wall and column	600	15	N/A	N/A	N/A	
280	8390	1	1	S11		Stairwell near Classroom 109	W4	Peeling paint	600	15	N/A	N/A	N/A	

Fitzpatrick ES
Sample Results

Task ID	ULCS#	E l e m e n t	F l o o r	Space # (on Floor Plan)	Space Type	On Site Room Name	Component	Description of Paint and Plaster Damage (i.e. cracking, chipping, gouges, holes, flaking, spalling, efflorescence, significant moisture damage)	Square Footage of Work Area	Number of Required RRP Wipes	Number of Colorimetric Wipes Used to Pass	Final Colorimetric Wipe Submitted for AAS Analysis (yes/no)	AAS Analysis Results	Other Notes or Comments
281	8390	1	1	S12		Stairwell near Classrooms 106 and 108	Ceiling	Peeling paint	600	15	N/A	N/A	N/A	
282	8390	1	1	S12		Stairwell near Classrooms 106 and 108	W1	Peeling paint on door	600	15	N/A	N/A	N/A	
283	8390	1	1	S12		Stairwell near Classrooms 106 and 108	W2	Flaking paint	600	15	N/A	N/A	N/A	
284	8390	1	1	S12		Stairwell near Classrooms 106 and 108	W4	Peeling paint on wall and column	600	15	N/A	N/A	N/A	
285	8390	1	1	S13		Stairwell near Classrooms 107 and 112	W1	Peeling paint at door	600	15	N/A	N/A	N/A	
286	8390	1	1	S13		Stairwell near Classrooms 107 and 112	W2	Flaking paint	600	15	N/A	N/A	N/A	
287	8390	1	1	S13		Stairwell near Classrooms 107 and 112	W3	Flaking paint	600	15	N/A	N/A	N/A	
288	8390	1	1	111		Storage and Mechanical Room in Hall for Auditorium	Floor	Needs repaint	100	2	N/A	N/A	N/A	
289	8390	1	1	100A		Storage Room adjacent to Main Entrance Lobby	Floor	Debris at pipe along left wall2	100	2	N/A	N/A	N/A	
290	8390	1	1	119		Women's Restroom near Classroom 106	Ceiling	Peeling paint at pipe penetration	100	2	N/A	N/A	N/A	
291	8390	1	0	018B		Boy's Restroom across from Kitchen	Ceiling	Peeling paint on ceiling and ductwork	250	6	1	Y	<10.0	
292	8390	1	0	018B		Boy's Restroom across from Kitchen	W1	Peeling paint at column	250	6	1	Y	<10.0	
293	8390	1	0	018B		Boy's Restroom across from Kitchen	W2	Peeling paint at toilets	250	6	1	Y	<10.0	
294	8390	1	0	018B		Boy's Restroom across from Kitchen	W3	Peeling paint at column	250	6	1	Y	<10.0	
295	8390	1	0	010B		Cafeteria	Ceiling	Peeling paint on ceiling and ductwork	1400	35	4	Y	<10.0	
296	8390	1	0	010B		Cafeteria	W1	Peeling paint	1400	35	4	Y	<10.0	
297	8390	1	0	010B		Cafeteria	W2	Peeling paint	1400	35	4	Y	<10.0	
298	8390	1	0	010B		Cafeteria	W3	Peeling paint	1400	35	4	Y	<10.0	
299	8390	1	0	010B		Cafeteria	W4	Peeling paint on wall and columns	1400	35	4	Y	<10.0	
300	8390	1	0	B-1		Classroom B1	W1	Peeling paint at columns	900	23	2	Y	<10.0	

Fitzpatrick ES
Sample Results

Task ID	ULCS#	E l e m e n t	F l o o r	Space # (on Floor Plan)	Space Type	On Site Room Name	Component	Description of Paint and Plaster Damage (i.e. cracking, chipping, gouges, holes, flaking, spalling, efflorescence, significant moisture damage)	Square Footage of Work Area	Number of Required RRP Wipes	Number of Colorimetric Wipes Used to Pass	Final Colorimetric Wipe Submitted for AAS Analysis (yes/no)	AAS Analysis Results	Other Notes or Comments
301	8390	1	0	B-1		Classroom B1	W4	Peeling paint at columns	900	23	2	Y	<10.0	
302	8390	1	0	B-1A		Classroom B1 Closet/Storage	Ceiling	Peeling paint	900	23	2	Y	<10.0	
303	8390	1	0	B-1B		Classroom B1 Coatroom	W2	Peeling paint at the top, and pipe	900	23	2	Y	<10.0	
304	8390	1	0	005B		Classroom B1 Restroom	W2	Peeling paint on the back side of the pipe	900	23	2	Y	<10.0	
305	8390	1	0	005B		Classroom B1 Restroom	W3	Peeling paint behind pipe	900	23	2	Y	<10.0	
306	8390	1	0	005B		Classroom B1 Restroom	W4	peeling paint behind toilets	900	23	2	Y	<10.0	
307	8390	1	0	020B		Classroom B10 (Music Room)	W1	Peeling paint at column	1000	25	2	Y	<10.0	
308	8390	1	0	020B		Classroom B10 (Music Room)	W2	Efflorescence	1000	25	2	Y	<10.0	
309	8390	1	0	020B		Classroom B10 (Music Room)	W3	Peeling paint at column	1000	25	2	Y	<10.0	
310	8390	1	0	B-2		Classroom B2	W1	Peeling paint at column & pipe	700	18	2	Y	<10.0	
311	8390	1	0	B-2		Classroom B2	W3	Peeling paint at	700	18	2	Y	<10.0	
312	8390	1	0	B2B		Classroom B2 Closet/Storage	Ceiling	No Access	700	18	2	Y	<10.0	
313	8390	1	0	B2B		Classroom B2 Closet/Storage	Floor	No Access	700	18	2	Y	<10.0	
314	8390	1	0	B2B		Classroom B2 Closet/Storage	W1	No Access	700	18	2	Y	<10.0	
315	8390	1	0	B2B		Classroom B2 Closet/Storage	W2	No Access	700	18	2	Y	<10.0	
316	8390	1	0	B2B		Classroom B2 Closet/Storage	W3	No Access	700	18	2	Y	<10.0	
317	8390	1	0	B2B		Classroom B2 Closet/Storage	W4	No Access	700	18	2	Y	<10.0	
318	8390	1	0	B-4		Classroom B4	Ceiling	Flaking paint - spreadout	700	16	2	Y	<10.0	
319	8390	1	0	B-4		Classroom B4	W1	Peeling paint at column and pipe	700	16	2	Y	<10.0	
320	8390	1	0	B-4		Classroom B4	W3	Peeling paint at	700	16	2	Y	<10.0	
321	8390	1	0	B-8		Classroom B8	W1	Peeling paint at door	900	23	2	Y	<10.0	
322	8390	1	0	B-8		Classroom B8	W3	Peeling paint at	900	23	2	Y	<10.0	
323	8390	1	0	002C		Classrooms B2 and B4 Restroom	W4	Peeling paint on pipe	100	3	1	Y	<10.0	
324	8390	1	0	002C		Classrooms B2 and B4 Restroom	W2	Peeling paint behind toilets	100	3	1	Y	<10.0	

Fitzpatrick ES
Sample Results

Task ID	ULCS#	E l e m e n t	F l o o r	Space # (on Floor Plan)	Space Type	On Site Room Name	Component	Description of Paint and Plaster Damage (i.e. cracking, chipping, gouges, holes, flaking, spalling, efflorescence, significant moisture damage)	Square Footage of Work Area	Number of Required RRP Wipes	Number of Colorimetric Wipes Used to Pass	Final Colorimetric Wipe Submitted for AAS Analysis (yes/no)	AAS Analysis Results	Other Notes or Comments
325	8390	1	0	022B		Girl's Restroom across from Classroom B10	Floor	Peeling paint at toilets	250	6	1	Y	<10.0	
326	8390	1	0	022B		Girl's Restroom across from Classroom B10	W2	Peeling paint behind toilets	250	6	1	Y	<10.0	
327	8390	1	0	022B		Girl's Restroom across from Classroom B10	W3	Peeling paint at column	250	6	1	Y	<10.0	
328	8390	1	0	022B		Girl's Restroom across from Classroom B10	W4	Peeling paint behind toilets	250	6	1	Y	<10.0	
329	8390	1	0	023B		Gym	Ceiling	Peeling paint along perimeter and	3200	80	8	y	<10.0	
330	8390	1	0	023B		Gym	W2	Peeling paint at columns	3200	80	8	y	<10.0	
331	8390	1	0	023B		Gym	W4	Peeling paint at columns	3200	80	8	y	<10.0	
332	8390	1	0	024B		Gym Office	Ceiling	Peeling paint on ductwork	100	3	8	y	<10.0	
333	8390	1	0	025B		Gym Storage Room adjacent to Gym Office	Ceiling	No Access	150	4	8	y	<10.0	
334	8390	1	0	025B		Gym Storage Room adjacent to Gym Office	Floor	No Access	150	4	8	y	<10.0	
335	8390	1	0	025B		Gym Storage Room adjacent to Gym Office	W1	No Access	150	4	8	y	<10.0	
336	8390	1	0	025B		Gym Storage Room adjacent to Gym Office	W2	No Access	150	4	8	y	<10.0	
337	8390	1	0	025B		Gym Storage Room adjacent to Gym Office	W3	No Access	150	4	8	y	<10.0	
338	8390	1	0	025B		Gym Storage Room adjacent to Gym Office	W4	No Access	150	4	8	y	<10.0	
339	8390	1	0	HGA		Hallway from Cafeteria to Classroom B2	Ceiling	Peeling paint at some spots	1000	25	N/A	N/A	N/A	
340	8390	1	0	HGA		Hallway from Cafeteria to Classroom B2	W2	Peeling paint at cafeteria entrance	1000	25	N/A	N/A	N/A	

Fitzpatrick ES
Sample Results

Task ID	ULCS#	E l e m e n t	F l o o r	Space # (on Floor Plan)	Space Type	On Site Room Name	Component	Description of Paint and Plaster Damage (i.e. cracking, chipping, gouges, holes, flaking, spalling, efflorescence, significant moisture damage)	Square Footage of Work Area	Number of Required RRP Wipes	Number of Colorimetric Wipes Used to Pass	Final Colorimetric Wipe Submitted for AAS Analysis (yes/no)	AAS Analysis Results	Other Notes or Comments
341	8390	1	0	HGA		Hallway from Cafeteria to Classroom B2	W3	No Access	1000	25	N/A	N/A	N/A	
342	8390	1	0	HGA		Hallway from Cafeteria to Classroom B2	W4	Peeling paint at cafeteria entrance	1000	25	N/A	N/A	N/A	
343	8390	1	0	020B		Kindergarden Only Restroom across from Classroom B8	W3	peeling paint behind toilets	900	23	2	Y	<10.0	
344	8390	1	0	012B		Kitchen	W1	Peeling paint at	700	18	N/A	N/A	N/A	
345	8390	1	0	012B		Kitchen	W3	Peeling paint at window frames	700	18	N/A	N/A	N/A	
346	8390	1	0	014C		Kitchen Storage Area/Former Money Safe Room	Ceiling	No Access	N/A	N/A	N/A	N/A	N/A	School district decided that it did not need any work
347	8390	1	0	014C		Kitchen Storage Area/Former Money Safe Room	Floor	No Access	N/A	N/A	N/A	N/A	N/A	School district decided that it did not need any work
348	8390	1	0	014C		Kitchen Storage Area/Former Money Safe Room	W1	No Access	N/A	N/A	N/A	N/A	N/A	School district decided that it did not need any work
349	8390	1	0	014C		Kitchen Storage Area/Former Money Safe Room	W2	No Access	N/A	N/A	N/A	N/A	N/A	School district decided that it did not need any work
350	8390	1	0	014C		Kitchen Storage Area/Former Money Safe Room	W3	No Access	N/A	N/A	N/A	N/A	N/A	School district decided that it did not need any work
351	8390	1	0	014C		Kitchen Storage Area/Former Money Safe Room	W4	No Access	N/A	N/A	N/A	N/A	N/A	School district decided that it did not need any work
352	8390	1	0	007B		School Police Office	W2	Peeling paint at pipe	350	9	N/A	N/A	N/A	
353	8390	1	0	SG3		Stairwell from Gym to Schoolyard	W3	Peeling paint at right side column by exit door	600	15	N/A	N/A	N/A	
354	8390	1	0	SG1		Stairwell near Classroom B-2	Floor	Stair risers	600	15	N/A	N/A	N/A	
355	8390	1	0	SG1		Stairwell near Classroom B-2	W1	Flaking paint	600	15	N/A	N/A	N/A	
356	8390	1	0	SG1		Stairwell near Classroom B-2	W2	Flaking paint	600	15	N/A	N/A	N/A	

Fitzpatrick ES
Sample Results

Task ID	ULCS#	E l e m e n t	F l o o r	Space # (on Floor Plan)	Space Type	On Site Room Name	Component	Description of Paint and Plaster Damage (i.e. cracking, chipping, gouges, holes, flaking, spalling, efflorescence, significant moisture damage)	Square Footage of Work Area	Number of Required RRP Wipes	Number of Colorimetric Wipes Used to Pass	Final Colorimetric Wipe Submitted for AAS Analysis (yes/no)	AAS Analysis Results	Other Notes or Comments
357	8390	1	0	SG1		Stairwell near Classroom B-2	W3	Flaking paint at column	600	15	N/A	N/A	N/A	
358	8390	1	0	SG1		Stairwell near Classroom B-2	W4	Flaking paint at door frame	600	15	N/A	N/A	N/A	
359	8390	1	0	SG2		Stairwell near Classroom B10 to Schoolyard	W3	Peeling paint door frame	600	15	N/A	N/A	N/A	
360	8390	1	0	014A		Storage Area in Cafeteria next to Food Service Restroom	Ceiling	No Access	N/A	N/A	N/A	N/A	N/A	School district decided that it did not need any work
361	8390	1	0	014A		Storage Area in Cafeteria next to Food Service Restroom	Floor	No Access	N/A	N/A	N/A	N/A	N/A	School district decided that it did not need any work
362	8390	1	0	014A		Storage Area in Cafeteria next to Food Service Restroom	W1	No Access	N/A	N/A	N/A	N/A	N/A	School district decided that it did not need any work
363	8390	1	0	014A		Storage Area in Cafeteria next to Food Service Restroom	W2	No Access	N/A	N/A	N/A	N/A	N/A	School district decided that it did not need any work
364	8390	1	0	014A		Storage Area in Cafeteria next to Food Service Restroom	W3	No Access	N/A	N/A	N/A	N/A	N/A	School district decided that it did not need any work
365	8390	1	0	014A		Storage Area in Cafeteria next to Food Service Restroom	W4	No Access	N/A	N/A	N/A	N/A	N/A	School district decided that it did not need any work
366	8390	1	0	007B2		Storage Room across from Classroom B6 (Telephone Mechanical Room)	W1	Flaking paint at front column and pipe	700	16	N/A	N/A	N/A	
367	8390	1	0	B-6		Storage Room B6	Ceiling	Peeling paint near left corner of wall 3	700	16	N/A	N/A	N/A	
368	8390	1	0	B-6		Storage Room B6	W3	Peeling paint at columns and pipe	700	16	N/A	N/A	N/A	
369	8390	1	0	B-6A		Water Meter Room located in Storage Room B6	Floor	Debris at column	700	16	N/A	N/A	N/A	
370	8390	1	0	B-6A		Water Meter Room located in Storage Room B6	W3	Peeling paint at column	700	16	N/A	N/A	N/A	

Fitzpatrick ES
Sample Results

[illegible]

Appendix F. Photographs



Room 110 – Post Stabilization



Room 218 – Post Stabilization



Room 302 - Post Stabilization



Room 304 - Post Stabilization

Appendix G. Environmental Firm Certification Documentation of Training

CRITERION LABORATORIES, INC.

400 STREET ROAD, BENSALEM, PA 19020
PHONE: (215) 244-1300, FAX: (215) 244-4349
WWW.CRITERIONLABS.COM


Certificate of Attendance and Successful Completion

Dust Sampling Technician – English
Per 40 CFR Part 745.225


David Gerstenfeld

2473 Croydon Court, Bensalem, PA 19020

Certificate Number: D-I-19014-19-748616



Course Date: 4/3/2019
Examination Date: 4/3/2019
Expiration Date: 4/3/2024

A handwritten signature in black ink, appearing to read 'J. Weltz'.

JAMES A. WELTZ, CIH
Training Manager / Principal Instructor

CRITERION LABORATORIES, INC.

400 STREET ROAD, BENSALEM, PA 19020
PHONE: (215) 244-1300, FAX: (215) 244-4349
WWW.CRITERIONLABS.COM


Certificate of Attendance and Successful Completion

Lead RRP Initial – English
Per 40 CFR Part 745.225

David Gerstenfeld
2473 Croydon Court, Bensalem, PA 19020
Certificate Number: R-I-19014-19-748639



Course Date: 4/5/2019
Examination Date: 4/5/2019
Expiration Date: 4/5/2024



JAMES A. WELTZ, CIH
Training Manager / Principal Instructor

CRITERION LABORATORIES, INC.

400 STREET ROAD, BENSALEM, PA 19020
PHONE: (215) 244-1300, FAX: (215) 244-4349
WWW.CRITERIONLABS.COM


Certificate of Attendance and Successful Completion

Dust Sampling Technician – English
Per 40 CFR Part 745.225


Wookun Jeon

232 Chelsea Avenue, Glenside, PA 19038

Certificate Number: D-I-19014-19-748614



Course Date: 4/3/2019
Examination Date: 4/3/2019
Expiration Date: 4/3/2024

A handwritten signature in black ink, appearing to read 'J. Weltz'.

JAMES A. WELTZ, CIH
Training Manager / Principal Instructor

CRITERION LABORATORIES, INC.

400 STREET ROAD, BENSALEM, PA 19020
PHONE: (215) 244-1300, FAX: (215) 244-4349
WWW.CRITERIONLABS.COM

Certificate of Attendance and Successful Completion

Lead RRP Initial – English
Per 40 CFR Part 745.225


Wookun Jeon

232 Chelsea Avenue, Glenside, PA 19038

Certificate Number: R-I-19014-19-748638



Course Date: 4/5/2019
Examination Date: 4/5/2019
Expiration Date: 4/5/2024




JAMES A. WELTZ, CIH
Training Manager / Principal Instructor

Appendix H. Painting Contractor Certifications or Documentation of Training

United States Environmental Protection Agency

This is to certify that



Sioutis Coatings Enterprise, Inc.

has fulfilled the requirements of the Toxic Substances Control Act (TSCA) Section 402, and has received certification to conduct lead-based paint renovation, repair, and painting activities pursuant to 40 CFR Part 745.89

In the Jurisdiction of:

All EPA Administered States, Tribes, and Territories

This certification is valid from the date of issuance and expires

November 09, 2023

NAT-67382-2

Certification #

October 26, 2018

Issued On

Michelle Price

Michelle Price, Chief

Lead, Heavy Metals, and Inorganics Branch



Finishing Trades Institute of the
Mid-Atlantic Region

Certificate of Completion
For
Joseph Hagan

Address: 4231 Shelmire Ave. Philadelphia, PA 19136

**Has successfully completed Lead Safety for Renovation, Repair, and Painting,
Course Language (English)**



R-1-21936-12-00245

Participant Identification Number

December 11, 2018

Course Completion date

December 11, 2023

Course Certificate Expires on This Date

Martin McNulty

FTIMAR Safety Training Manager



Appendix I. Documentation of Parent and Staff Notification



**A. L. Fitzpatrick School
11061 Knights Rd.
Philadelphia, PA 19154**

**Karen White
Principal**

Telephone: 215-400-3060

Paint and Plaster Stabilization: Project Start

Dear School Families,

The School District of Philadelphia works daily to ensure that our students and staff have a safe, healthy environment in which to learn and work. On behalf of the School District, I am writing to share information with you about plans for renovation to remove loose and peeling paint in our school building. The goal of the work is to enhance classroom environments and remove the risk of lead exposure to children in our school community.

The School District has begun paint and plaster stabilization work in school buildings constructed prior to 1978 that are likely to contain lead-based paint. Paint stabilization involves removing loose, peeling, flaking and crumbling paint and plaster under controlled conditions. Our school has been selected for this work because paint damage was documented in occupied spaces such as classrooms and classroom closets, administrative offices, cafeteria, auditorium, bathrooms, kitchen, hallways, and emergency exit stairways.

The work is being completed by individuals who are trained and certified in United States Environmental Protection Agency (EPA) lead-based paint renovation, repair and painting work practices. These work practices ensure that classrooms and other areas are free of paint chips, dust and debris. Each space will be assessed after the work is completed in each area to ensure that the spaces are ready for students and staff to safely occupy. Building staff will also look for signs of paint and plaster damage and clean paint and plaster dust and debris using a HEPA vacuum before, during, and after the project.

Details about the project including the environmental consultant's assessment report, project schedule and frequently asked questions are available in the school's main office or by visiting www.philasd.org/facilities. Copies will also be provided to the School Advisory Council and Home and School Association in the near future.

We understand that you likely will have additional questions, and we will work to address those promptly. The School District will host a meeting for families to share an overview of the repairs and to answer questions on **Thursday, May 9, 2019 at 8:45 AM** in our school.

Sincerely,

Karen White
Principal