

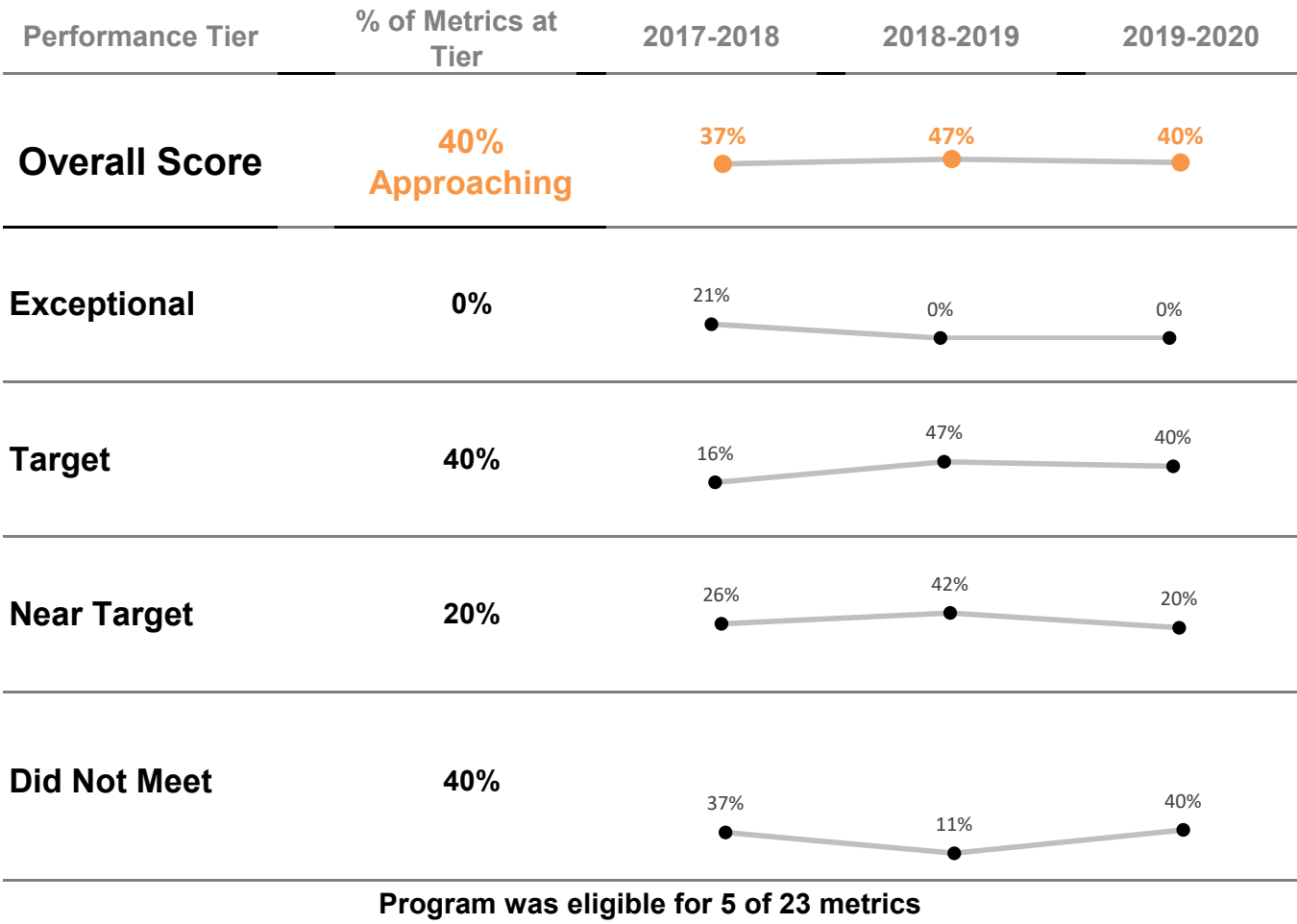
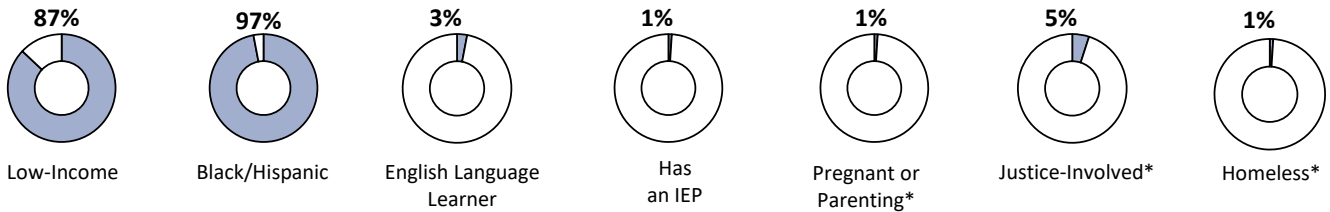
# Camelot Academy

## Program Information

Governance	Contracted	Program Type	AEDY
Address	1435 N 26th St Philadelphia, PA 19121	Grade Range	6-12
Phone	215-684-5080	Total Enrollment	182
Website	<a href="http://cameloteducation.org/our-schools/transitional-schools/camelot-academy-of-philadelphia">http://cameloteducation.org/our-schools/transitional-schools/camelot-academy-of-philadelphia</a>	Average Daily Membership	86

Due to the COVID-19 pandemic and associated school closures, multiple state and local assessments were cancelled during the 2019-2020 school year. Many of the metrics usually included in the AEPR are not comparable to previous years; for others, results are not available.

## Student Demographics



# Achievement

Metric	Metric Value	Performance Tier
--------	--------------	------------------

Keystone Literature Participation Rate **- Not Available Due to COVID-19 -**

Keystone Algebra Participation Rate **- Not Available Due to COVID-19 -**

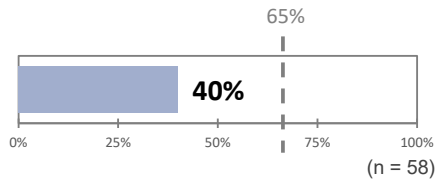
Keystone Biology Participation Rate **- Not Available Due to COVID-19 -**

PSSA English Language Arts Participation Rate **- Not Available Due to COVID-19 -**

PSSA Mathematics Participation Rate **- Not Available Due to COVID-19 -**

PSSA Science Participation Rate **- Not Available Due to COVID-19 -**

Course Performance<sup>1</sup>  
 Percent Earning at Least a C in All Major Subjects  
 % Earning at Least Bs: 22%



**Did Not Meet**

IEP Performance<sup>\*1</sup>  
 Percent Meeting IEP Goals

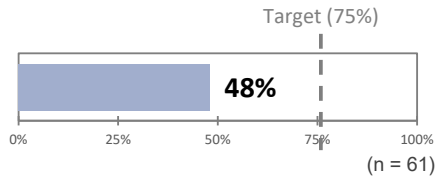
**- Insufficient Sample -**

(n = 1)

# Progress

Metric	Metric Value	Performance Tier
--------	--------------	------------------

Credit Accumulation<sup>1</sup>



**Did Not Meet**

Literacy\*

Percent of Students Meeting Target

[Outcomes for Students Not Meeting Target](#)

Not Meeting Target: N/A - COVID-19

Insufficient Test Records: N/A - COVID-19

**- Not Available Due to COVID-19 -**

Numeracy\*

Percent of Students Meeting Target

[Outcomes for Students Not Meeting Target](#)

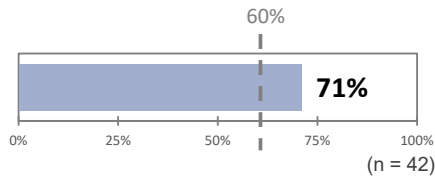
Not Meeting Target: N/A - COVID-19

Insufficient Test Records: N/A - COVID-19

**- Not Available Due to COVID-19 -**

Restoration<sup>1</sup>

Percent of Students Restored to a Non-Disciplinary School



**Target**

Grade Promotion<sup>1</sup>

Percent of Middle Grades Students Promoted to the Next Grade

**- Insufficient Sample -**

(n = 18)

# Climate

Metric	Metric Value	Performance Tier
<p><b>% of Students Attending At Least 80% of Days<sup>2</sup></b>  <u>Distribution by Attendance Band</u>  <b>Attending at Least 95% of Days: 4%</b>  <b>Attending 90-95% of Days: 9%</b>                      Attending 85-90% of Days: 15%                      Attending 80-85% of Days: 14%                      Attending Less than 80% of Days: 57%</p>	<p>Target (50%)                      43%                      (n = 182)</p>	<b>Near Target</b>
<p><b>Percent of Students with No Out-of-School<sup>1</sup> Suspensions</b></p>	<p>90%                      99%                      (n = 213)</p>	<b>Target</b>
<p><b>Percent of Students Reducing OSS</b></p>	<b>- Not Available Due to COVID-19 -</b>	
<p><b>Student Survey: Climate<sup>3</sup></b>                      Percent of Most Positive Responses                      Student Survey Participation Rate: 0%</p>	<b>- Insufficient Sample -</b>	
<p><b>Parent Survey: Climate<sup>3</sup></b>                      Percent of Most Positive Responses                      Parent Survey Participation Rate: 2%</p>	<b>- Insufficient Sample -</b>	

# College & Career

Metric	Metric Value	Performance Tier
Annual Graduation Rate (known on-track students) <sup>1</sup> Total Number of Students Graduating (on-track or off-track students): Insufficient Sample	<b>- Insufficient Sample -</b>	(n = 7)
First-Year College Matriculation Rate <sup>1</sup> First Semester College Matriculation Rate: Insufficient Sample	<b>- Insufficient Sample -</b>	(n = 10)
PSAT, SAT, and ACT Participation <sup>4</sup> % of Students Meeting CCP Benchmark: Insufficient Sample	<b>- Insufficient Sample -</b>	(n = 2)
Student Survey: College & Career Readiness <sup>3</sup> Percent of Most Positive Responses Student Survey Participation Rate: Insufficient Sample	<b>- Insufficient Sample -</b>	
FAFSA and College Application OR Job Application Completion* <sup>1</sup> FAFSA Completion Rate: Insufficient Sample	<b>- Insufficient Sample -</b>	(n = 4)

\* Self-reported data. See User Guide for performance tier cutpoints.

<sup>1</sup> These metrics may have been affected by school closures in Spring 2020.

<sup>2</sup> These metrics include data only through mid-March. In previous years, these metrics were calculated using data through the end of the school year.

<sup>3</sup> Survey window was open through June. Responses and participation rates may have been affected by the school closures in Spring 2020.

<sup>4</sup> Some of these assessments were cancelled in Spring 2020.