

# 2017-2018 District-Wide Parent Survey Snapshot

## Feltonville School of Arts and Sciences

Each spring, we ask parents and guardians to take a survey about their child's school. This report shows how parents and guardians from your school responded to some of the key questions.

In the spring of 2018, 343 parents and guardians at Feltonville School of Arts and Sciences completed the survey. That is 58% of all parents at this school.

### Questions About School-Community Relationships

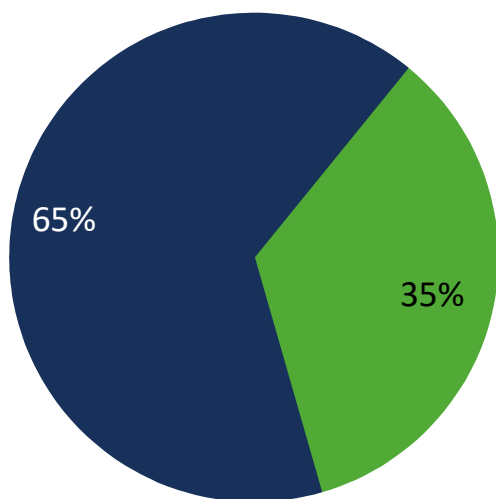
I feel welcome in my child's school.

Strongly Disagree

Disagree

Agree

Strongly Agree



n=315

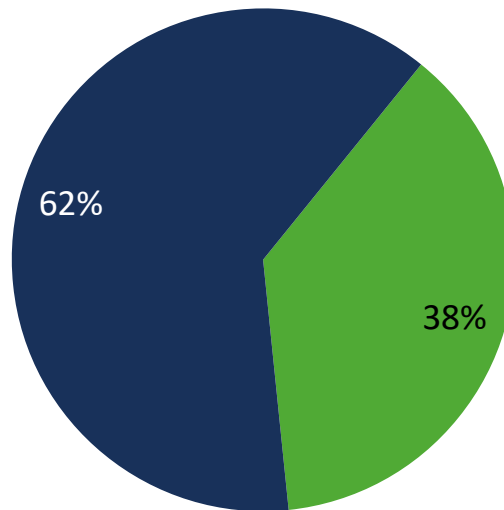
I am treated with respect in my child's school.

Strongly Disagree

Disagree

Agree

Strongly Agree



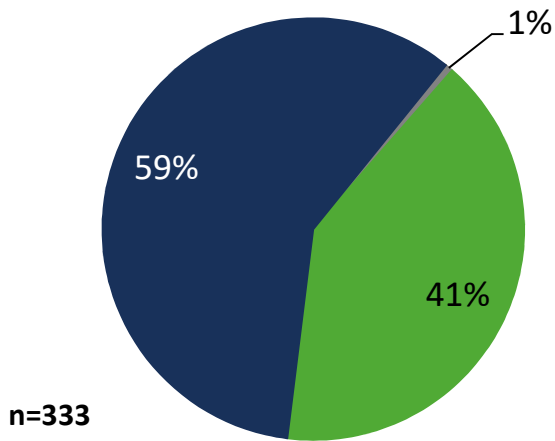
n=341

Check out our Parent and Family Engagement Policy!

<https://www.philasd.org/face/family-engagement-policy/>

# Questions About School Communication

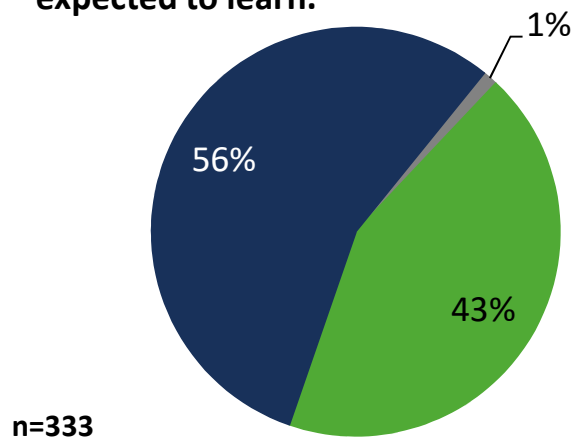
**My child's school gives me information about how I can help my child be successful in school.**



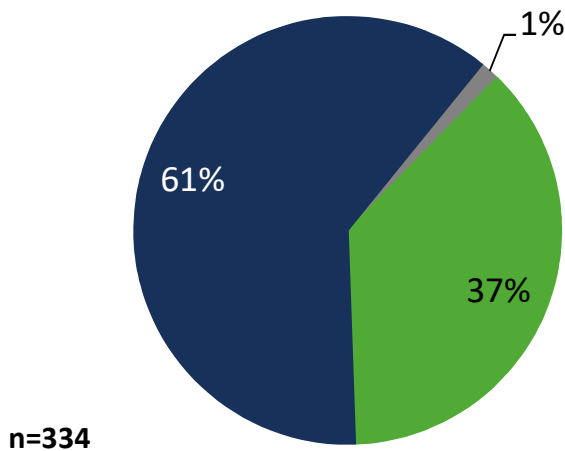
Have you signed up yet for the Parent and Family Portal? You can use the portal to view your child's academic history, test results, attendance, and more!

[Sign up at https://www.philasd.org/face/family-resources/parent-and-family-portal/](https://www.philasd.org/face/family-resources/parent-and-family-portal/)

**My child's school gives me information about what my child is expected to learn.**



**My child's school informs me about Family Workshops and Family Education opportunities.**



Do you know about our Family Academy: Courses and Training (FACT)? Check out the calendar of workshops offered across the city at:

<https://www.philasd.org/face/fact/>