



THE SCHOOL DISTRICT OF
PHILADELPHIA

Spring 2019 CTE Graduate Follow-up Survey

Survey of CTE graduates from the Class of 2018

October 2019

Contact Ji Eun Park: jpark@philasd.org

Office of Research and Evaluation

Survey Implementation

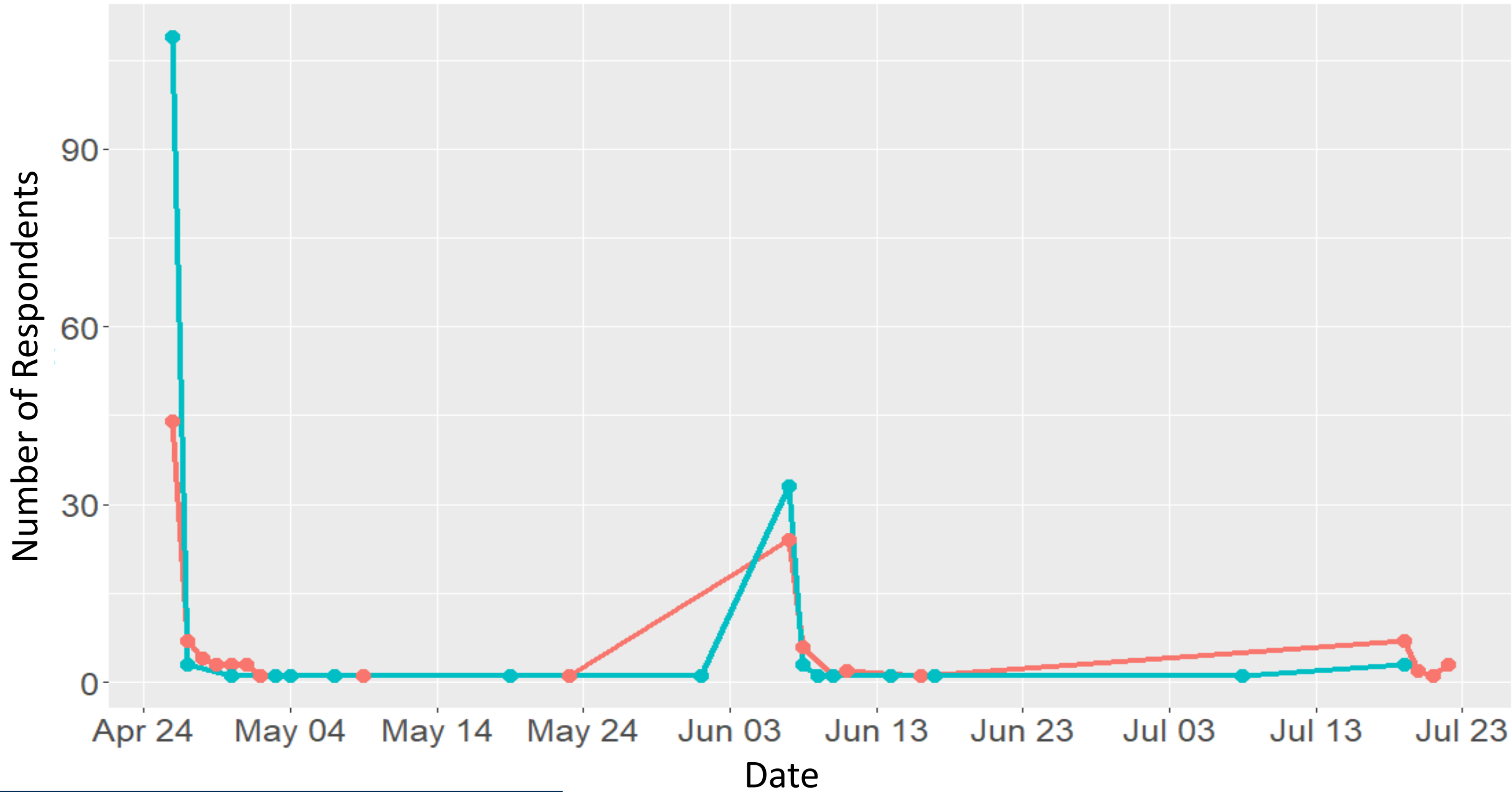
- The CTE office provided the Office of Research and Evaluation (ORE) with a list of recent graduates that included 1,307 CTE students.
- This list was cross-referenced with students that completed SDP's Senior Exit Survey the previous year.
 - At least one form of contact information (email address/cell phone number) was available for 937 of the 1,307 CTE students (71.7%) as they responded and provided the information on the 2017-18 Senior Exit Survey
- The survey was then distributed electronically to the 917 email addresses and 857 phone numbers. Students who provided both an email address and a cell phone number (n=841) were alerted by both methods.
 - Email/text survey alerts were sent out on April 26, June 7, and July 19, 2019. The survey closed on August 31, 2019.
 - Students' survey completion was monitored throughout the survey period and at the time of each alert only students who had not yet completed the survey were prompted to respond.

Survey Response Rates

- 277 of 937 CTE students who received the survey provided a valid response
- Final response rate: 29.5%*
- Most survey responses were received on the days a survey alert was sent out (April 26, June 7, and July 19)

**This is the final response rate (text and email invitation) after data cleaning for duplicate submissions, invalid records and incomplete surveys.*

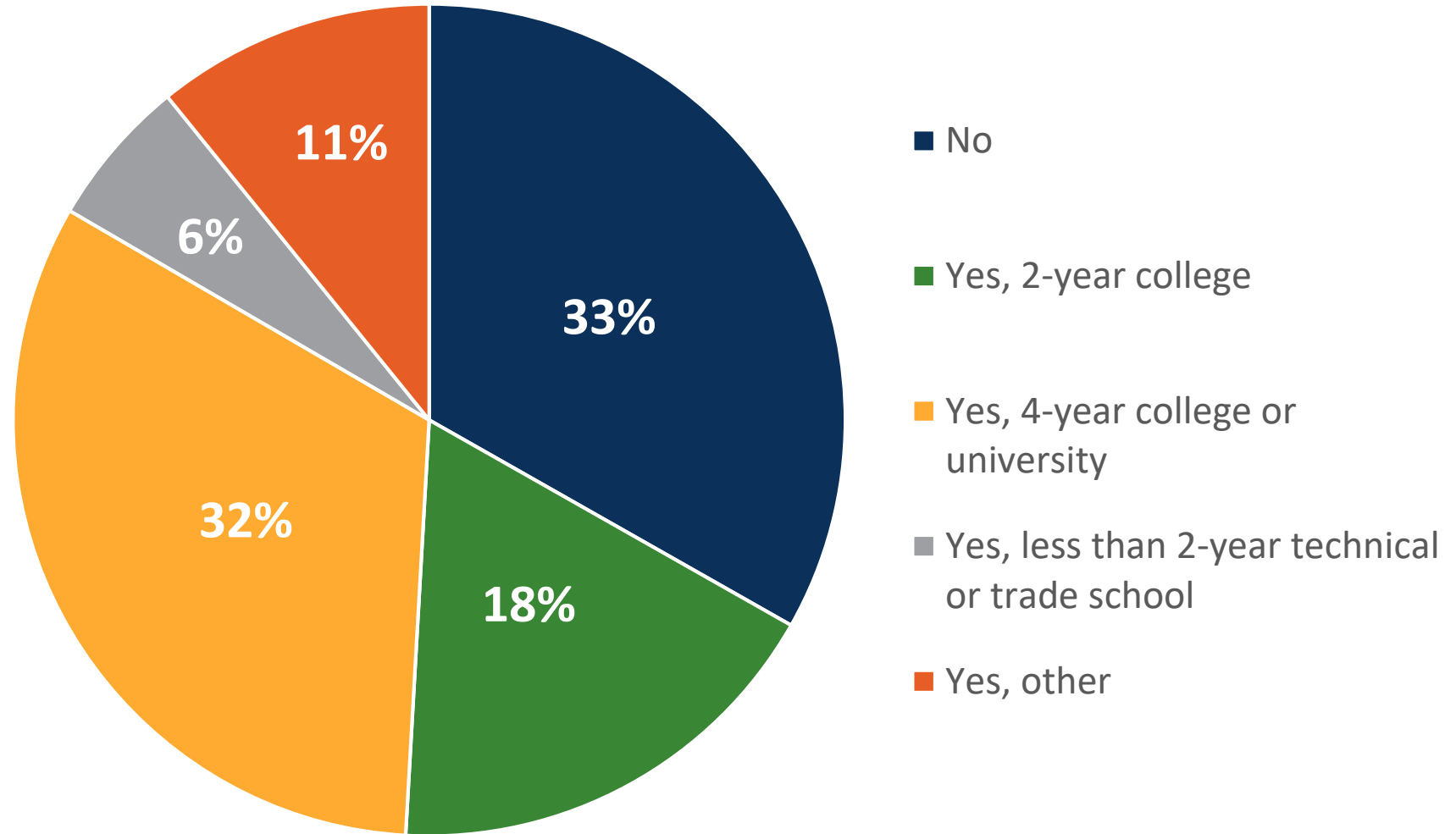
Distribution Channel Email SMS Invite



Summary of results

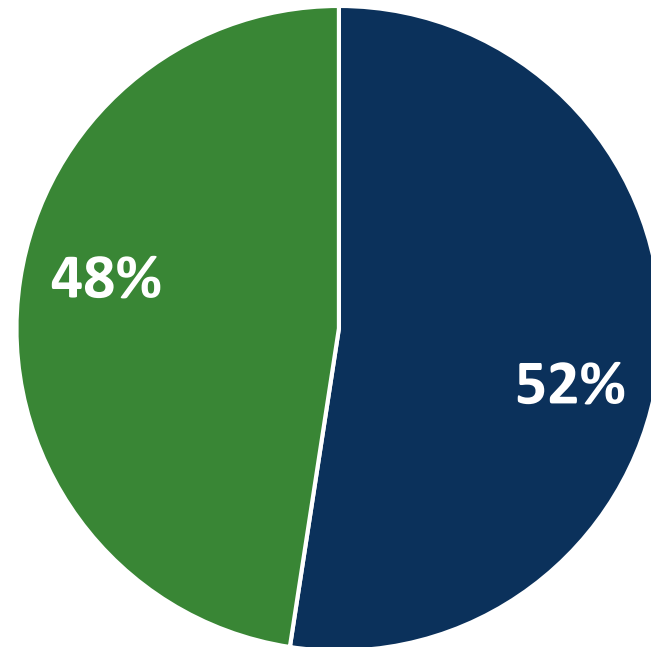
Education

As of October, November, and/or December of 2018 were you enrolled in school? (n=277)



Academic program of students enrolled in school

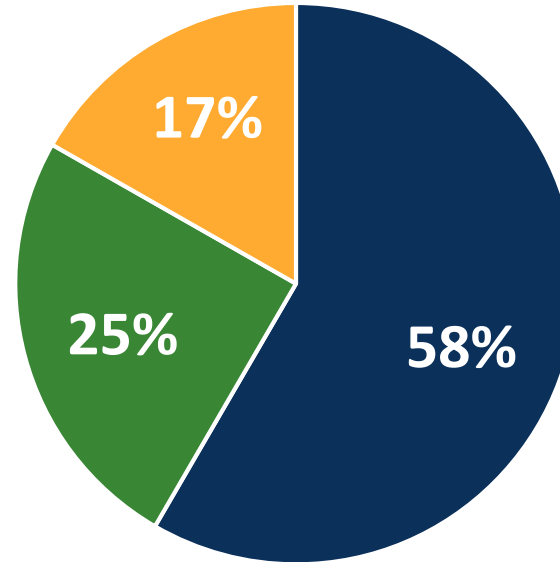
Were you enrolled in a program related to your CTE field? (n=185)



■ No ■ Yes

Job status of students in school

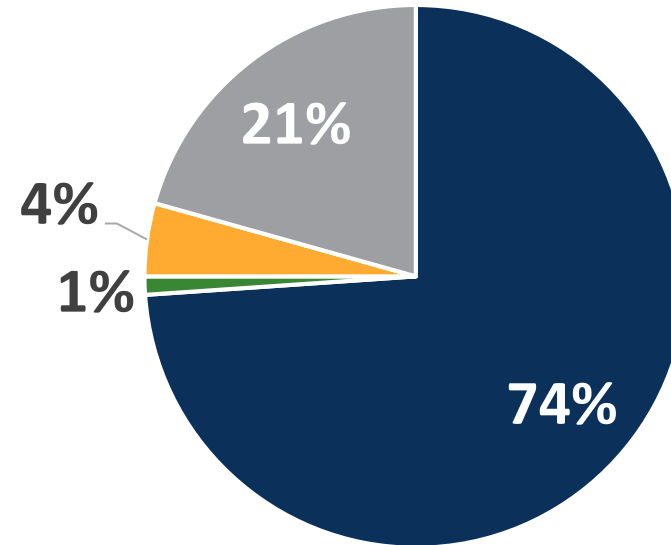
In addition to school, which option best describes your job status? (n=185)



- Employed (Includes all part-time and full-time employment)
- Unemployed (not seeking work)
- Unemployed (seeking work)

Job status of students NOT in school

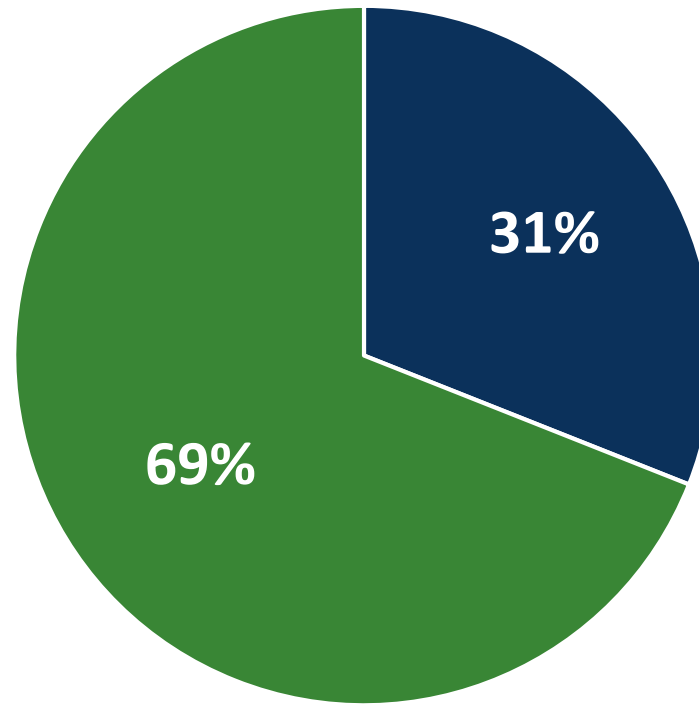
Were you employed as of October, November, and/or December of 2017? (n=92)



- Employed (includes all part-time and full-time employment)
- Full-time military service (does not include Reserves or National Guard)
- Unemployed (not seeking work)
- Unemployed (seeking work)

Job description of students who are still employed

To what degree is your job related to CTE? (n=63)



■ Directly or closely related

■ Remotely or not related

Number of hours worked

How many hours per week do you work in your primary job? (n=176)

