




THE SCHOOL DISTRICT OF
PHILADELPHIA

April 2025

Research Roundup

Resource Roundup: Open Data



Agenda

1. About ERA and the Research Roundup Webinar Series
2. ERA's Open Data Resources
3. Real-World Examples from SDP Program Offices and Community Partners
4. Notes about SDP Open Data and Where to Find Additional Data Sources

This webinar is being recorded. The recording and a PDF of the slide deck will be available at:

philasd.org/research/#researchwebinars

Evaluation, Research, and Accountability

philasd.org/era or
philasd.org/research

Evaluation, Research, and Accountability



About →

Goals & Guardrails →

Student Assessments →

School Planning & Supports →

School Progress Reports (SPRPE) →

Open Data →

Data Quality →

The Office of Evaluation, Research, & Accountability (ERA) uses data and research to drive change for students. Learn more about how we support schools, collaborate on district research.



philasd.org/research/reports/

philasd.org/opendata

Open Data

In partnership with [Open Data Philly](#), the District publishes data sets spanning various operational school and student performance areas.

Before accessing data, please review the [Terms and Conditions](#).

Select a subject to view data sets

School Information

- ◆ School Lists
- ◆ School Enrollment & Demographics
- ◆ District Enrollment & Demographics
- ◆ Pre-School Information
- ◆ Catchment Feeder Schools
- ◆ School Catchment Areas
- ◆ School Catchment Retention Details
- ◆ School Catchment Retention Counts

School Perform

- ◆ School Proq
- ◆ School Proq
- ◆ District SPC
- ◆ Alternative
- ◆ PSSA & Key
- ◆ District Gra
- ◆ School Gra
- ◆ Aimsweb-S



schoolprofiles.philasd.org

[Compare Schools](#)
[User Guide](#)
[Video Tutorials](#)

SCHOOL PROFILES

Find out how a school or group of schools is performing. Search for a school or narrow your search using the filters below. You can also view data for groups of schools (for example, all Charter Schools or all Network 1 schools) by clicking on "School Groupings."

Search for a school:

ACADEMY AT RALIMBO

ACADEMY FOR THE MIDDLE YEARS (AMMY) AT NORTHWEST

ACHIEVE ACADEMY

ACHIEVE ACADEMY EAST

AD PRIMA CHARTER SCHOOL

ADARE, ALEXANDER SCHOOL

ALLEN, DR. ETHEL SCHOOL

ALLEN, ETHAN SCHOOL

ALLEN, RICHARD PREPARATORY CHARTER SCHOOL

PHILADELPHIA PUBLIC SCHOOLS

DATA FOR DISTRICT, CHARTER, ALTERNATIVE, AND OTHER/CYBER STUDENTS AND SCHOOLS
Enrollment: 2023-2024 (Fall), updated November 2024.
Performance and Climate data: 2021-2022 (most available Spring 2024).
Survey data: 2022-2023 (most updates Fall 2024).

TOTAL ENROLLMENT

197,115

TOTAL SCHOOLS

331

SCHOOL DISTRICT OF PHILADELPHIA
CENTRAL OFFICE
640 N. Broad Street
Philadelphia, PA 19130
610-215-6000

SUPERINTENDENT
Tony B. Washington Sr., Ed.D.

2021-22 PSSA & KEYSTONE - ELA PERFORMANCE (ALL GRADES)

34%

▲ 1 POINT INCREASE FROM PREVIOUS YEAR

The percentage of students who scored Proficient or Advanced on the state standardized English Language Arts exam.

DISTRICT PROGRESS TOWARDS GOALS AND STANDARDS

What is a Research Roundup?

- Regular webinar series with a focus on topics aligned to the [Goals & Guardrails](#) and [Accelerate Philly](#)
- Videos and slide decks available from previous sessions
- Sign up to be notified when webinars are scheduled and when recordings are available: philasd.org/research/#researchwebinars

Research Roundup Topics

Mar 2022 - Literacy Performance Grades K-3	Dec 2022 - District-Wide Surveys	Dec 2023 - The 9th Grade On-Track Metric
Apr 2022 - Math Performance in Grades 3-8	Feb 2023 - Philadelphia Police School Diversion Program	Feb 2024 - The Youth Risk Behavior Surveillance System (YRBS)
May 2022 - 9th Grade "On Track" Rates and High School Graduation	Apr 2023 - Student Attendance	Apr 2024 - Philly School Experience Survey (PSES)
Jun 2022 - Food Insecurity in the School District of Philadelphia	May 2023 - Impact of Facility Investments in LA	Jul 2024 - Relationship of Star and PSSA Performance 2022-23
Jul 2022 - English Learners and Students in Special Education	July 2023 - SPREE	Sep 2024 - Postsecondary Resource Roundup
Oct 2022 - PERC: Keystone Graduation Pathways	Sep 2023 - Trends, Transitions, and Supports for English Learners	Dec 2024 - Keystone Performance & Act 158 Pathways





ERA's Open Data Resources

What is the purpose of Open Data?



- When we focus on...
- Sharing important information about the School District – who are our students, staff, and schools, and how are we doing?
 - Transparency
 - Accountability/Progress monitoring
 - Sharing information with city and community partners
 - Connecting the District to its stakeholders
 - We provide public resources that allow anyone to find consistent and reliable information about our schools.

What is the process for publishing Open Data?



- Files are published on an ongoing basis.
- We try to align Open Data with other releases, like refreshing end-of-year files when the SPREE is released.
- Open Data comes from a variety of internal data systems and sources. Sometimes we extract data directly, and sometimes we need to clean it so that it aligns with our reporting standards.
- Charter data is generally not included.

Why doesn't Open Data always match other published data?



When numbers don't match across sources, there are a number of possible reasons.

- **Timing of when data was extracted**

Example: Within-year vs. end of year

- **Measure definitions**

Example: Keystone best by 11th vs. Keystone within-year

- **Who or what is included in the data sample**

Example: Students enrolled for at least x number of days

01

School Information



02

School Performance

03

District Employees & Finance

School Information

- + School Lists
- + School Enrollment & Demographics
- + District Enrollment & Demographics
- + Pre-School Information
- + Catchment Feeder Schools
- + School Catchment Areas
- + School Catchment Retention Details
- + School Catchment Retention Counts
- + Philly School Experience Survey (PSES)
- + Youth Risk Behavior Survey (YRBS)
- + School Reopening Information
- + School Selection
- + School Meal Participation
- + Household Food Security

Crucial for connecting information across data files!
Look for "ULCS Code" field

philasd.org/opendata

01

School
Information

02

School
Performance

District
Employees &
Finance

School Performance

- + School Progress Report on Education and Equity
- + School Progress Report (previous framework)
- + District SPOTlight
- + Alternative Education Progress Report
- + PSSA & Keystone Exam Data
- + District Graduation Rate
- + School Graduation Rates
- + Aimsweb-Star
- + Attendance
- + Out-of-School Suspensions
- + Serious Incidents
- + NSC Student Tracker Reports
- + College Matriculation
- + End of Year Report

philasd.org/opendata

01


School
Information

02

School
Performance

03

**District
Employees &
Finance**



District Employees and Finance

- + Expenditure Information
- + Employee Information
- + Teacher Attendance
- + Teacher Demographics
- + School Leader Demographics
- + District and School Budget
- + Full Time Employee (FTE)



**Real-World Examples from
SDP Program Offices and Community Partners**

Using PSES Data to Support School Safety

Philly School Experience Survey (PSES) student survey data contributes significantly to operations decision-making models in school safety.



“I feel safe going to and from school.”

- Safe Path Program Placement
- Swing Space Decisions

“I feel safe in the hallways in my school,” “I feel safe in my classes,” “I feel safe in the bathrooms in my school.”

- CCTV Cameras
- School Safety Officer Allotment

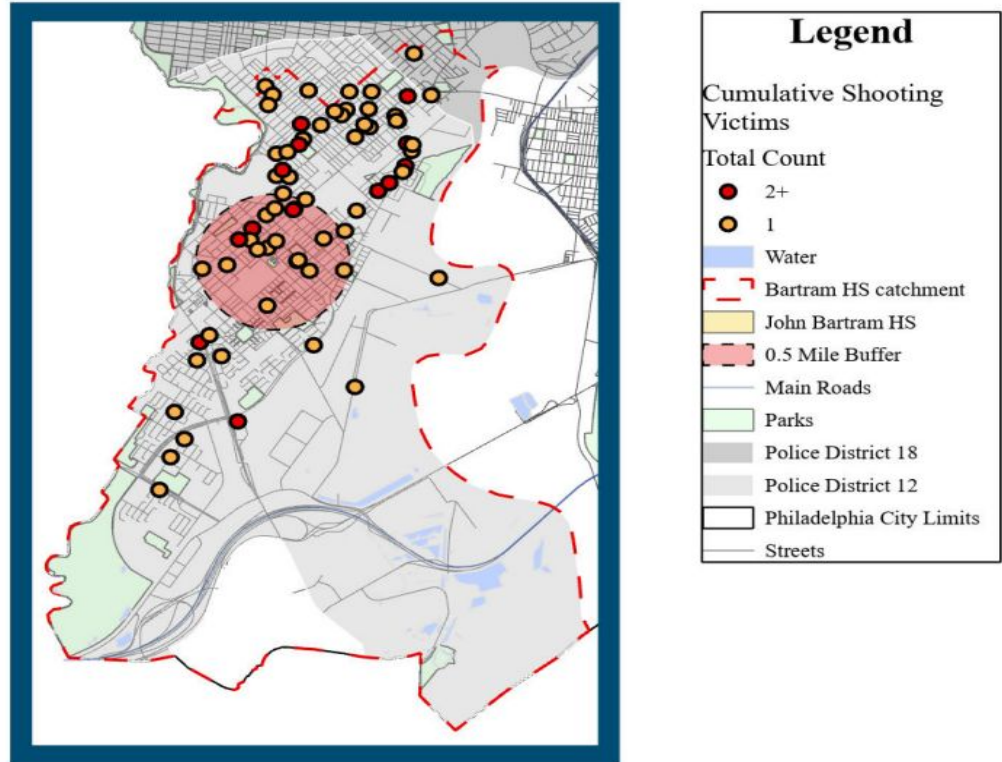
Serious Incident Data

The number of reported serious incidents at a school by incident type provide an official picture of safety at schools.

Using Catchment Data to Model Gun Violence Patterns

Catchment shapefiles allow us to track the impacts of gun violence by school catchment.

Gun violence data are from [Open Data Philly](#).



Using Demographic & PSES Data in Professional Development

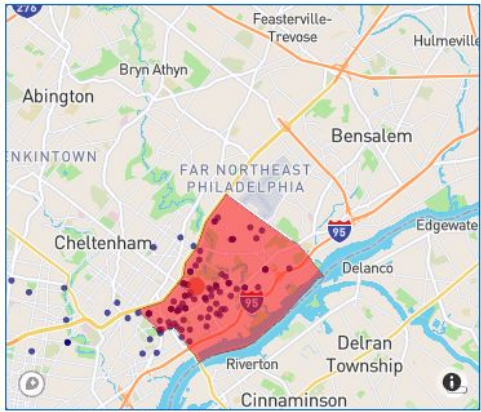
- **New Hire Orientation - Racial Equity in the History of Philadelphia**
 - Offered each year since August 2022
 - New hires reflect on the racial demographics of the District including students, instructional staff, and employees (student enrollment and employee information data)
- **School Level Action Planning**
 - In 24-25 school year, all schools were assigned PSES goals based off their PSES DEI data from the last 4 survey administrations - goal setting happened in 3 different areas:
 - (1) Leader Driven / Teacher Centered
 - (2) Teacher Driven / Student Centered
 - (3) Student Driven / Student Centered
- **Equity Professional Development**
 - Equity Data Training Series - look at PSES parent/guardian data
 - 2019 Report on Special Education and Disproportionality, IEP classifications - used in various disability focused PD
 - Harassment and Discrimination questions on PSES - used in PD

Using Graduation and Matriculation Data to Support College & Career Programming

The work Heights does in schools is contextualized by mixing our data with SDP open data.

- [Catchments](#)
- [Demographics](#)
- [Graduation Rate](#)
- [College Matriculation](#)
- Longitudinal look across school types

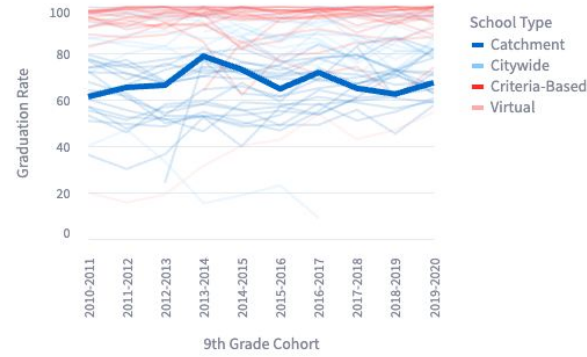
Heights Students - Lincoln



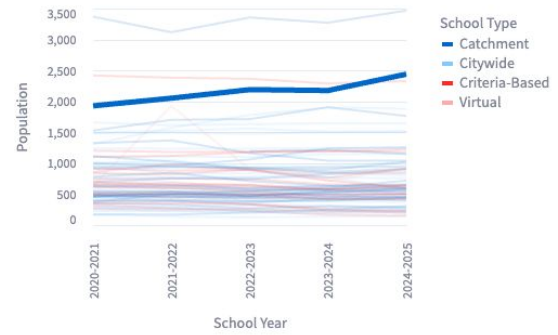
Source: Heights Philadelphia.
Heights partner schools are highlighted in orange. Other district schools are highlighted in blue.
Map produced on 03/20/2025

School Type: Catchment
Population: 2439
Black Pop.: 31%
Latino Pop.: 42%
Grad Rate: 67%
College Matric: 40%

Lincoln's HS Graduation Rate As compared to SDP High Schools



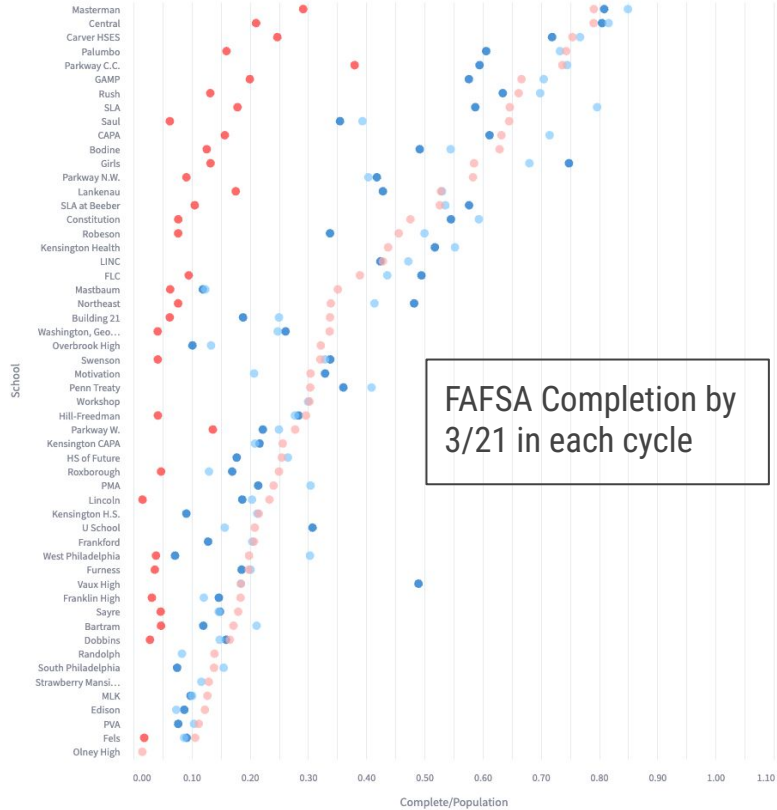
Lincoln's Population As compared to SDP High Schools



Heights analysis of School District Data. Chart prepared on 03/20/2025.

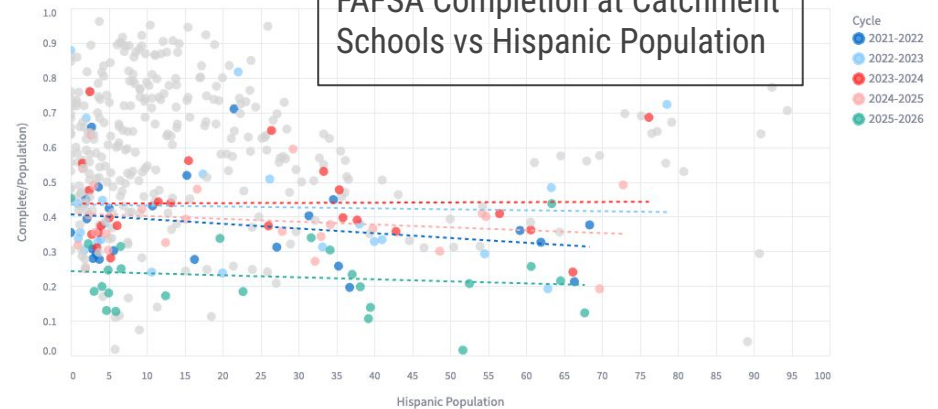
Using Enrollment Data to Study FAFSA Completion

Latest Completion Rate Per Cycle



- Combine federal [FAFSA data by school](#) with [senior class size](#) to get YOY FAFSA completion rates
- Compare FAFSA completion to [demographics](#)

Completion Rate vs Hispanic Population



National Student Clearinghouse Data



National Student Clearinghouse®

- We also peel apart the onion that is the [NSC student tracker reports](#).
- The information is structured as one report per school, in PDF form.
- The reports contain lots of rich data that isn't available elsewhere – first vs. second fall matriculation rates, 6 year graduation rates, most commonly attended colleges, etc...
- This data can be connected to other data sets using the school NSC code and the master school list. This allows us to connect HS graduation to college matriculation to college graduation rates and to consider things like school demographics.

FLC Class of 2022

Academic Years	2022-23	2023-24
New to College	126	3
Persisted	0	103
Returned After Stop Out	0	0
No Longer Enrolled & Not Grad	0	20
Graduated	0	3
Not in NSC to Date	68	65

Name	Type	Total
COMMUNITY COLLEGE OF PHILADELPHIA	Public	241
TEMPLE UNIVERSITY	Public	77
PENNSYLVANIA STATE UNIVERSITY	Public	67
LA SALLE UNIVERSITY	Private	39
DREXEL UNIVERSITY	Private	33
NEUMANN UNIVERSITY	Private	27
LINCOLN UNIVERSITY	Public	26
INDIANA UNIVERSITY OF PENNSYLVANIA	Public	25
EAST STROUDSBURG UNIVERSITY	Public	22
WEST CHESTER UNIVERSITY	Public	22
COMMONWEALTH UNIVERSITY OF PENNSYLVANIA	Public	15
THOMAS JEFFERSON UNIVERSITY- EAST FALLS CAMPUS	Private	13
ARCADIA UNIVERSITY	Private	12
DELAWARE STATE UNIVERSITY	Public	12
WIDENER UNIVERSITY	Private	11
EASTERN UNIVERSITY-ESPERANZA	Private	10
MORGAN STATE UNIVERSITY	Public	10
SHIPPENSBURG UNIVERSITY	Public	10
KUTZTOWN UNIVERSITY	Public	9
MANOR COLLEGE	Private	7
UNIVERSITY OF PENNSYLVANIA	Private	7
HOLY FAMILY UNIVERSITY	Private	6
UNIVERSITY OF THE SCIENCES	Private	6
CHEYNEY UNIVERSITY OF PENNSYLVANIA	Public	5
NORFOLK STATE UNIVERSITY	Public	5



Notes about SDP Open Data and Where to Find Additional Data Sources

Additional Notes About Open Data



- We are planning to add a data dictionary that tells stakeholders what specific data points are in each file, and what those mean.
- We are always evaluating what types of data our stakeholders need, and planning for future data sets that can be published to meet those needs.
- Reach us at opendata@philasd.org!
- What can you do when the data you need is not available?

Can't find what you're looking for?

[Submit a Data Request](#)

Federal, State, and Local Resources



- Federal websites:
 - National Center for Education Statistics (NCES): nces.ed.gov
 - Civil Rights Data Collection (CRDC): civilrightsdata.ed.gov
- PA Department of Education (PDE): pa.gov/agencies/education.html
 - Future Ready PA Index (FRI): futurereadypa.org
- Open Data Philly: opendataphilly.org

Additional School District of Philadelphia Resources



- Public Data Dashboards
 - School Profiles: schoolprofiles.philasd.org
 - + [Enrollment](#), [College & Career](#), [PSSA & Keystone](#), [SPREE](#), and [Philly School Experience Survey](#)
- ORE Reports and Briefs: philasd.org/research/reports/
- Websites for other SDP offices
 - *Example: Climate & Culture - philasd.org/schoolclimate/*



THE SCHOOL DISTRICT OF
PHILADELPHIA

Questions?
Please share how you use our data!