

Safe and Welcoming Schools - Guardrail 1:

Every school will be a safe, welcoming and healthy place where our students, staff and community want to be and learn each day. This means that our schools will be: 1) environmentally safe and clean; and 2) spaces with inclusive climates that provide students with access to robust social, emotional, and mental health supports.

Guardrail Indicator 1.1:

The percentage of schools with both a high Overall District-Wide Survey Climate rating and a high Overall District-Wide Survey Instructional Environment rating will grow from 17.7% (38 schools) in August 2020 to 58.6% (126 schools) by August 2026.

Guardrail Indicator 1.2.1:

The percentage of District Buildings that are Lead Safe Certified will grow from 33.5% in 2020 to 96.7% in 2025.
The percentage of District Buildings that are inspected will grow from 33.5% in 2020 to 132.6% in 2025.

Guardrail Indicator 1.2.2:


The number of Hydration Stations installed will grow from 1,062 in 2020 to 2,097 by 2025.

Guardrail Indicator 1.3:

The percentage of schools with at least two FTE (full-time equivalent) positions, per 500 students, to support student mental and behavioral needs will grow from 64.2% (138 schools) in August 2020 to 93.5% (201 schools) by August 2026.

Contents	Page 2	Guardrail 1.1 Performance: Overall
	Page 3	Guardrail 1.2.1 Performance: Overall
	Page 4	Guardrail 1.2.2 Performance: Overall
	Page 5	Guardrail 1.3 Performance: Overall
	Page 6	Endnotes

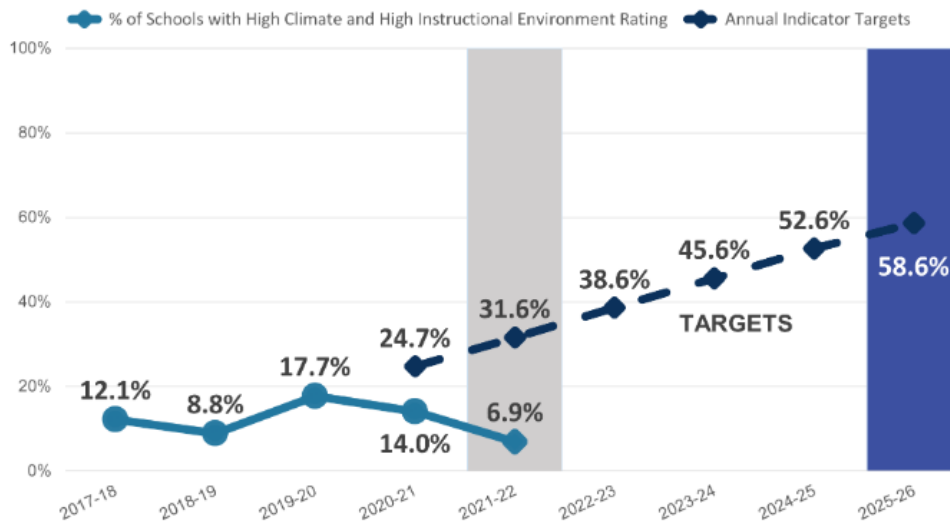
Performance Color Legend



Guardrail 1.1: The percentage of schools with both a high Overall District-Wide Survey Climate rating (7.0) AND a high Instructional Environment rating (8.0) is below the target.

**Guardrail Indicator:
Overall Progress**

Off Track

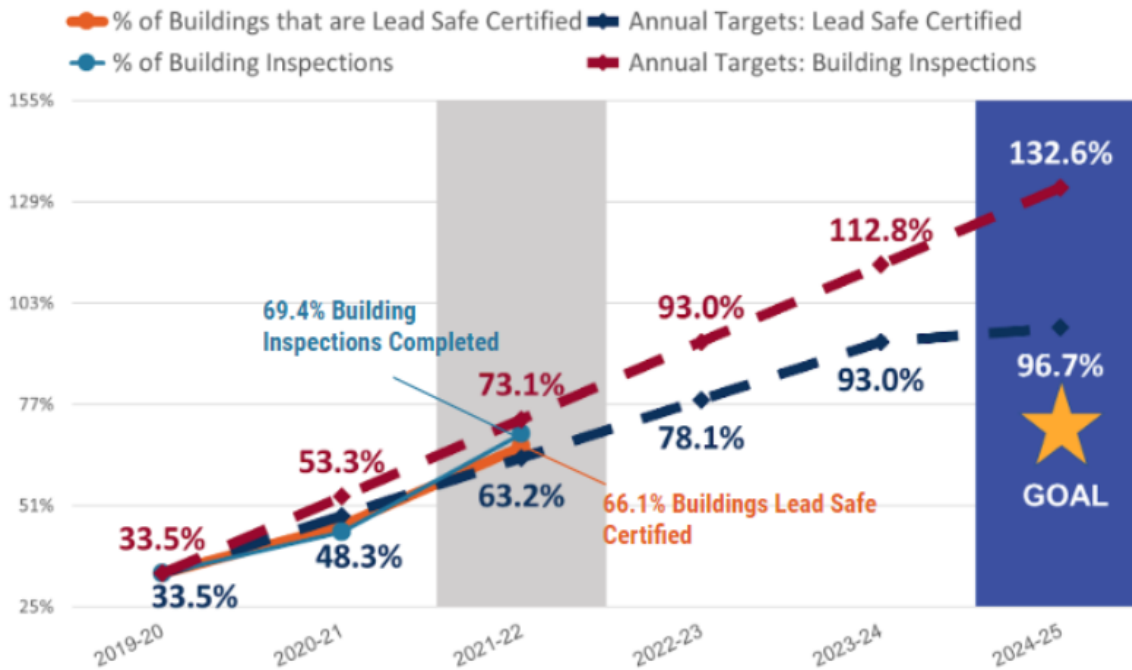


- Our 2021-22 target for Guardrail Indicator 1.1 was 31.6% of schools will have both a high Climate and Instructional Environment score. We are Off Track on this Indicator.
- Data represents the first year students were in schools for a full year since 2018-19.
- In addition to Covid-19 rolling closures and absences, schools faced many challenges to providing a safe and welcoming environment, including gun violence.

Guardrail 1.2: The percentage of District buildings that are Lead Safe Certified exceeded the target for 2021-22, while the percentage of building inspections fell slightly below the target.

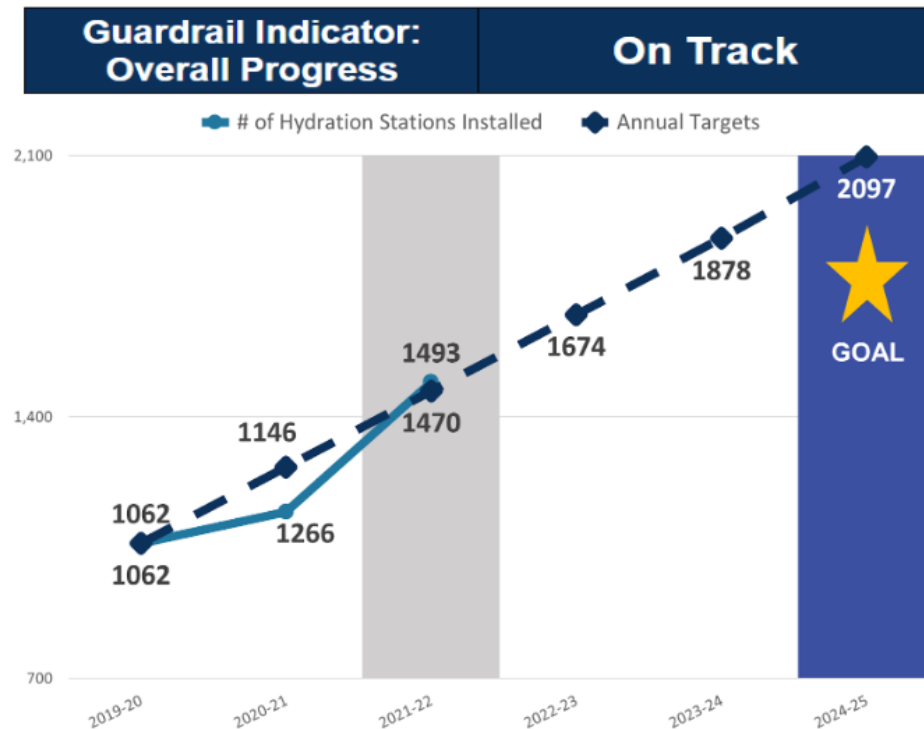
Guardrail Indicator: Overall Progress

On Track



- We are currently exceeding our 2021-22 target for Lead Safe Certified buildings, and slightly below the target for building inspections.
- 160 out of 242 school buildings (66.1%) were certified Lead Safe by June 2022.
- 168 out of 242 school buildings (69.4%) were inspected by June 2022.

Guardrail 1.2: The number of hydration stations installed exceeded the target for 2021-22.

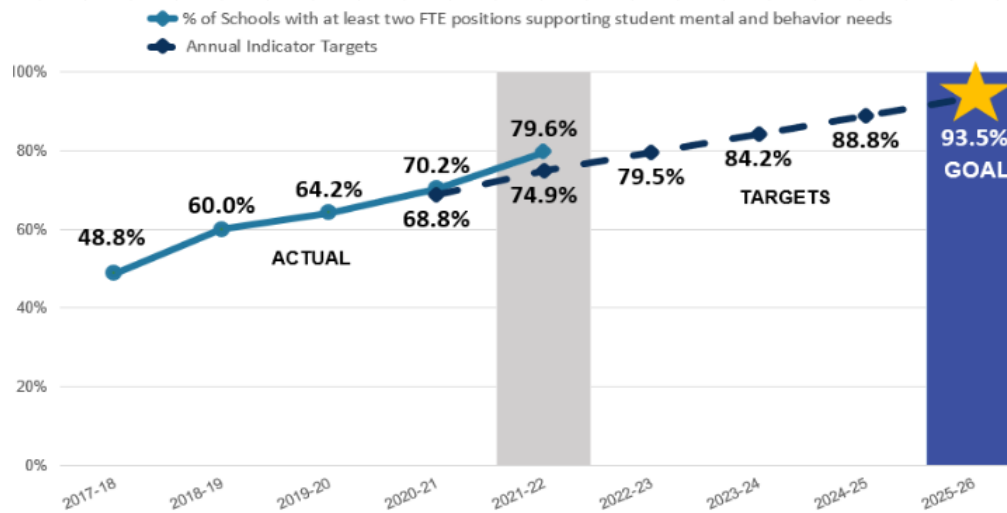


- We are currently exceeding our 2021-22 target.
- Every school has at least one hydration station on every occupied floor.
- Current target is to ensure each school has one hydration station for every 100 students per floor.
- 187 additional hydration stations were installed between July 2021 and June 2022.

Guardrail 1.3: The percentage of schools with at least two full-time equivalent positions, per 500 students, to support student mental and behavioral needs is above the target.

Guardrail Indicator: Overall Progress

On Track



- We are currently above our 2021-22 target.
- Full Time Equivalent (FTE) positions include counselors, climate staff, STEP team members, and psychologists.
- Schools are also supported by staff provided by external partners.
- 97% of schools off-track on all goals are meeting this indicator (up from 80% in 2019-20).

- **Instructional Environment Topic corresponds to the Instruction Topic on the District Wide Survey. A high Climate Topic score is considered a school-level Climate topic score of 7.0 or higher. A high Instructional Environment Topic Score is considered a school-level Instruction topic score of 8.0 or higher.**

- **In 2020-21, the suppression rules for respondent response rates were updated to protect respondent privacy and ensure accountability. This change resulted in more school-level Topic and Sub-Topic scores being suppressed due to low respondent response rates and classifies the schools as not meeting Guardrail Indicator 1.1. For more information on the design, administration, and scoring of the District Wide Survey, please visit: <https://philasd.org/dws>**

- **For the District Wide Survey, only students in grades 3-12 are surveyed. Parents/Guardians are counted by household, with one parent per household counted**

- **Schools without enough responses are designated as not meeting Guardrail Indicator 1.1. In 2021-22, 21 schools Off Track on all Eligible Leading Indicators, 10 schools Off Track on at least one Eligible Leading Indicator, and 2 schools On Track on all Eligible Leading Indicators had Climate and/or Instruction Topic Scores suppressed**

- **Full-time equivalent (FTE) positions refers to the equivalent hours worked by a single employee in a week. Schools that have a minimum of 1 FTE for every 250 students are categorized as meeting Guardrail Indicator 1.3. In 2021-22, Full-time equivalent (FTE) counts represent staffing levels at the end of May, 2022. In 2020-21 and earlier FTE counts represent staffing levels at the end of June of the respective year.**

- **Staff supporting student mental and behavioral needs includes the following positions, including contracted positions: Behavior analyst, Behavioral Health Counselor, Climate Support Specialist, School Climate Coordinator, School Climate Liaison, School Climate Manager, School Counselor, School Psychologist, Step Case Manager, Step Clinical Coordinator, Step Clinical Social Worker, and Step School Behavioral Consultant. Staff provided by External Providers, such as Intensive Behavioral Health Services (IBHS) staff, are not included.**