



THE SCHOOL DISTRICT OF
PHILADELPHIA

Goals & Guardrails Monitoring

Guardrail 2: Well-Rounded Education

Tony B. Watlington, Sr. Ed.D.
Superintendent

Tonya Wolford, Ph.D.
Chief
Office of Evaluation, Research, and Accountability

Jermaine Dawson, Ed.D.
Deputy Superintendent
Division of Academics

August 7, 2025



Arts, Athletics, & Co-Curriculars



Tonight you'll hear about:

- Guardrail 2: Every student will have a well-rounded education with arts, athletics, and other co-curricular opportunities integrated into the school experience.
- Information about participation and engagement in:
 - Visual and Performing Arts
 - Athletics and Co-Curriculars
- Strategic Actions and additional initiatives
 - Our focus going forward



Visual & Performing Arts Courses

Example Visual and Performing Arts Course Offerings



Performing Arts

Theater
Modern Dance
African Dance
Ballet
Tap & Jazz
Costume Design
Film
Screenwriting
Playwriting
Theatrical Production



Visual Arts

Photography
Sculpture
Painting
Art History
Studio Art
Ceramics
Crafts
Hand Building
Graphic Design



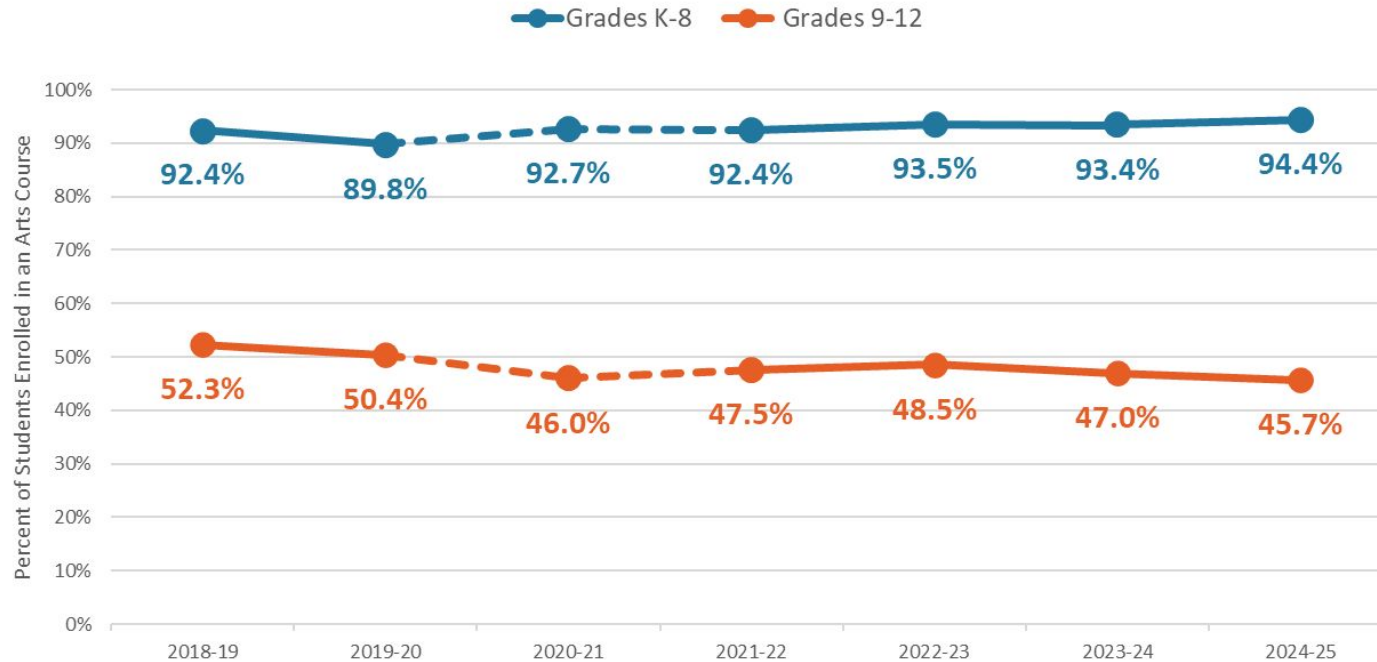
Music

Vocal Music
Choir
Band
Music Theory
Orchestra
Piano
Guitar
World Music
Jazz

Guardrail 2

Visual & Performing Arts

The percentage of K-8 students enrolled in a visual or performing arts course has remained high and increased from 2023-24 to 2024-25 (+1.0 percentage points).



Note: Data does not include Opportunity Network

Guardrail 2

Visual & Performing Arts

The percentage of K-12 students enrolled in an arts course varies by student group.

Student Group	# K-12 Students	% Students Enrolled in Visual/Performing Arts (2024-25)
Black/African American	51,519	75.2%
Hispanic/Latine	33,561	80.1%
White	18,208	86.8%
Asian	12,746	79.4%
Multi-Racial/Other	4,922	77.4%

Student Group	# K-12 Students	% Students Enrolled in Visual/Performing Arts (2024-25)
Has IEP	23,165	80.0%
Does not have IEP	97,911	78.6%
English Learner	27,695	82.2%
Not English Learner	93,332	77.9%

Guardrail 2

Visual & Performing Arts

The percentage of K-12 students enrolled in an arts course varies by school size.

School Enrollment	# Schools	# K-12 Students	Percent of Students Enrolled in Visual/Performing Arts (2024-25)
Less than 250	32	5,903	74.7%
250 - 499	101	36,491	87.6%
500 - 999	68	44,098	77.9%
Over 1,000	23	35,977	70.4%



Athletics and Co-Curriculars

A Selection of Co-Curricular Offerings

Leadership

National Honor Society, DECA Club,
Student Government, Mock Trial

Special Interest

Chess Club, Anime Club, Board
Game Club, Book Club, Debate
Club, Yearbook, Gardening Club,
Comic Book Club, History Club

Cultural/Affinity

Gay Straight Alliance, Social Justice
Club, South Asian Cultural Club



Art & Music

Art Club, Theater, Choir,
Photography, Film Club, Dance Club

Health & Wellness

Intramural Sports, ESport Club,
Athletics, Fitness Club, Cooking
Club, Running Club, Mountain
Biking Club

Math, Science & Technology

Robotics Club, Science Olympiad,
Math Club, Algebra Alliance

Guardrail 2

Athletics & Co-curriculars

About a quarter of K-12 students (27.1%) participated in athletics and/or Co-curricular activities in 2024-25.

	#/% Participating in Athletics or Co-curriculars	# Participating in Athletics Only	# Participating in Co-curriculars Only	# Participating in Both
2021-22	26,006 (22.5%)	4,100	20,589	1,317
2022-23	26,781 (23.5%)	5,252	19,882	1,647
2023-24	33,217 (29.3%)	5,087	26,086	2,044
2024-25	31,196 (27.1%)	5,279	23,971	1,946

Note: Available data is limited and includes only 1) staff-sponsored activities that were submitted for Extracurricular (EC) pay, and 2) after school enrichment (Office of Student Life) provided by 16 vendors. Data does not include Extended Day/Extended Year programming or other activities sponsored by City vendors. Data does not include Opportunity network.

Guardrail 2


Extended Day/Extended Year

In the 20 Extended Day/Extended Year (EDEY) schools, 3,234 students enrolled in before school and/or after school programming.

EDEY Goals	Results
Percent of Schools Offering Intramural Sports	75%
Percent of Students Exposed to Enrichment Programs	100%
Percent of Students Attended School 90% or More	75% (through June)

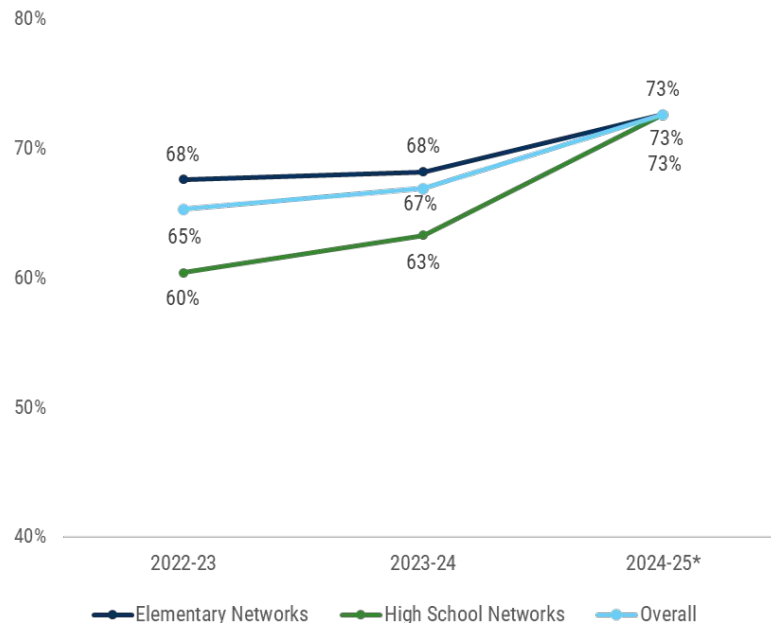
Guardrail 2 Survey Results

In the 2024-25 Philly School Experience Survey (PSES), school leaders reported an increased focus on Guardrail 2 since 2022-23.



Percentage of principals and assistant principals reporting “a great deal” of focus on Guardrail 2 (Enriching and Well-Rounded Experiences) at their schools

District principals and assistant principals, PSES 2022-23 through 2024-25*



*2024-25 PSES results are preliminary



Strategies for Improvement

Strategies to Improve Co-curricular Opportunities

Strategy	What Happened 2024-25	What's Next 2025-26
3.6 Implemented Year 1 of Extended Day/ Extended Year Programming in 20 schools	<ul style="list-style-type: none"> - Over 3,200 students in 20 schools participated in Before Care or After Care - Participating students had higher attendance in school compared to overall District K-8 students. 	Expand to 30 schools in 2025-26
2.8 Created database of all District partnerships	<ul style="list-style-type: none"> - Includes data on 162 programs and over 900 partner-school connections - Allows stakeholders to elevate programming, identify gaps, and direct resources to schools 	Publish as a public-facing dashboard
Created a Theory of Change (ToC) for Co-Curricular Programming	<ul style="list-style-type: none"> - Aligns partnerships with the District's vision for enrichment and extracurriculars - 100% of partners that came through the Office of Strategic Partnerships aligned their programming with ToC outcomes 	Pilot the Theory of Change with partner organizations
Began planning process for a study on availability of OST programming in Philadelphia	<ul style="list-style-type: none"> - <i>Study to be completed in 2025-26</i> 	Coordinate with William Penn to conduct study of OST

Strategies to Improve Athletics and Arts Participation

Strategy	What Happened 2024-25	What's Next 2025-26
Assess and renovate stadiums and supersite facilities	<ul style="list-style-type: none">- 3 supersites are currently under renovation to provide more usable spaces for athletics	Continue to assess 13 additional facilities over 2 years
Collaborate with School Safety Office to develop safety plans for athletic competitions	<ul style="list-style-type: none">- School Safety Office provided coverage and support for over 1,500 sporting events in 2024-25	Continue process in 2025-26 to ensure security procedures are followed at athletic competitions
Expand athletic programming to students in grades 4-6	<ul style="list-style-type: none">- 15 of the 20 Extended Day Extended Year schools (75%) offered intramural sports in 2024-25	Continue to expand intramural offerings through partnerships with EDEY
Enhance and expand the quality of Arts Programming across the district	<ul style="list-style-type: none">- Purchased district wide arts resources based on a needs assessment- Expanded high quality city-wide programs in music, art, and dance to increase opportunity and visibility for students in the arts	Enhance the quality of the curriculum with a focus on Arts Curriculum Integration



Board Guardrails

1

Every school will be a **safe, welcoming and healthy** place where our students, staff and community want to be and learn each day. This means that our schools will be: 1) **environmentally safe and clean**; and 2) spaces with **inclusive climates** that provide students with access to **robust social, emotional, and mental health supports**.

2

Every student will have a **well-rounded education** with **arts, athletics, and other co-curricular opportunities** integrated into the school experience.

3

Every parent and guardian will be **welcomed** and encouraged to be partners in their child's school community.

4

Our **students'** potential will **not be limited by practices that perpetuate systemic racism** and hinder student achievement.



THE SCHOOL DISTRICT OF
PHILADELPHIA