

Charter School Renewal Recommendations

May 11, 2015

Delaware Valley Charter High School

Recommendation: Nonrenewal

Student Body: Serves 696 students in grades 9-12
18% special education students
0% English language learners
75% economically disadvantaged

Location: North Philadelphia

Mission: The mission of DVCCHS is to ensure all students develop the critical thinking and social skills necessary to successfully complete a postsecondary education and succeed in a career.

Opening Date: 2000

Delaware Valley Charter High School

I. Academic Success (1 of 3)

Rating	Does Not Meet Domain Standard
--------	-------------------------------

Academic Achievement				
	2010-11	2011-12	2012-13	2013-14
Math Proficiency	48.6%	27.2%	19.1%	20.0%
Reading Proficiency	55.5%	21.7%	37.4%	37.9%
Science Proficiency	3.6%	2.1%	5.6%	11.8%

Delaware Valley Charter High School

I. Academic Success (2 of 3)

Rating	Does Not Meet Domain Standard			
---------------	--------------------------------------	--	--	--

Academic Growth & Retention				
	2010-11	2011-12	2012-13	2013-14
Math Average Growth Index	13.3	-2.0	-6.4	-4.4
Reading Average Growth Index	9.7	-8.4	-12.6	-2.6
4-Year Retention	69.9%	71.1%	68.5%	52.1%
Within Year Retention	95.6%	93.3%	90.5%	90.9%
Across Year Retention	96.7%	75.4%	86.6%	86.9%

Delaware Valley Charter High School

I. Academic Success (3 of 3)





2013-14 School Progress Report


Overall Tier	Overall Score	Overall City Rank	Overall Peer Rank
Intervene	18%	54 th of 71	13 th of 27
Achievement Tier	Achievement Score	Achievement City Rank	Achievement Peer Rank
Intervene	3%	61 st of 71	18 th of 27
Progress Tier	Progress Score	Progress City Rank	Progress Peer Rank
Intervene	14%	58 th of 71	19 th of 27
College & Career Tier	College & Career Score	College & Career City Rank	College & Career Peer Rank
Reinforce	52%	40 th of 70	7 th of 26
Climate Tier	Climate Score	Climate City Rank	Climate Peer Rank
Watch	31%	52 nd of 72	13 th of 28

Model	75-100%
Reinforce	50-74%
Watch	25-49%
Intervene	0-24%

Delaware Valley Charter High School

II. Organizational Compliance (1 of 2)

Does Not Meet Domain Standard	
Rating	
	<p>Special Education Compliance</p> <p>Child Find programming is in place. General education teachers are not sufficiently involved in programming. 32 special education files had compliance deficiencies.</p>
	<p>ELL Compliance</p> <p>The W-APT test is not administered and ELL students do not receive daily instruction by a certified bilingual/ESL teacher.</p>
	<p>Admissions Policies</p> <p>Application must be submitted online and was only available in English at the site visit. The school conducted two lotteries and parents described a required orientation pre-admittance and noncompliant use of the waiting list.</p>
	<p>Discipline Policies</p> <p>Adopted code of conduct is provided to families. Site visit members observed provisions of the code of conduct not being implemented.</p>




 Meets Standard




 Approaching Standard

 Does Not Meet Standard

Delaware Valley Charter High School




II. Organizational Compliance (2 of 2)




Rating		Does Not Meet Domain Standard	
Mission Fulfillment		Mission is understood by stakeholders and school has programming aligned to mission.	
Board of Trustees Compliance		All officer roles are not executed and Board minutes do not illustrate reappointment to consecutive terms. Board minutes appear to comply with Sunshine Act.	
Timely Reporting & Personnel Compliance		Met certification, but not highly qualified requirements across charter term. FY12-14 findings related to missing checks and clearances. Missed PSERS payments in 2012-13 and 2013-14.	

-  Meets Standard
-  Approaching Standard
-  Does Not Meet Standard

Delaware Valley Charter High School

III. Financial Stewardship

Does Not Meet Domain Standard	
Rating	
Financial Health	 <p>Negative fund balance across charter term. Current ratio less than one across charter term. Inadequate cash balances across charter term.</p>
	 <p>FY11 audit finding for cash disbursements without documentation. FY13 audit finding for insufficient internal controls to detect \$160,000 in overpayment. Did not include all District payments on invoice to PDE and failed to make accurate calculations on PDE reports, resulting in funds the school was not owed. Did not maintain attendance properly in the School Computer Network.</p>
Fiscal Management	

 Meets Standard
  Approaching Standard
  Does Not Meet Standard

Folk Arts Cultural Treasures Charter School

Recommendation:	5-Year Renewal with Conditions
Student Body:	Serves 472 students in grades K-8 13% special education students 12% English language learners 84% economically disadvantaged
Location:	Chinatown
Mission:	FACTS will provide children with an exemplary education that utilizes traditional arts and cultures found within their own and neighboring communities as the catalyst for critical inquiry and community engagement.
Opening Date:	2005

Folk Arts Cultural Treasures Charter School

I. Academic Success (1 of 3)

Rating	Meets Domain Standard
---------------	------------------------------

Academic Achievement				
	2010-11	2011-12	2012-13	2013-14
Math Proficiency	80.9%	78.3%	83.9%	84.1%
Reading Proficiency	71.0%	75.5%	78.1%	75.3%
Science Proficiency	64.9%	74.5%	74.5%	75.3%
Writing Proficiency	93.2%	89.5%	82.4%	85.1%

Folk Arts Cultural Treasures Charter School

I. Academic Success (2 of 3)

Rating	Meets Domain Standard
---------------	------------------------------

Academic Growth & Retention				
	2010-11	2011-12	2012-13	2013-14
Math Average Growth Index	4.9	-2.8	7.2	6.6
Reading Average Growth Index	3.9	3.5	7.1	2.3
Within Year Retention	98.9%	99.6%	99.8%	99.8%
Across Year Retention	96.7%	96.2%	97.9%	97.2%

Folk Arts Cultural Treasures Charter School

I. Academic Success (3 of 3)

2013-14 School Progress Report




Overall Tier	Overall Score	Overall City Rank	Overall Peer Rank
Model	85%	City Leader	Peer Leader
Achievement Tier	Achievement Score	Achievement City Rank	Achievement Peer Rank
Model	80%	6th of 126	2nd of 15
Progress Tier	Progress Score	Progress City Rank	Progress Peer Rank
Model	83%	3rd of 126	Peer Leader
Climate Tier	Climate Score	Climate City Rank	Climate Peer Rank
Model	95%	9th of 126	2nd of 15

Model	75-100%
Reinforce	50-74%
Watch	25-49%
Intervene	0-24%

Folk Arts Cultural Treasures Charter School




II. Organizational Compliance (1 of 2)




Meets Domain Standard	
Rating	
Special Education Compliance	<p>Child find processes are in place. Programming appears adequate to meet students' needs with services provided in the least restrictive environment.</p>
ELL Compliance	<p>Identification, placement, and programming appear compliant.</p>
Admissions Policies	<p>Application requests basic information, is available in five languages, and can be accessed and submitted via mail, fax, and in person. Public lottery is held post deadline and waiting list is valid for one year.</p>
Discipline Policies	<p>Adopted code of conduct is shared with families. The code of conduct is regularly referenced with consequences applied consistently.</p>

-  Meets Standard
-  Approaching Standard
-  Does Not Meet Standard

Folk Arts Cultural Treasures Charter School



II. Organizational Compliance (2 of 2)

Rating		Meets Domain Standard	
Mission Fulfillment		Mission is understood by stakeholders and operationalized in school systems and activities.	
Board of Trustees Compliance		Board appears to comply with Bylaws and meetings appear to comply with the Sunshine Act. Statements of Financial Interest were not submitted timely.	
Timely Reporting & Personnel Compliance		Met certification, but not highly qualified requirements over charter term. Submitted annual reports timely and did not miss any PSERS payments.	

-  Meets Standard
-  Approaching Standard
-  Does Not Meet Standard

Folk Arts Cultural Treasures Charter School

III. Financial Stewardship

Rating		Approaching Domain Standard
Financial Health		Sound financial health; meeting standard industry indicators and ratios.
Fiscal Management		No exceptions identified in transactions review. FY11 audit finding related to federal reporting which was not repeated in subsequent years . Internal controls concerns raised due to minimal segregation of duties. FACTS is actively addressing the concerns raised by reassigning duties, removing the Finance Director as a check signer, and adopting a formal Accounting Manual.



Meets Standard



Approaching Standard



Does Not Meet Standard

Folk Arts Cultural Treasures Charter School Charter Agreement Conditions

- Adopt an internal controls policy that is adhered to and monitored on a regular basis.
- Update admissions policy to provide that, if seats open during the year or between years, the school shall accept students from the waiting list or new applicants if no students on waiting list.
- Maintain Board meeting minutes in accordance with Sunshine Act, documenting any abstentions appropriately.
- Dates, times, and locations of Board meetings are posted on school's website and meeting minutes within two weeks of approval.
- 100% of core subject teaching staff are highly qualified.

Independence Charter School

Recommendation: 5-Year Renewal with Conditions

Student Body: Serves 810 students in grades K-8
11% special education students
4% English language learners
54% economically disadvantaged

Location: Center City

Mission: ICS provides an intellectually-stimulating curriculum with a global focus designed to develop independent, thoughtful global citizens, emphasizing second language acquisition and integration of arts, ideas, and histories from around the world.

Opening Date: 2001

Independence Charter School

I. Academic Success (1 of 3)

Rating	Meets Domain Standard			
---------------	------------------------------	--	--	--

Academic Achievement				
	2010-11	2011-12	2012-13	2013-14
Math Proficiency	78.3%	78.7%	75.3%	74.3%
Reading Proficiency	69.3%	73.0%	68.9%	68.8%
Science Proficiency	69.5%	61.6%	72.8%	66.1%
Writing Proficiency	81.1%	78.3%	70.2%	72.8%

Independence Charter School

I. Academic Success (2 of 3)

Rating	Meets Domain Standard
---------------	------------------------------

Academic Growth & Retention				
	2010-11	2011-12	2012-13	2013-14
Math Average Growth Index	4.0	1.1	8.5	3.3
Reading Average Growth Index	2.9	4.2	1.2	-2.1
Within Year Retention	99.0%	99.1%	99.8%	99.6%
Across Year Retention	97.3%	96.8%	97.6%	96.0%

Independence Charter School

I. Academic Success (3 of 3)

2013-14 School Progress Report


Overall Tier	Overall Score	Overall City Rank	Overall Peer Rank
Reinforce	61%	14 th of 126	3 rd of 15
Achievement Tier	Achievement Score	Achievement City Rank	Achievement Peer Rank
Reinforce	72%	11 th of 126	3 rd of 15
Progress Tier	Progress Score	Progress City Rank	Progress Peer Rank
Watch	41%	38 th of 126	5 th of 15
Climate Tier	Climate Score	Climate City Rank	Climate Peer Rank
Model	93%	13 th of 126	3 rd of 15

Model	75-100%
Reinforce	50-74%
Watch	25-49%
Intervene	0-24%

Independence Charter School

II. Organizational Compliance (1 of 2)

Approaching Domain Standard	
Rating	
Special Education Compliance	<p>Child Find processes are in place. The school utilizes both push-in and pull-out models; however, a pull-out model is used in grades K-4.</p> <p>Identification and placement procedures appear compliant. Daily instruction is not provided by a certified bilingual/ESL teacher.</p>
ELL Compliance	<p>Application requests basic information, is available in five languages, and can be accessed and submitted via email and in person. Public lottery is held post deadline and waiting list is valid for one year.</p>
Admissions Policies	<p>Adopted Code of Conduct is shared with families. Concerns raised regarding consistent implementation of the code of conduct.</p>




 Meets Standard

 Approaching Standard

 Does Not Meet Standard

Independence Charter School

II. Organizational Compliance (2 of 2)

Rating		Approaching Domain Standard	
Mission Fulfillment		Mission is understood by stakeholders and operationalized in school systems and activities.	
Board of Trustees Compliance		Board appears to comply with Bylaws and the Sunshine Act. Statements of Financial Interest were submitted timely during the charter term.	
Timely Reporting & Personnel Compliance		Met certification, but not highly qualified requirements over charter term. Submitted annual reports timely and did not miss any PSERS payments.	



Meets Standard





Approaching Standard






Does Not Meet Standard

Independence Charter School

III. Financial Stewardship

Rating		Meets Domain Standard
Financial Health		Sound financial health; meeting standard industry indicators and ratios.
Fiscal Management		No exceptions identified in transactions review.
		No independent CPA audit findings or deficiencies during charter term. No deficiencies noted in internal controls.

-  Meets Standard
-  Approaching Standard
-  Does Not Meet Standard

Independence Charter School Charter Agreement Conditions

- Submit a plan for ELL programming which complies with PA Chapter 4 standards.
- Submit a comprehensive special education plan which ensures programming is provided in the least restrictive environment in all grades.
- Apply Student Code of Conduct consistently for all students.
- Update admissions policy to provide that, if seats open during the year or between years, the school shall accept students from waiting list or new applicants if no students on waiting list.
- Dates, times, and locations of Board meetings are posted on school's website and meeting minutes within two weeks of approval.
- 100% of core subject teaching staff are highly qualified.

Mastery Charter High School

Recommendation: 5-Year Renewal with Conditions

Student Body: Serves 556 students in grades 7-12
24% special education students
2% English language learners
68% economically disadvantaged

Location: Center City

Mission: All students learn the academic and personal skills they need to succeed in higher education, compete in the global economy, and pursue their dreams.

Opening Date: 2001

Mastery Charter High School

I. Academic Success (1 of 4)

Rating	Approaching Domain Standard
--------	-----------------------------

Academic Achievement				
	2010-11	2011-12	2012-13	2013-14
Math Proficiency	67.2%	78.7%	72.6%	60.3%
Reading Proficiency	68.8%	71.6%	64.1%	54.9%
Science Proficiency	18.5%	25.2%	42.9%	29.6%

Mastery Charter High School

I. Academic Success (2 of 4)

Rating	Approaching Domain Standard
---------------	------------------------------------

Academic Growth & Retention				
	2010-11	2011-12	2012-13	2013-14
Math Average Growth Index HS	7.4	9.3	-3.1	-4.5
Reading Average Growth Index HS	1.5	9.1	-0.3	-1.6
Math Average Growth Index MS	4.9	4.5	1.2	0.2
Reading Average Growth Index MS	1.6	5.3	1.1	-2.7
4-Year Retention	64.0%	72.5%	60.3%	71.8%
Within Year Retention	96.6%	96.1%	96.1%	96.1%
Across Year Retention	82.7%	84.4%	87.9%	80.7%

Mastery Charter High School

I. Academic Success (3 of 4)

2013-14 School Progress Report – Grades 7 & 8

Overall Tier	Overall Score	Overall City Rank	Overall Peer Rank
Watch	31%	18 th of 33	12 th of 26
Achievement Tier	Achievement Score	Achievement City Rank	Achievement Peer Rank
Watch	40%	15 th of 33	9 th of 26
Progress Tier	Progress Score	Progress City Rank	Progress Peer Rank
Intervene	8%	27 th of 33	20 th of 26
Climate Tier	Climate Score	Climate City Rank	Climate Peer Rank
Reinforce	67%	9 th of 33	6 th of 26

Model	75-100%
Reinforce	50-74%
Watch	25-49%
Intervene	0-24%

Mastery Charter High School

I. Academic Success (4 of 4)





2013-14 School Progress Report – Grades 9-12


Overall Tier	Overall Score	Overall City Rank	Overall Peer Rank
Watch	47%	21 st of 71	5 th of 18
Achievement Tier	Achievement Score	Achievement City Rank	Achievement Peer Rank
Watch	34%	15 th of 70	Peer Leader
Progress Tier	Progress Score	Progress City Rank	Progress Peer Rank
Watch	28%	37 th of 71	12 th of 18
College & Career Tier	College & Career Score	College & Career City Rank	College & Career Peer Rank
Model	78%	20 th of 70	5 th of 18
Climate Tier	Climate Score	Climate City Rank	Climate Peer Rank
Model	80%	12 th of 72	2 nd of 18

Model	75-100%
Reinforce	50-74%
Watch	25-49%
Intervene	0-24%


Mastery Charter High School


II. Organizational Compliance (1 of 2)

Approaching Domain Standard	
Rating	
	<p>Special Education Compliance</p> <p>Child find processes are in place. Inclusion model implemented with push-in support and co-teaching. Teachers expressed large caseloads across grades making it challenging to provide all services desired.</p>
	<p>ELL Compliance</p> <p>Identification and placement procedures appear compliant. Daily instruction is not provided by a certified bilingual/ESL teacher.</p>
	<p>Admissions Policies</p> <p>Adopted charter common application which can be downloaded in six different languages and submitted in person or online. Established deadline with lottery thereafter. New waiting list each year.</p>
	<p>Discipline Policies</p> <p>Code of conduct is shared with families. The climate team supports teachers in implementation and records support appropriate violations leading to hearing.</p>

 Meets Standard




 Approaching Standard




 Approaching Standard

 Does Not Meet Standard

Mastery Charter High School



II. Organizational Compliance (2 of 2)




Rating		Approaching Domain Standard	
Mission Fulfillment		Mission is understood by stakeholders and operationalized in school systems and activities.	
Board of Trustees Compliance		Board complies with most areas of Bylaws, outside of term length. Board meetings appear to comply with the Sunshine Act. Statements of Financial Interest submitted timely.	
Timely Reporting & Personnel Compliance		Met certification, but not highly qualified requirements over charter term. Submitted annual reports timely and did not miss any PSERS payments.	

-  Meets Standard
-  Approaching Standard
-  Does Not Meet Standard

Mastery Charter High School

III. Financial Stewardship

Rating		Meets Domain Standard
Financial Health		Sound financial health; meeting standard industry indicators and ratios.
Fiscal Management		No exceptions identified in transactions review. FY11 audit finding for failure to perform timely account reconciliation. The finding was not repeated in subsequent years. The school serves as the charter management organization (CMO), sharing common Board membership with other Mastery schools during the charter term. Moving forward, the CMO Board will be independent.

-  Meets Standard
-  Approaching Standard
-  Does Not Meet Standard

Mastery Charter High School Charter Agreement Conditions

- Submit a plan for ELL programming which complies with PA Chapter 4 standards.
- Voting members of the Charter Management Organization Board (Mastery Charter HS) shall not be voting members of the Board of other Mastery charter schools.
- Submit updated Board bylaws with amended term limits.
- Update admissions policy to provide that, if seats open during the year or between years, the school shall accept students from waiting list or new applicants if no students on waiting list.
- Dates, times, and locations of Board meetings are posted on school's website and meeting minutes within two weeks of approval.
- 100% of core subject teaching staff are highly qualified.

Mastery Charter School Harrity Elementary (Renaissance)

Recommendation:	5-Year Renewal with Conditions
Student Body:	Serves 846 students in grades K-8 16% special education students 2% English language learners 86% economically disadvantaged
Location:	West Philadelphia
Mission:	All students learn the academic and personal skills they need to succeed in higher education, compete in the global economy, and pursue their dreams.
Opening Date:	2010

Mastery Charter School Harrity Elementary

I. Academic Success (1 of 3)

Rating	Meets Domain Standard			
Academic Achievement				
	2010-11	2011-12	2012-13	2013-14
Math Proficiency	54.1%	64.4%	55.6%	54.6%
Reading Proficiency	35.6%	46.9%	41.9%	45.7%
Science Proficiency	28.2%	45.0%	35.9%	44.2%
Writing Proficiency	47.5%	62.6%	66.7%	56.6%

From 2009-10 (pre-charter conversion) to 2013-14, there was a net increase of 19 percentage points in math and 20 percentage points in reading.

Mastery Charter School Harrity Elementary

I. Academic Success (2 of 3)

Rating	Meets Domain Standard
---------------	------------------------------

Academic Growth & Retention				
	2010-11	2011-12	2012-13	2013-14
Math Average Growth Index	NA	9.4	2.0	0.5
Reading Average Growth Index	NA	6.4	3.7	3.2
Within Year Retention	94.8%	94.6%	95.3%	95.7%
Across Year Retention	88.6%	91.4%	93.5%	91.6%

Mastery Charter School Harrity Elementary

I. Academic Success (3 of 3)





2013-14 School Progress Report




Overall Tier	Overall Score	Overall City Rank	Overall Peer Rank
Reinforce	50%	32 nd of 126	3 rd of 21
Achievement Tier	Achievement Score	Achievement City Rank	Achievement Peer Rank
Watch	43%	37 th of 126	4 th of 21
Progress Tier	Progress Score	Progress City Rank	Progress Peer Rank
Watch	49%	25 th of 126	4 th of 21
Climate Tier	Climate Score	Climate City Rank	Climate Peer Rank
Reinforce	61%	52 nd of 126	11 th of 21

Model	75-100%
Reinforce	50-74%
Watch	25-49%
Intervene	0-24%

Mastery Charter School Harrity Elementary




II. Organizational Compliance (1 of 2)




Rating		Approaching Domain Standard
Special Education Compliance		Child Find processes are in place. Push-in and pull-out supports are provided; however decisions to not appear drive by least restrictive environment. 79% of the IEP sample files reviewed were compliant.
ELL Compliance		Identification and placement procedures appear compliant. Daily instruction is not provided by a certified bilingual/ESL teacher.
Admissions Policies		Adopted charter common application which can be downloaded in six different languages and submitted in person or online. Students are accepted on a rolling basis from within catchment as a Renaissance school.
Discipline Policies		Adopted code of conduct is shared with families. Ongoing professional development supports consistent implementation.

 Meets Standard
  Approaching Standard
  Does Not Meet Standard

Mastery Charter School Harrity Elementary



II. Organizational Compliance (2 of 2)




Rating		Approaching Domain Standard	
Mission Fulfillment		Mission is understood by stakeholders and operationalized in school systems and activities.	
Board of Trustees Compliance		Board complies with most areas of Bylaws, outside of term length. Board meetings appear to comply with the Sunshine Act. Statements of Financial Interest submitted timely.	
Timely Reporting & Personnel Compliance		Met certification, but not highly qualified requirements over charter term. Submitted annual reports timely and did not miss any PSERS payments.	

 Meets Standard
  Approaching Standard
  Does Not Meet Standard

Mastery Charter School Harrity Elementary

III. Financial Stewardship

Rating		Meets Domain Standard
Financial Health		Sound financial health; meeting standard industry indicators and ratios.
Fiscal Management		No exceptions identified in transactions review. FY11 audit finding for failure to perform timely account reconciliation. The finding was not repeated in subsequent years. The school Board and charter management organization Board shared common membership during the charter term. Moving forward, the Boards will be independent.

-  Meets Standard
-  Approaching Standard
-  Does Not Meet Standard

Mastery Charter School Harrity Elementary Charter Agreement Conditions

- Submit a plan for ELL programming which complies with PA Chapter 4 standards.
- Maintain a compliant IEP for every student with special needs.
- Submit updated Board bylaws with amended term limits.
- Update admissions policy to provide that, if seats open during the year or between years, the school shall accept students from the waiting list or new applicants if no students on waiting list.
- Dates, times, and locations of Board meetings are posted on school's website and meeting minutes within two weeks of approval.
- 100% of core subject teaching staff are highly qualified.

Mastery Charter School Mann Elementary (Renaissance)

Recommendation: 5-Year Renewal

Student Body: Serves 553 students in grades K-6
15% special education students
3% English language learners
80% economically disadvantaged

Location: Wynnefield

Mission: All students learn the academic and personal skills they need to succeed in higher education, compete in the global economy, and pursue their dreams.

Opening Date: 2010

Mastery Charter School Mann Elementary

I. Academic Success (1 of 3)

Rating	Meets Domain Standard
--------	-----------------------

Academic Achievement				
	2010-11	2011-12	2012-13	2013-14
Math Proficiency	61.7%	83.7%	79.2%	75.9%
Reading Proficiency	46.1%	61.4%	55.2%	52.9%
Science Proficiency	48.5%	57.1%	52.0%	54.7%
Writing Proficiency	56.7%	62.3%	65.7%	85.9%

From 2009-10 (pre-charter conversion) to 2013-14, there was a net increase of 27 percentage points in math and 12 percentage points in reading.

Mastery Charter School Mann Elementary

I. Academic Success (2 of 3)

Rating	Meets Domain Standard
---------------	------------------------------

Academic Growth & Retention				
	2010-11	2011-12	2012-13	2013-14
Math Average Growth Index	NA	9.7	3.1	2.4
Reading Average Growth Index	NA	5.6	3.6	0.7
Within Year Retention	97.9%	98.7%	98.6%	98.6%
Across Year Retention	86.5%	88.3%	91.9%	91.9%

Mastery Charter School Mann Elementary

I. Academic Success (3 of 3)

2013-14 School Progress Report




Overall Tier	Overall Score	Overall City Rank	Overall Peer Rank
Reinforce	55%	6 th of 61	2 nd of 22
Achievement Tier	Achievement Score	Achievement City Rank	Achievement Peer Rank
Reinforce	57%	8 th of 61	3 rd of 22
Progress Tier	Progress Score	Progress City Rank	Progress Peer Rank
Reinforce	51%	11 th of 61	3 rd of 22
Climate Tier	Climate Score	Climate City Rank	Climate Peer Rank
Reinforce	62%	20 th of 62	5 th of 22

Model	75-100%
Reinforce	50-74%
Watch	25-49%
Intervene	0-24%

Mastery Charter School Mann Elementary




II. Organizational Compliance (1 of 2)




Meets Domain Standard	
Rating	
Special Education Compliance	<p>Child find processes are in place. School provides pull-in and push-out supports depending on the IEP. 100% of the IEP sample files reviewed were compliant.</p>
ELL Compliance	<p>Identification and placement procedures appear compliant. Daily instruction is not provided by a certified bilingual/ESL teacher.</p>
Admissions Policies	<p>Adopted charter common application which can be downloaded in six different languages and submitted in person or online. Students are accepted on a rolling basis from within catchment as a Renaissance school.</p>
Discipline Policies	<p>Adopted code of conduct is shared with families. Systems are in place to support consistent implementation.</p>

-  Meets Standard
-  Approaching Standard
-  Does Not Meet Standard

Mastery Charter School Mann Elementary



II. Organizational Compliance (2 of 2)

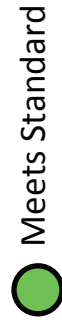
Rating		Meets Domain Standard	
Mission Fulfillment		Mission is understood by stakeholders and operationalized in school systems and activities.	
Board of Trustees Compliance		Board complies with most areas of Bylaws, outside of term length. Board meetings appear to comply with the Sunshine Act. Statements of Financial Interest submitted timely.	
Timely Reporting & Personnel Compliance		Met certification and highly qualified requirements over charter term. Submitted annual reports timely and did not miss any PSERS payments.	

-  Meets Standard
-  Approaching Standard
-  Does Not Meet Standard

Mastery Charter School Mann Elementary

III. Financial Stewardship

Rating		Meets Domain Standard
Financial Health		Sound financial health; meeting standard industry indicators and ratios.
Fiscal Management		No exceptions identified in transactions review. FY11 audit finding for failure to perform timely account reconciliation. The finding was not repeated in subsequent years. The school Board and charter management organization Board shared common membership during the charter term. Moving forward, the Boards will be independent.



Meets Standard



Approaching Standard



Does Not Meet Standard

Mastery Charter School Smedley Elementary (Renaissance)

Recommendation:	5-Year Renewal with Conditions
Student Body:	Serves 733 students in grades K-6 20% special education students 5% English language learners 93% economically disadvantaged
Location:	Frankford
Mission:	All students learn the academic and personal skills they need to succeed in higher education, compete in the global economy, and pursue their dreams.
Opening Date:	2010

Mastery Charter School Smedley Elementary

I. Academic Success (1 of 3)

Rating	Meets Domain Standard			
Academic Achievement				
	2010-11	2011-12	2012-13	2013-14
Math Proficiency	47.8%	55.7%	54.8%	50.8%
Reading Proficiency	35.4%	38.0%	41.1%	41.3%
Science Proficiency	40.4%	50.0%	44.0%	45.6%
Writing Proficiency	32.5%	44.3%	47.8%	62.9%

From 2009-10 (pre-charter conversion) to 2013-14, there was a net increase of 20 percentage points in both math and reading.

Mastery Charter School Smedley Elementary

I. Academic Success (2 of 3)

Rating	Meets Domain Standard			
---------------	------------------------------	--	--	--

Academic Growth & Retention				
	2010-11	2011-12	2012-13	2013-14
Math Average Growth Index	NA	8.6	4.1	-2.9
Reading Average Growth Index	NA	1.6	8.1	0.4
Within Year Retention	93.5%	90.8%	95.8%	94.3%
Across Year Retention	87.8%	89.5%	92.9%	92.5%

Mastery Charter School Smedley Elementary

I. Academic Success (3 of 3)





2013-14 School Progress Report




Overall Tier	Overall Score	Overall City Rank	Overall Peer Rank
Watch	39%	24 th of 61	4 th of 20
Achievement Tier	Achievement Score	Achievement City Rank	Achievement Peer Rank
Watch	40%	18 th of 61	3 rd of 20
Progress Tier	Progress Score	Progress City Rank	Progress Peer Rank
Watch	30%	27 th of 61	11 th of 20
Climate Tier	Climate Score	Climate City Rank	Climate Peer Rank
Reinforce	61%	22 th of 62	3 rd of 21

Model	75-100%
Reinforce	50-74%
Watch	25-49%
Intervene	0-24%

Mastery Charter School Smedley Elementary




II. Organizational Compliance (1 of 2)




Rating		Approaching Domain Standard
Special Education Compliance		Child find processes are in place. Students receive push-in and pull-out services based on the IEP and programming appears adequate.
ELL Compliance		Identification and placement procedures appear compliant. Daily instruction is not provided by a certified bilingual/ESL teacher.
Admissions Policies		Adopted charter common application which can be downloaded in six different languages and submitted in person or online. Students are accepted on a rolling basis from within catchment as a Renaissance school.
Discipline Policies		Adopted code of conduct is shared with families. Systems are in place to support consistent implementation.

-  Meets Standard
-  Approaching Standard
-  Does Not Meet Standard

Mastery Charter School Smedley Elementary



II. Organizational Compliance (2 of 2)

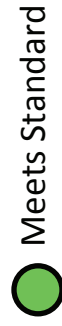
Rating		Approaching Domain Standard	
Mission Fulfillment		Mission is understood by stakeholders and operationalized in school systems and activities.	
Board of Trustees Compliance		Board complies with most areas of Bylaws, outside of term length. Board meetings appear to comply with the Sunshine Act. Statements of Financial Interest submitted timely.	
Timely Reporting & Personnel Compliance		Met certification, but not highly qualified requirements over charter term. Submitted annual reports timely and did not miss any PSERS payments.	

-  Meets Standard
-  Approaching Standard
-  Does Not Meet Standard

Mastery Charter School Smedley Elementary

III. Financial Stewardship

Rating		Meets Domain Standard
Financial Health		Sound financial health; meeting standard industry indicators and ratios.
Fiscal Management		No exceptions identified in transactions review. FY11 audit finding for failure to perform timely account reconciliation. The finding was not repeated in subsequent years. The school Board and charter management organization Board shared common membership during the charter term. Moving forward, the Boards will be independent.



Meets Standard



Approaching Standard



Does Not Meet Standard

Mastery Charter School Smedley Elementary Charter Agreement Conditions

- Submit a plan for ELL programming which complies with PA Chapter 4 standards.
- Submit updated Board bylaws with amended term limits.
- Update admissions policy to provide that, if seats open during the year or between years, the school shall accept students from the waiting list or new applicants if no students on waiting list.
- Dates, times, and locations of Board meetings are posted on school's website and meeting minutes within two weeks of approval.
- 100% of core subject teaching staff are highly qualified.

Mastery Charter School – Thomas Campus

Recommendation: 5-Year Renewal with Conditions

Student Body: Serves 1,319 students in grades K-12
15% special education students
13% English language learners
71% economically disadvantaged

Location: South Philadelphia

Mission: All students learn the academic and personal skills they need to succeed in higher education, compete in the global economy, and pursue their dreams.

Opening Date: 2005

Mastery Charter School – Thomas Campus

I. Academic Success (1 of 4)

Rating	Meets Domain Standard
--------	-----------------------

Academic Achievement				
	2010-11	2011-12	2012-13	2013-14
Math Proficiency	76.7%	85.9%	75.0%	69.5%
Reading Proficiency	74.0%	73.6%	69.2%	64.2%
Science Proficiency	26.7%	35.9%	38.1%	47.5%

Mastery Charter School – Thomas Campus

I. Academic Success (2 of 4)

Rating	Meets Domain Standard
---------------	------------------------------

Academic Growth & Retention				
	2010-11	2011-12	2012-13	2013-14
Math Average Growth Index HS	8.4	8.4	1.7	1.2
Reading Average Growth Index HS	6.4	6.9	0.1	6.0
Math Average Growth Index MS	5.1	3.0	2.7	3.8
Reading Average Growth Index MS	4.3	4.8	4.8	2.3
4-Year Retention	59.5%	62.7%	59.1%	68.2%
Within Year Retention	96.6%	96.8%	95.9%	96.7%
Across Year Retention	87.5%	90.8%	83.5%	95.5%

Mastery Charter School – Thomas Campus

I. Academic Success (3 of 4)

2013-14 School Progress Report – Grades K-8

Overall Tier	Overall Score	Overall City Rank	Overall Peer Rank
Reinforce	74%	4 th of 126	Peer Leader
Achievement Tier	Achievement Score	Achievement City Rank	Achievement Peer Rank
Reinforce	62%	18 th of 126	Peer Leader
Progress Tier	Progress Score	Progress City Rank	Progress Peer Rank
Model	75%	6 th of 126	2 nd of 15
Climate Tier	Climate Score	Climate City Rank	Climate Peer Rank
Model	91%	17 th of 126	Peer Leader

Model	75-100%
Reinforce	50-74%
Watch	25-49%
Intervene	0-24%

Mastery Charter School – Thomas Campus

I. Academic Success (4 of 4)





2013-14 School Progress Report – Grades 9-12




Overall Tier	Overall Score	Overall City Rank	Overall Peer Rank
Reinforce	55%	15 th of 71	7 th of 21
Achievement Tier	Achievement Score	Achievement City Rank	Achievement Peer Rank
Watch	42%	11 th of 70	7 th of 21
Progress Tier	Progress Score	Progress City Rank	Progress Peer Rank
Watch	48%	19 th of 71	6 th of 21
College & Career Tier	College & Career Score	College & Career City Rank	College & Career Peer Rank
Reinforce	65%	30 th of 70	11 th of 21
Climate Tier	Climate Score	Climate City Rank	Climate Peer Rank
Model	79%	14 th of 72	6 th of 21

Model	75-100%
Reinforce	50-74%
Watch	25-49%
Intervene	0-24%

Mastery Charter School – Thomas Campus




II. Organizational Compliance (1 of 2)




Approaching Domain Standard	
Rating	
Special Education Compliance	 <p>Child find processes are in place. Push-in and pull-out supports are in place with process closely monitored.</p>
ELL Compliance	 <p>Identification and placement procedures appear compliant. There is insufficient certified ESL staff to support all students. Formalized progress monitoring is not in place in MS/HS.</p>
Admissions Policies	 <p>Adopted charter common application which can be downloaded in six different languages and submitted in person or online. Established deadline with lottery thereafter. New waiting list each year.</p>
Discipline Policies	 <p>Code of conduct is shared with families. Due process procedures are outlined and records support appropriate violations leading to a hearing.</p>

 Meets Standard
  Approaching Standard
  Does Not Meet Standard

Mastery Charter School – Thomas Campus



II. Organizational Compliance (2 of 2)

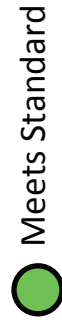
Rating		Approaching Domain Standard	
Mission Fulfillment		Mission is understood by stakeholders and operationalized in school systems and activities.	
Board of Trustees Compliance		Board complies with most areas of Bylaws, outside of term length. Board meetings appear to comply with the Sunshine Act. Statements of Financial Interest submitted timely.	
Timely Reporting & Personnel Compliance		Met certification, but not highly qualified requirements over charter term. Submitted annual reports timely and did not miss any PSERS payments.	

-  Meets Standard
-  Approaching Standard
-  Does Not Meet Standard

Mastery Charter School – Thomas Campus

III. Financial Stewardship

Rating		Meets Domain Standard
Financial Health		Sound financial health; meeting standard industry indicators and ratios.
Fiscal Management		No exceptions identified in transactions review. FY11 audit finding for failure to perform timely account reconciliation. The finding was not repeated in subsequent years. The school Board and charter management organization Board shared common membership during the charter term. Moving forward, the Boards will be independent.



Meets Standard



Approaching Standard



Does Not Meet Standard

Mastery Charter School – Thomas Campus Charter Agreement Conditions

- Submit a plan for ELL programming which complies with PA Chapter 4 standards.
- Submit updated Board bylaws with amended term limits.
- Update admissions policy to provide that, if seats open during the year or between years, the school shall accept students from the waiting list or new applicants if no students on waiting list.
- Dates, times, and locations of Board meetings are posted on school’s website and meeting minutes within two weeks of approval.
- 100% of core subject teaching staff are highly qualified.

Northwood Academy Charter School

Recommendation:	5-Year Renewal
Student Body:	Serves 789 students in grades K-8 16% special education students 2% English language learners 61% economically disadvantaged
Location:	Frankford
Mission:	The mission is to educate the whole child providing the academic, social, and emotional foundations and successes necessary to become contributing community members who possess the skills, desire, and confidence to lead meaningful lives.
Opening Date:	2005

Northwood Academy Charter School

I. Academic Success (1 of 3)

Rating	Meets Domain Standard		
---------------	------------------------------	--	--

Academic Achievement				
	2010-11	2011-12	2012-13	2013-14
Math Proficiency	78.2%	81.9%	77.9%	76.1%
Reading Proficiency	72.8%	73.9%	72.1%	69.2%
Science Proficiency	60.3%	59.3%	61.7%	56.1%
Writing Proficiency	81.3%	88.7%	82.2%	72.2%

Northwood Academy Charter School

I. Academic Success (2 of 3)

Rating	Meets Domain Standard			
---------------	------------------------------	--	--	--

Academic Growth & Retention				
	2010-11	2011-12	2012-13	2013-14
Math Average Growth Index	6.1	0.6	3.5	2.3
Reading Average Growth Index	4.3	2.1	4.0	-0.9
Within Year Retention	98.1%	99.4%	99.1%	98.6%
Across Year Retention	92.1%	94.3%	96.0%	96.0%

Northwood Academy Charter School

I. Academic Success (3 of 3)





2013-14 School Progress Report

Overall Tier	Overall Score	Overall City Rank	Overall Peer Rank
Reinforce	53%	25 th of 126	5 th of 15
Achievement Tier	Achievement Score	Achievement City Rank	Achievement Peer Rank
Reinforce	68%	12 th of 126	4 th of 15
Progress Tier	Progress Score	Progress City Rank	Progress Peer Rank
Watch	29%	67 th of 126	10 th of 15
Climate Tier	Climate Score	Climate City Rank	Climate Peer Rank
Model	87%	20 th of 126	6 th of 15

Model	75-100%
Reinforce	50-74%
Watch	25-49%
Intervene	0-24%

Northwood Academy Charter School

II. Organizational Compliance (1 of 2)

Meets Domain Standard	
Rating	
Special Education Compliance	 <p>Child find processes are in place. Push-in and pull-out supports are in place with process closely monitored.</p>
ELL Compliance	 <p>Identification, placement, and programming appear compliant.</p>
Admissions Policies	 <p>Application requests basic information, is available in three languages, and can be accessed and submitted online and in person. Public lottery is held post deadline and waiting list is valid for one year.</p>
Discipline Policies	 <p>Adopted code of conduct is shared with families. Systems are in place to support consistent implementation. Policy states long-term suspensions could exceed 10 days. Behavior contracts that could lead to unenrollment are not in code of conduct.</p>



Meets Standard






Approaching Standard






Does Not Meet Standard

Northwood Academy Charter School



II. Organizational Compliance (2 of 2)




Rating		Meets Domain Standard	
Mission Fulfillment		Mission is understood by stakeholders and operationalized in school systems and activities.	
Board of Trustees Compliance		The Board of Trustees appears to comply with established bylaws, the Sunshine Act, and submits statements of financial interest timely.	
Timely Reporting & Personnel Compliance		Met certification and highly qualified requirements over charter term. Submitted annual reports timely and did not miss any PSERS payments.	

-  Meets Standard
-  Approaching Standard
-  Does Not Meet Standard

Northwood Academy Charter School

III. Financial Stewardship

Rating		Meets Domain Standard
Financial Health		Sound financial health; meeting standard industry indicators and ratios.
Fiscal Management		No exceptions identified in transaction review. FY11 audit finding related to two missing background checks. No findings in FY12-14. NW CDC, LLC is a component unit of the school from whom Northwood rents its building. There are no overlapping Board members.

-  Meets Standard
-  Approaching Standard
-  Does Not Meet Standard

People for People Charter School

Recommendation: 5-Year Renewal with Conditions

Student Body: Serves 550 students in grades K-8
18% special education students
0% English language learners
85% economically disadvantaged

Location: North Philadelphia

Mission: The mission is to equip students with a challenging educational program in which the fundamentals of entrepreneurship will be the primary focus. Economic, community, and career education will be integrated into all subject areas and grades.

Opening Date: 2001

People for People Charter School

I. Academic Success (1 of 3)

Rating	Approaching Domain Standard			
Academic Achievement				
	2010-11	2011-12	2012-13	2013-14
Math Proficiency	63.5%	61.8%	53.1%	52.8%
Reading Proficiency	54.4%	47.4%	40.3%	47.0%
Science Proficiency	23.5%	43.2%	35.6%	32.5%
Writing Proficiency	76.0%	41.4%	55.8%	41.8%

People for People Charter School

I. Academic Success (2 of 3)

Rating	Approaching Domain Standard
--------	-----------------------------

Academic Growth & Retention				
	2010-11	2011-12	2012-13	2013-14
Math Average Growth Index	7.1	-2.7	3.8	0.5
Reading Average Growth Index	6.0	-1.9	2.2	-0.8
Within Year Retention	88.0%	91.3%	96.1%	96.4%
Across Year Retention	81.3%	88.3%	89.0%	92.7%

People for People Charter School

I. Academic Success (3 of 3)





2013-14 School Progress Report

Overall Tier	Overall Score	Overall City Rank	Overall Peer Rank
Watch	34%	66 th of 126	8 th of 51
Achievement Tier	Achievement Score	Achievement City Rank	Achievement Peer Rank
Watch	36%	46 th of 126	3 rd of 51
Progress Tier	Progress Score	Progress City Rank	Progress Peer Rank
Intervene	15%	99 th of 126	32 nd of 51
Climate Tier	Climate Score	Climate City Rank	Climate Peer Rank
Reinforce	73%	39 th of 126	3 rd of 51

Model	75-100%
Reinforce	50-74%
Watch	25-49%
Intervene	0-24%

People for People Charter School




II. Organizational Compliance (1 of 2)




Rating		Approaching Domain Standard
Special Education Compliance		Child find processes in place. The school implements push-in and pull-out supports, which appear to adequately meet students' needs.
ELL Compliance		The school did not enroll ELL students during the charter term. A home language survey is included in the enrollment.
Admissions Policies		Application only requests basic information and is available in English and Spanish; however, it must be submitted in person. Families only receive two weeks post acceptance to submit enrollment paperwork.
Discipline Policies		Adopted code of conduct is shared with families. Systems are in place to support consistent implementation.

 Meets Standard
  Approaching Standard
  Does Not Meet Standard
  Not Assessed

People for People Charter School



II. Organizational Compliance (2 of 2)




Rating		Approaching Domain Standard	
Mission Fulfillment		Mission is understood by stakeholders and operationalized in school systems and activities.	
Board of Trustees Compliance		Board does not fully comply with bylaws regarding member count and officer elections. Board meetings appear to comply with Sunshine Act and Statements of Financial Interest submitted timely.	
Timely Reporting & Personnel Compliance		Met certification and highly qualified staff requirements. Annual report submitted timely. Missed PSERS payments in 2012 and 2014.	

-  Meets Standard
-  Approaching Standard
-  Does Not Meet Standard

People for People Charter School

III. Financial Stewardship

Rating		Approaching Domain Standard
Financial Health		School reported a deficit net position and fund balance for four years of charter term. Less than one month cash across charter term.
Fiscal Management		No exceptions identified in transactions review. No independent CPA audit findings or deficiencies during charter term. School Board member was the paid executive director of a related entity, the school's landlord. The individual resigned as of March 2015.

-  Meets Standard
-  Approaching Standard
-  Does Not Meet Standard

People for People Charter School Charter Agreement Conditions

- Board shall ensure officers are elected annually in accordance with bylaws.
- Board shall ensure all PSERS payments are made timely.
- Board shall seek to maintain a positive fund balance and at least one-month cash on hand during charter term.
- Update Board bylaws to reflect amended term limits.
- Update admissions policy to provide that, if seats open during the year or between years, the school shall accept students from the waiting list or new applicants if no students on waiting list. Admissions policy shall also provide that families have six weeks to submit enrollments packet post acceptance.
- Dates, times, and locations of Board meetings are posted on school's website and meeting minutes within two weeks of approval.
- 100% of core subject teaching staff are highly qualified.

Universal Bluford Charter School (Renaissance)

Recommendation: Nonrenewal

Student Body: Serves 592 students in grades K-6
17% special education students
1% English language learners
87% economically disadvantaged

Location: West Philadelphia

Mission: The mission is to provide a rich and high quality education for every scholar that prepares them individually for college, the workforce, technical school, or to become entrepreneurs.

Opening Date: 2010

Universal Bluford Charter School

I. Academic Success (1 of 3)

Rating	Does Not Meet Domain Standard			
Academic Achievement				
	2010-11	2011-12	2012-13	2013-14
Math Proficiency	27.0%	34.6%	30.2%	25.6%
Reading Proficiency	21.8%	27.9%	32.8%	25.1%
Science Proficiency	19.7%	28.4%	36.8%	39.5%
Writing Proficiency	11.9%	32.3%	48.0%	32.9%

From 2009-10 (pre-charter conversion) to 2013-14, there was a net increase of 1 percentage point in math and 7 percentage points in reading.

Universal Bluford Charter School

I. Academic Success (2 of 3)

Rating	Does Not Meet Domain Standard			
---------------	--------------------------------------	--	--	--

Academic Growth & Retention				
	2010-11	2011-12	2012-13	2013-14
Math Average Growth Index	NA	2.9	0.2	-3.4
Reading Average Growth Index	NA	0.8	4.1	-6.3
Within Year Retention	91.6%	96.9%	94.2%	96.3%
Across Year Retention	86.4%	88.6%	84.0%	91.1%

Universal Bluford Charter School

I. Academic Success (3 of 3)





2013-14 School Progress Report


Overall Tier	Overall Score	Overall City Rank	Overall Peer Rank
Intervene	17%	52 nd of 61	16 th of 22
Achievement Tier	Achievement Score	Achievement City Rank	Achievement Peer Rank
Intervene	6%	51 st of 61	17 th of 22
Progress Tier	Progress Score	Progress City Rank	Progress Peer Rank
Intervene	3%	60 th of 61	21 st of 22
Climate Tier	Climate Score	Climate City Rank	Climate Peer Rank
Reinforce	61%	22 nd of 62	6 th of 22

Model	75-100%
Reinforce	50-74%
Watch	25-49%
Intervene	0-24%

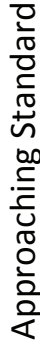
Universal Bluford Charter School

II. Organizational Compliance (1 of 2)

Rating		Does Not Meet Domain Standard	
Special Education Compliance		Identification and placement appears compliant. Programming occurs through push-in and pull-out supports. Of the IEP sample reviewed, 91% were in compliance.	
ELL Compliance		Identification procedures appear compliant. Daily instruction by a certified bilingual/ESL teacher was not provided throughout the charter term.	
Admissions Policies		Common application online in five language, but an intent to enroll form with noncompliant fields was available only in English at the site visit. Application had to be submitted in person at the time of the visit.	
Discipline Policies		Adopted code of conducted is shared with families. Ongoing professional development and data reviews supports consistent application of policies.	

 Meets Standard




 Approaching Standard




 Approaching Standard

 Does Not Meet Standard

Universal Bluford Charter School



II. Organizational Compliance (2 of 2)




Rating		Does Not Meet Domain Standard	
Mission Fulfillment		Mission is understood by stakeholders and operationalized in school systems and activities.	
Board of Trustees Compliance		Board minutes were kept for 3 meetings in 10-11, 0 meetings in 11-12, 1 meeting in 12-13, and 2 meetings in 13-14. Board does not fully comply with bylaws regarding responsibilities, contracts, elections, and neglect of duty provisions.	
Timely Reporting & Personnel Compliance		Met certification, but not highly qualified requirements over charter term. FY13 audit finding related to missing background checks and clearances. Missed the 2011 annual report deadline.	

-  Meets Standard
-  Approaching Standard
-  Does Not Meet Standard

Universal Bluford Charter School

III. Financial Stewardship

Rating	Approaching Domain Standard	
Financial Health		<p>Sound financial health; meeting standard industry indicators and ratios.</p>
Fiscal Management		<p>No exceptions identified in transactions review.</p> <p>FY13 audit finding related to a \$100,000 adjustment proposed by the auditors to write-off certain payables.</p> <p>The CEO of Universal Companies served as the President of the Board of Trustees throughout the charter term.</p>

-  Meets Standard
-  Approaching Standard
-  Does Not Meet Standard

Universal Daroff Charter School (Renaissance)

Recommendation: 5-Year Renewal with Conditions

Student Body: Serves 746 students in grades K-8
11% special education students
2% English language learners
75% economically disadvantaged

Location: West Philadelphia

Mission: The mission is to provide a rich and high quality education for every scholar that prepares them individually for college, the workforce, technical school, or to become entrepreneurs.

Opening Date: 2010

Universal Daroff Charter School

I. Academic Success (1 of 3)

Rating	Meets Domain Standard			
Academic Achievement				
	2010-11	2011-12	2012-13	2013-14
Math Proficiency	39.6%	47.6%	41.3%	42.3%
Reading Proficiency	31.9%	34.6%	32.2%	33.3%
Science Proficiency	32.4%	33.1%	25.2%	34.3%
Writing Proficiency	20.5%	25.2%	29.6%	51.3%

From 2009-10 (pre-charter conversion) to 2013-14, there was a net increase of 17 percentage points in math and 9 percentage points in reading.

Universal Daroff Charter School

I. Academic Success (2 of 3)

Rating	Meets Domain Standard		
---------------	------------------------------	--	--

Academic Growth & Retention			
	2010-11	2011-12	2012-13
			2013-14
Math Average Growth Index	NA	6.0	0.5
Reading Average Growth Index	NA	0.9	4.1
Within Year Retention	90.3%	95.1%	93.0%
Across Year Retention	85.6%	86.4%	85.2%
			73.8%

Universal Daroff Charter School

I. Academic Success (3 of 3)





2013-14 School Progress Report




Overall Tier	Overall Score	Overall City Rank	Overall Peer Rank
Watch	49%	34 th of 126	4 th of 51
Achievement Tier	Achievement Score	Achievement City Rank	Achievement Peer Rank
Intervene	21%	79 th of 126	12 th of 51
Progress Tier	Progress Score	Progress City Rank	Progress Peer Rank
Reinforce	72%	7 th of 126	3 rd of 51
Climate Tier	Climate Score	Climate City Rank	Climate Peer Rank
Watch	32%	89 th of 126	19 th of 51

Model	75-100%
Reinforce	50-74%
Watch	25-49%
Intervene	0-24%

Universal Daroff Charter School




II. Organizational Compliance (1 of 2)

Rating		Approaching Domain Standard
Special Education Compliance		Child find processes are in place. Teachers reported that not all students are receiving instructional minutes due to a lack of sufficient staffing. Of the IEP sample reviewed, 100% were in compliance.
ELL Compliance		Identification, placement, and programming appears compliant.
Admissions Policies		Common application is available online in five languages. At site visit, it was only available in English at the school and could only be submitted in person. Students are accepted on a rolling basis from within catchment as a Renaissance school.
Discipline Policies		Adopted code of conduct is shared with families. Systems are in place to support consistent implementation.

 Meets Standard
  Approaching Standard
  Does Not Meet Standard

Universal Daroff Charter School

II. Organizational Compliance (2 of 2)

Rating		Approaching Domain Standard	
Mission Fulfillment		Mission is understood by stakeholders and operationalized in school systems and activities.	
Board of Trustees Compliance		Board minutes were kept for 4 meetings in 10-11, 2 meetings in 11-12, 1 meeting in 12-13, and 2 meetings in 13-14. Board does not fully comply with bylaws regarding responsibilities, contracts, elections, and neglect of duty.	
Timely Reporting & Personnel Compliance		Met certification, but not highly qualified requirements over charter term. No audit deficiencies regarding checks and clearances and no missed PSERS payments. Annual reports submitted timely.	



Meets Standard





Approaching Standard



Does Not Meet Standard

Universal Daroff Charter School

III. Financial Stewardship

Rating		Approaching Domain Standard
Financial Health		Sound financial health; meeting standard industry indicators and ratios.
Fiscal Management		No exceptions identified in transactions review. No findings or deficiencies noted in FY11 through FY14 audited financial statements. The CEO of Universal Companies served as the President of the Board of Trustees throughout the charter term.



Meets Standard



Approaching Standard



Does Not Meet Standard

Universal Daroff Charter School Charter Agreement Conditions

- President of Universal Companies shall resign from Board by August 2015.
- No employees or Board members of related parties shall sit on Daroff Board of Trustees.
- Recruit new Board members with financial and academic backgrounds.
- Board shall hold public meetings monthly during 2015-16 school year.
- Board shall comply with bylaws regarding term limits and elections for Board members, the failure to act or neglect of duty provision, and contract approval.
- Board shall provide schedule of mandatory trainings by established provider.
- Update admissions policy to provide that, if seats open during the year or between years, the school shall accept students from the waiting list or new applicants if no students on waiting list.
- Dates, times, and locations of Board meetings are posted on school's website and meeting minutes within two weeks of approval.
- 100% of core subject teaching staff are highly qualified.

Imhotep Institute Charter High School

Recommendation:	5-Year Renewal with Conditions Management Contract with Sankofa Freedom Academy Charter School Delayed 2011-12 Renewal
Student Body:	Serves 568 students in grades 9-12 16% special education students 0% English language learners 80% economically disadvantaged
Location:	West Oak Lane
Mission:	Imhotep is an African Centered, science, math, and technology-learning center whose mission is to provide a standards driven, high quality educational program for urban learners grounded in the Afrikan Principles of Ma'at and the Seven Principles of the Nguzo Saba. Imhotep aims to nurture lifelong learners who are valuable members of the world community.
Opening Date:	1998

Imhotep Institute Charter High School

I. Academic Success (1 of 2)

	2010-11	2011-12	2012-13	2013-14
Math Proficiency	63.4%	25.7%	9.6%	22.0%
Reading Proficiency	71.6%	41.6%	37.1%	36.6%
Science Proficiency	6.0%	4.6%	4.9%	12.8%
Math Average Growth Index	Exceeded Growth Standard	Met Growth Standard	NA	Did Not Meet Growth Standard
Reading Average Growth Index	Exceeded Growth Standard	Exceeded Growth Standard	NA	Exceeded Growth Standard
Within Year Retention	94.1%	92.7%	91.8%	91.7%
Across Year Retention	69.4%	91.4%	81.0%	89.9%

Imhotep Institute Charter High School

I. Academic Success (2 of 2)

2013-14 School Progress Report – Grades 9-12

Overall Tier	Overall Score	Overall City Rank	Overall Peer Rank
Watch	35%	37 th of 71	12 th of 18
Achievement Tier	Achievement Score	Achievement City Rank	Achievement Peer Rank
Intervene	13%	36 th of 70	12 th of 18
Progress Tier	Progress Score	Progress City Rank	Progress Peer Rank
Watch	31%	34 th of 71	11 th of 18
College & Career Tier	College & Career Score	College & Career City Rank	College & Career Peer Rank
Watch	48%	45 th of 70	15 th of 18
Climate Tier	Climate Score	Climate City Rank	Climate Peer Rank
Reinforce	57%	31 st of 72	10 th of 18

Model	75-100%
Reinforce	50-74%
Watch	25-49%
Intervene	0-24%

Imhotep Institute Charter High School Charter Agreement Conditions

- The Board of Trustees agrees to enter into a management agreement with Sankofa Freedom Academy Charter School.
- Board of Trustees shall be reconstituted by June 30, 2015.
- Board members of Imhotep shall not also sit on the Board of Sankofa Freedom Academy.
- At least one new Board member shall have a finance background and at least one shall have an education background.
- Mandatory Board training on topics including conflicts of interest, ethics, and Sunshine Act.
- The original mission of Imhotep shall be maintained.
- Update admissions policy to provide that, if seats open during the year or between years, the school shall accept students from the waiting list or new applicants if no students on waiting list.
- Dates, times, and locations of Board meetings are posted on school's website and meeting minutes within two weeks of approval.

Mathematics, Science, and Technology Community Charter School (MaST)

Recommendation: 5-Year Renewal (2013-2018)
Reviewed during the 2013 renewal cohort

Student Body: Serves 1,250 students in grades K-12
13% special education students
3% English language learners
37% economically disadvantaged

Location: Northeast Philadelphia

Mission: MaST Community Charter School creates innovative pathways for students pursuing knowledge focused on mathematics, science, and technology.

Opening Date: 1999

MaST Community Charter School

I. Academic Success (1 of 4)

Rating	Meets Domain Standard			
---------------	------------------------------	--	--	--

Academic Achievement				
	2010-11	2011-12	2012-13	2013-14
Math Proficiency	88.2%	91.2%	88.1%	89.5%
Reading Proficiency	85.9%	83.2%	84.9%	87.8%
Science Proficiency	72.9%	73.2%	82.8%	83.1%
Writing Proficiency	89.9%	82.7%	78.7%	78.5%

MaST Community Charter School

I. Academic Success (2 of 4)

Rating	Meets Domain Standard			
Academic Growth & Retention				
	2010-11	2011-12	2012-13	2013-14
Math Average Growth Index (4-8)	-2.3	4.6	1.1	1.8
Math Average Growth Index (HS)	-0.5	2.3	3.5	7.2
Reading Average Growth Index (4-8)	-2.2	-0.7	2.2	-1.1
Reading Average Growth Index (HS)	1.8	2.9	7.9	5.3
Within Year Retention	99.1%	99.5%	99.2%	98.5%
Across Year Retention	98.1%	97.4%	98.5%	99.3%

MaST Community Charter School

I. Academic Success (3 of 4)

2013-14 School Progress Report – Grades K-8

Overall Tier	Overall Score	Overall City Rank	Overall Peer Rank
Reinforce	67%	9 th of 126	3 rd of 9
Achievement Tier	Achievement Score	Achievement City Rank	Achievement Peer Rank
Model	87%	2 nd of 126	2 nd of 9
Progress Tier	Progress Score	Progress City Rank	Progress Peer Rank
Watch	41%	38 th of 126	5 th of 9
Climate Tier	Climate Score	Climate City Rank	Climate Peer Rank
Model	99%	3 rd of 126	3 rd of 9

Model	75-100%
Reinforce	50-74%
Watch	25-49%
Intervene	0-24%

MaST Community Charter School

I. Academic Success (4 of 4)





2013-14 School Progress Report – Grades 9-12




Overall Tier	Overall Score	Overall City Rank	Overall Peer Rank
Model	76%	4 th of 71	3 rd of 5
Achievement Tier	Achievement Score	Achievement City Rank	Achievement Peer Rank
Reinforce	58%	5 th of 70	3 rd of 4
Progress Tier	Progress Score	Progress City Rank	Progress Peer Rank
Model	77%	2 nd of 71	Peer Leader
College & Career Tier	College & Career Score	College & Career City Rank	College & Career Peer Rank
Model	88%	8 th of 71	5 th of 5
Climate Tier	Climate Score	Climate City Rank	Climate Peer Rank
Model	92%	7 th of 70	4 th of 5

Model	75-100%
Reinforce	50-74%
Watch	25-49%
Intervene	0-24%

MaST Community Charter School




II. Organizational Compliance (1 of 2)




Meets Domain Standard	
Rating	
Special Education Compliance	 <p>Child find processes are in place. Sufficient personnel, programming, and resources to meet students' needs.</p>
ELL Compliance	 <p>Identification and placement appears compliant. At site visit, professional development and instructional schedule of ELL coordinator found to be inadequate.</p>
Admissions Policies	 <p>Application requests basic information, is available in multiple languages, and can be accessed and submitted online and in person. Public lottery is held post deadline and waiting list is valid for one year.</p>
Discipline Policies	 <p>Adopted code of conduct is shared with families. Ongoing communication supports consistent implementation.</p>

 Meets Standard
  Approaching Standard
  Does Not Meet Standard

MaST Community Charter School



II. Organizational Compliance (2 of 2)




Rating		Meets Domain Standard	
Mission Fulfillment		Stakeholders can articulate the mission. The school's mission drives organizational and instructional decision-making.	
Board of Trustees Compliance		The Board of Trustees possesses knowledge of the school and its students. The Board monitors financial transactions and financial decisions demonstrate viability.	
Timely Reporting & Personnel Compliance		Met certification and highly qualified requirements over charter term. Submitted annual reports timely and did not miss any PSERS payments.	

-  Meets Standard
-  Approaching Standard
-  Does Not Meet Standard

MaST Community Charter School

III. Financial Stewardship

Rating		Meets Domain Standard	
Financial Health		Sound financial health; meeting standard industry indicators and ratios.	
Fiscal Management		Adequate accounting controls in place	Conducts business in conformity with generally accepted standards of fiscal management

-  Meets Standard
-  Approaching Standard
-  Does Not Meet Standard