

Creating a School Selection Account for Non-District Applicants

Table of Contents

Introduction	1
Creating a School Selection Account	2
Changing the Language of an Application	6

Introduction

Students and parents/guardians wishing to participate in the School District of Philadelphia’s School Selection Process will use an online system to submit applications. Parents/guardians of Non-District students must create an account in order to access the online application.

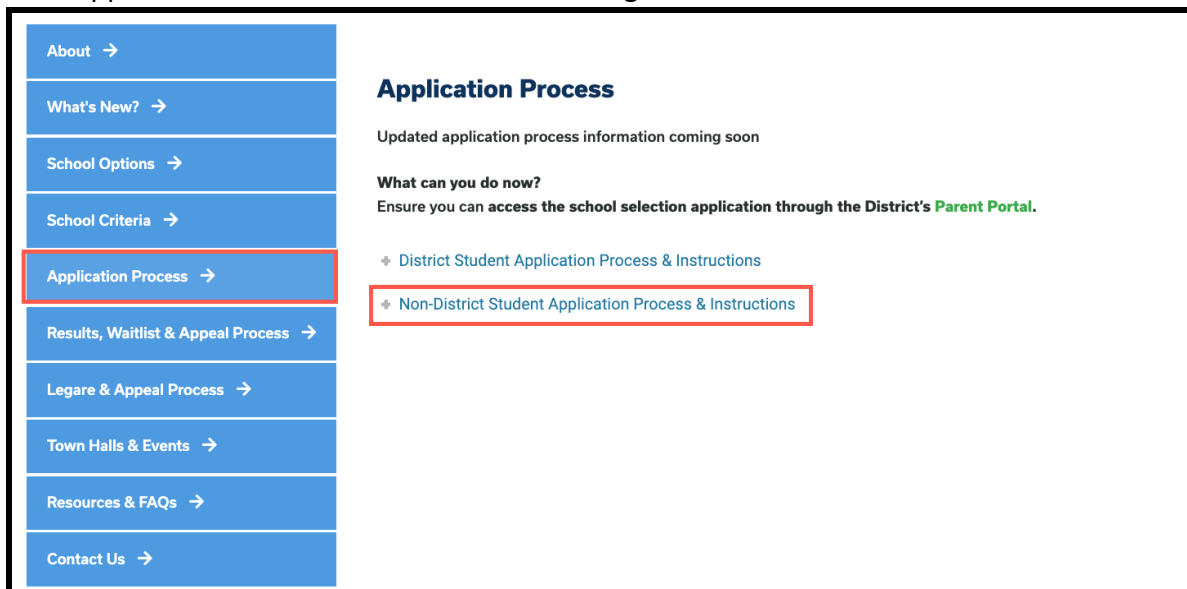
To learn more about regulations, procedures and eligibility requirements for the School District of Philadelphia’s School Selection Process, please visit <https://www.schoolselect.philasd.org>.

After creating your account, follow the instructions in the [School Selection Application for Non-District Applicants](#) stepper to create and submit your application.

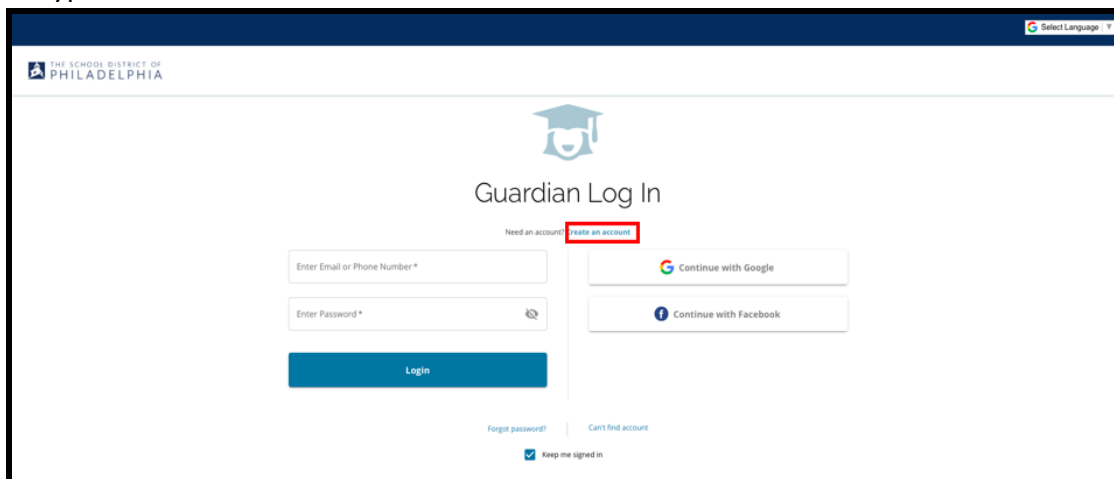
NOTE: Parents/guardians have the option to use an existing Google account or Facebook account to create their account. *The School District of Philadelphia recommends utilizing the steps outlined here to create an account instead of linking your application to an existing Google or Facebook account.*

Creating a School Selection Account

1. Parents and guardians will access the School Selection application site via the Office of Student Enrollment and Placement’s website (<http://schoolselect.philasd.org/>). Parents/Guardians of Non-District students will first need to create an account in order to access the School Selection application. Locate and click the **Application Process** section on the left side of the school selection website. Click the Non-District Student Application Process & Instructions to view guidance for Non-District students.



2. The Guardian Log In screen will load. To create an account, click the *Create an Account* hyperlink.



- To create an account, enter a *Guardian First Name*, *Guardian Last Name*, *Guardian Email* and *Guardian Phone Number*.

THE SCHOOL DISTRICT OF PHILADELPHIA

Get started with your account

Already have an account with us? [Log In](#)

[Continue with Google](#) [Continue with Facebook](#)

Or

Guardian First Name *

Guardian Last Name *

Please Enter Mobile Number or Email*

Guardian Email

Confirm Email

Phone Number

Preferred Communication *
Select At Least One*

Enable SMS Text Notifications

By enabling SMS Text notifications you agree to receive informational account messages such as application, enrollment and school lottery alerts, status updates, and important emergency alerts. Msg&data rates may apply. MsgFreqVaries. Text HELP for help or STOP to opt-out. Powered by SchoolMint.

Enable Email Notifications

[Privacy Policy](#) [SMS Terms](#)

Create Password *

Confirm Password *

Create Account

If you do not have an email address, please create one here.

- The next section asks parents/guardians to identify their Preferred Communication method. The options include SMS Text Notifications and Email Notifications. Click the checkbox next to Enable Email Notifications, as all notifications related to the process will be sent via email.
 - In addition, parents/guardians can also choose to receive updates via SMS Text Notifications by clicking the checkbox next to that option.

Get started with your account

Already have an account with us? [Log In](#)

[Continue with Google](#) [Continue with Facebook](#)

Or

Guardian First Name *
Test

Guardian Last Name *
Guardian

Please Enter Mobile Number or Email*

Guardian Email
testemail@email.com

Confirm Email
testemail@email.com

Phone Number
(888) 888-8888

Preferred Communication *
Select At Least One*

Enable SMS Text Notifications

By enabling SMS Text notifications you agree to receive informational account messages such as application, enrollment and school lottery alerts, status updates, and important emergency alerts. Msg&data rates may apply. MsgFreqVaries. Text HELP for help or STOP to opt-out. Powered by SchoolMint.

Enable Email Notifications

[Privacy Policy](#) [SMS Terms](#)

Create Password *

Confirm Password *

Create Account

If you do not have an email address, please create one here.

5. Create a password for your school selection account. Select a password that you will be able to remember. Keep a copy of your password in a safe space, as you will need your password to access your account to make changes to an application, view lottery results, accept an offer of enrollment from a lottery, and receive waiting list offers (if eligible). Your password must be at least six (6) characters long, and contain two of the following:
 - a. Lowercase and uppercase letters
 - b. Letters and numbers
 - c. At least one special character.

Get started with your account
Already have an account with us? [Log in](#)

[Continue with Google](#) [Continue with Facebook](#)

Or

Guardian First Name *
Test

Guardian Last Name *
Guardian

Please Enter Mobile Number or Email*

Guardian Email
testemail@email.com

Confirm Email
testemail@email.com

Phone Number
(888) 888-8888

Preferred Communication *
Select At Least One*

Enable SMS Text Notifications
By enabling SMS Text notifications you agree to receive informational account messages such as application, enrollment and school lottery alerts, status updates, and important emergency alerts. Msg&data rates may apply. MsgFreq&Varies. Text HELP for help or STOP to opt-out. Powered by SchoolMine.

Enable Email Notifications
[Privacy Policy](#) [SMS Terms](#)

Create Password *

Confirm Password *

Create Account

If you do not have an email address, please create one [here](#).

6. After completing these fields, click **Create Account**.

Get started with your account
Already have an account with us? [Log in](#)

[Continue with Google](#) [Continue with Facebook](#)

Or

Guardian First Name *
Test

Guardian Last Name *
Guardian

Please Enter Mobile Number or Email*

Guardian Email
testemail@email.com

Confirm Email
testemail@email.com

Phone Number
(888) 888-8888

Preferred Communication *
Select At Least One*

Enable SMS Text Notifications
By enabling SMS Text notifications you agree to receive informational account messages such as application, enrollment and school lottery alerts, status updates, and important emergency alerts. Msg&data rates may apply. MsgFreq&Varies. Text HELP for help or STOP to opt-out. Powered by SchoolMine.

Enable Email Notifications
[Privacy Policy](#) [SMS Terms](#)

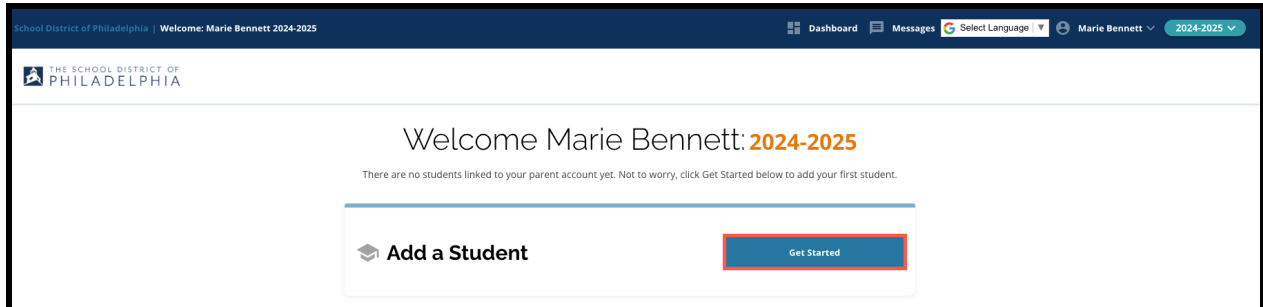
Create Password *

Confirm Password *

Create Account

If you do not have an email address, please create one [here](#).

7. After creating your account, the School Selection application website will load, and you will be automatically logged into your recently created account. The next step is to add your first student in order to create their application. Click ***Get Started*** to begin an application for a student **not currently enrolled in a School District of Philadelphia school.**



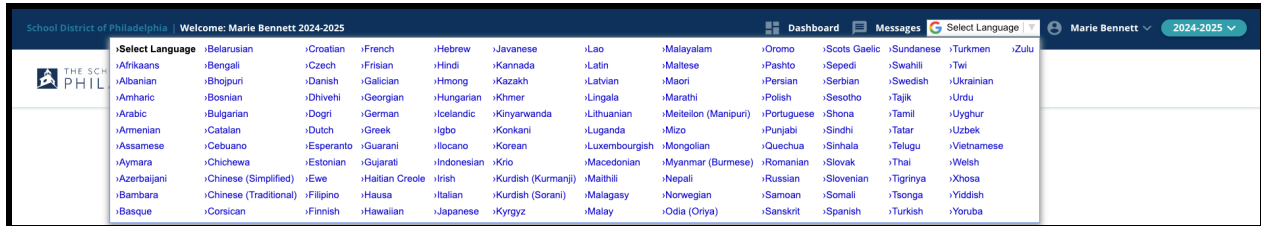
NOTE: Parents/guardians have the option to use an existing Google account or Facebook account to create their account. **The School District of Philadelphia recommends using the steps above to create an account instead of linking your application to an existing Google or Facebook account.** If you need assistance regaining access to your account due to a forgotten password, you will need to work with Google or Facebook to recover your password if you use that option to create your account.

Changing the Language of an Application

1. To change the language the application appears in, open the *Select Language* dropdown in the upper right corner of the screen.



2. Select the desired language from the list.



3. The application will appear in the language chosen in the dropdown menu.