

为非学区申请人重置择校系统密码

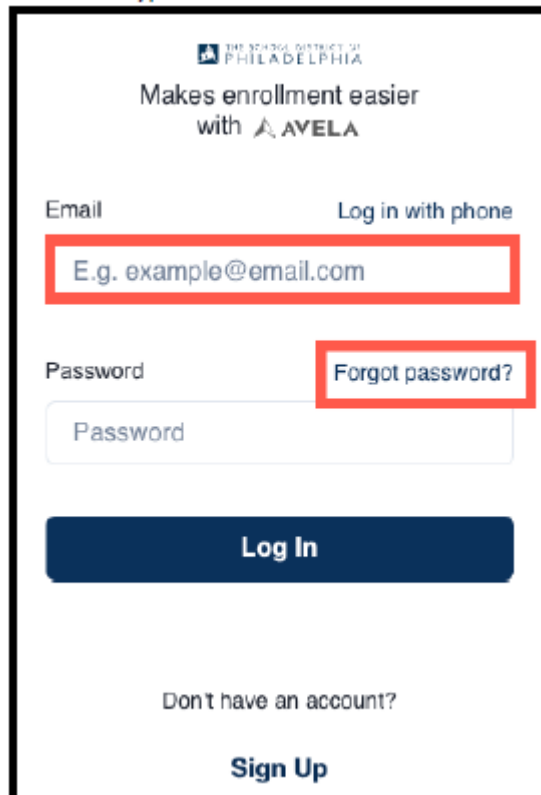
如果学生和家長/監護人想要參加 School District of Philadelphia 的擇校流程，需要使用在
線系統提交申請。非學區學生的家長/監護人必須創建一個帳戶才能訪問在
線申請系統。

如需詳細了解 School District of Philadelphia 擇校流程的規定、程序和資格要求，請訪問
<https://www.philasd.org/findyourfit>。

創建帳戶後，請按照[為非學區申請人
創建擇校申請](#)分步指南中的說明，創建並提交您的申請。

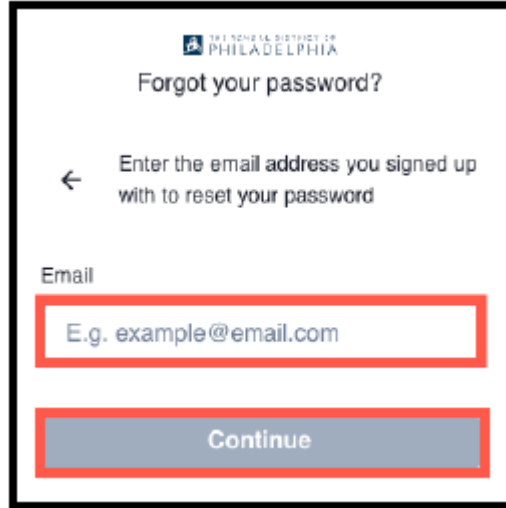
重置密碼

1. 要重置密碼，請輸入您用於創建帳戶的電子郵件地址，然後單擊“*Forgot password?*”（忘記密碼？）超鏈接。

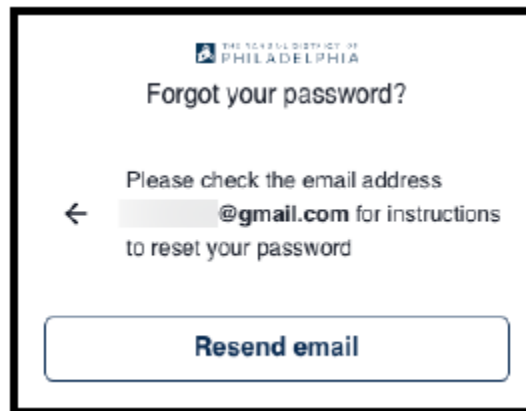


The screenshot shows a login interface for the School District of Philadelphia. At the top, it says "THE SCHOOL DISTRICT OF PHILADELPHIA" and "Makes enrollment easier with AVELA". Below this, there are two options: "Email" and "Log in with phone". The "Email" option is selected, and a text input field contains "E.g. example@email.com", which is highlighted with a red border. Below the email field, there is a "Password" label and a text input field containing "Password". To the right of the password field, the link "Forgot password?" is highlighted with a red border. Below the password field is a dark blue "Log In" button. At the bottom, there is a link "Don't have an account?" and a "Sign Up" button.

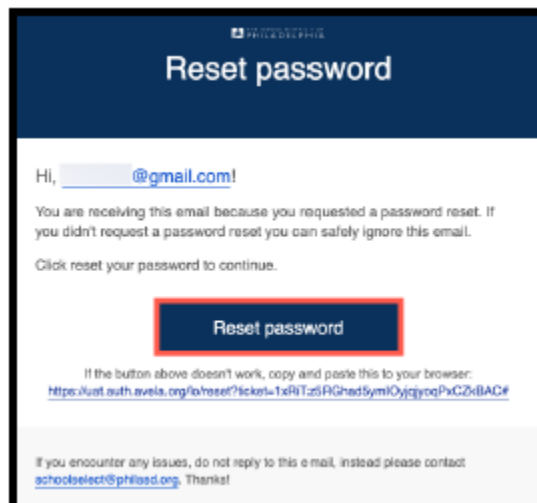
2. 输入您用于创建账户的电子邮件地址，然后单击“Continue”（继续）。



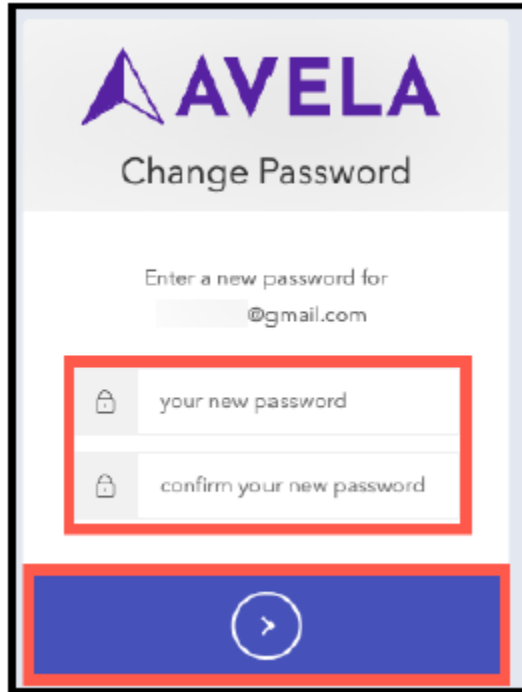
3. 页面上将显示一条消息，提醒您“Please check your email address for instructions to reset your password.”（请检查您的电子邮箱，获取重置密码的说明。）



4. 检查您的电子邮箱，找到重置密码的链接。单击“Reset password”（重置密码）链接。



5. “Reset password”（重置密码）页面将打开。输入新密码并确认密码。单击紫色方框中的 **箭头**即可重置密码。



为使用手机号码创建的账户获取支持

如果您的账户是使用手机号码创建的，并且您无法再使用所提供的手机号码，请联系 familytechsupport@philasd.org 获取支持，更新您的手机号码。