

***i-Ready* is an interactive online learning program that helps students build essential skills in reading and mathematics.**

i-Ready starts with a diagnostic test that identifies the specific skills each student needs to develop and measures academic growth through the school year. It also provides students with personalized online instruction and gives teachers guidance on how they can best support the needs of each and every student.

i-Ready encourages students to take ownership of their learning. Students get real-time feedback, see motivating messages, and earn credits after completing lessons that they can use to get rewards, such as games. *i-Ready's* engaging environment draws students in right away and gets students of all ages excited about learning.

How can I help my child get the most out of *i-Ready*?

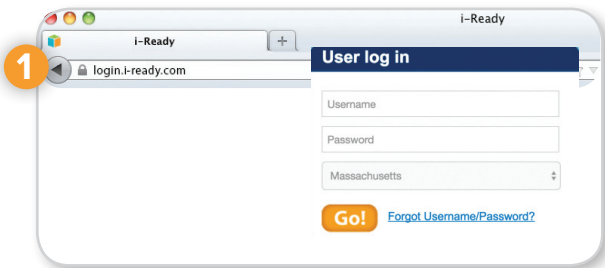
- **Speak with your child about how using *i-Ready* will help him or her prepare for class work.** Also explain that *i-Ready* will show teachers where your child is doing well and which topics need some more review.
- **Encourage your child to take each lesson and test question seriously.** Emphasize “thinking before clicking,” because just clicking through will not give teachers an accurate report of what your child knows and is able to do.
- **Help your child identify and become familiar with the different parts of the student dashboard.**
- **Encourage your child to use the tools that will appear at the bottom of the screen in some lessons.**
- **Discuss your child’s results by looking at “My Progress” together** to see the number of lessons your child has completed in *i-Ready* and the percentage of questions your child answered correctly in the quiz at the end of each lesson.
- **Contact your child’s teacher about how often your child should practice at home,** or with any other questions about *i-Ready*.



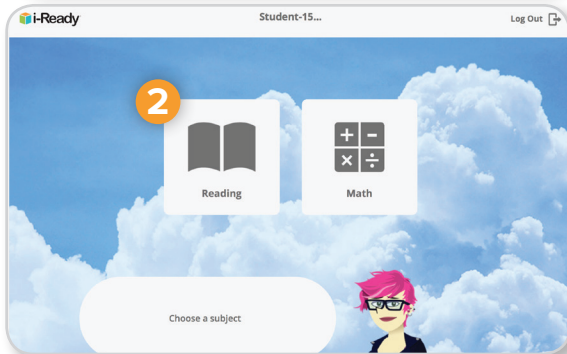
To learn more about *i-Ready*,
go to i-Ready.com/Tour.



Student Instructions for Completing an i-Ready Lesson. Use this guide to show your child the steps he or she will take to complete a lesson in *i-Ready*.



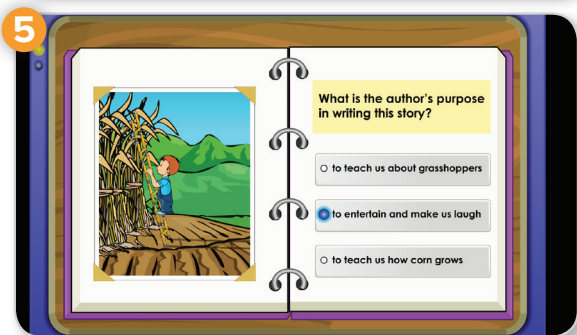
- 1 Log in to *i-Ready* on a computer.** Follow these simple steps.
 - Open your web browser.
 - Go to i-ready.com.
 - Enter your Username and Password. If you do not have your username and password, ask your teacher for help.
 - Remember, your password is case sensitive.
 - Select your state and click Go!



- 2 Select subject.** Choose either Reading or Math. If you do not know which subject you should start with, ask your teacher for help.



- 3 Next lesson.** Click the green button to begin the next lesson in your personalized lesson path.
- 4 Extra lesson.** If your teacher has assigned you additional lessons, you will see a blue button. Click the blue button to begin these extra lessons.



- 5 Complete lesson.** Have fun and do your best!



- 6 Get encouragement.** After completing a lesson, you will see motivating messages that encourage you to celebrate success or to learn from your mistakes.
- 7 Return home.** Click the green arrow to return home. You can start a new lesson, review your progress, or enjoy rewards using the credits you earn by completing lessons.