



THE SCHOOL DISTRICT OF
PHILADELPHIA

School Year 2020-2021 Reopening

Return to Learn - Reopening Readiness Report

Overall Status:



Digital Enablement



Enable students to be successful by providing devices, access to internet, an effective Learning Management System, and technology supports.

Academics



Establish enrollment and deliver an instructional model that is seamless across the learning model continuum, is aligned to grade-level instructional goals, and includes social emotional learning curriculum.

Staff Coverage



Have proper staff coverage and clearly outlined and communicated roles and responsibilities.

Building Readiness



Enable District buildings for a safe opening with the necessary supplies and updates, such as ventilation.

People Preparedness



Train, inform, and otherwise prepare the District (students, staff, and families) for reopening.

School Operational Readiness



Implement updated school operation plans with health and safety procedures installed and transportation and meal distribution solidified.

Digital Enablement

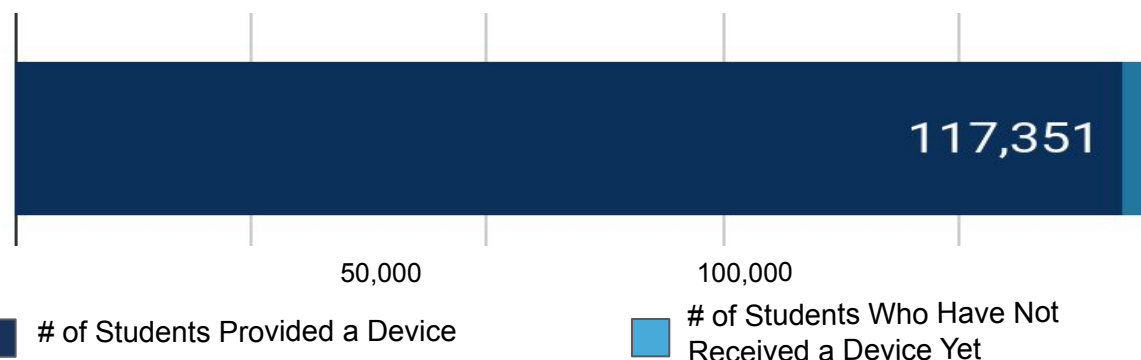


Enable students to be successful by providing devices, access to internet, an effective Learning Management System, and technology supports.

Leading Indicators

Devices

Number of Students Provided a Device vs. Have Not Received a Device



Internet Access

PHLConnectED

6,950

Total Number of Internet Connections through PHLConnectED

5,578

Number of Codes Activated

1,372

Number of Hot Spots Provided

Upcoming Key Activities


| Activities | Deadline |
|--|----------|
| Continue distributing Chromebooks at schools | Ongoing |

Critical Issues and Risks

Reaching families in need of internet access

- Mitigation Plan:
 - Working with City to deliver hotspots to eligible families
 - Calling families who have not activated codes to help them complete the process

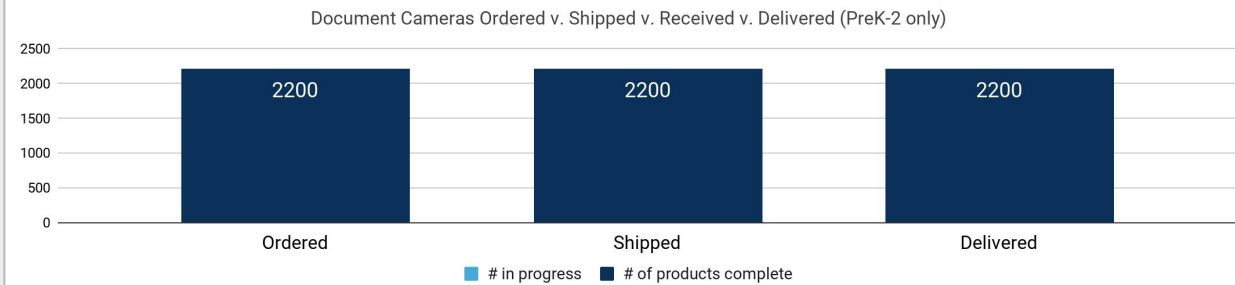
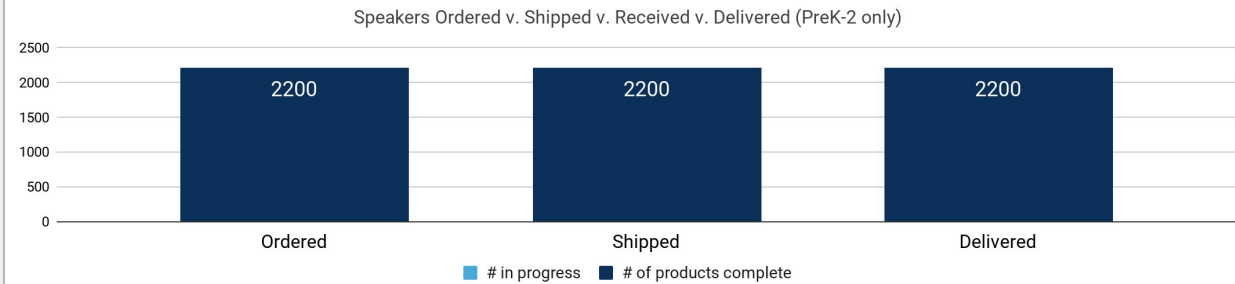
Digital Enablement



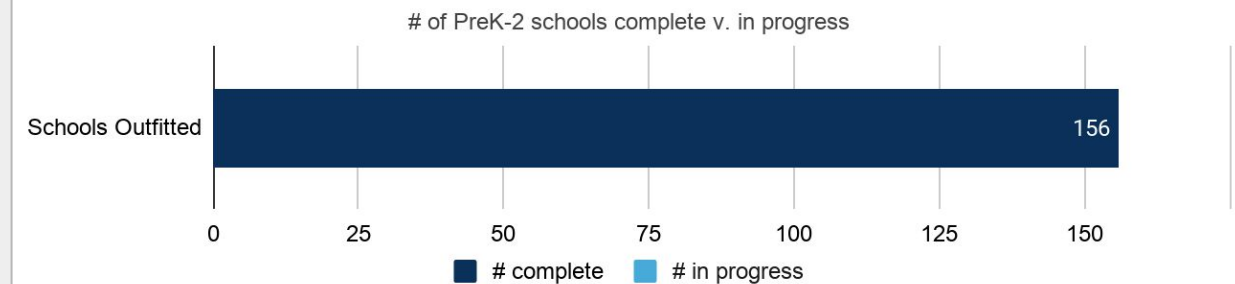
Enable students to be successful by providing devices, access to internet, an effective Learning Management System, and technology supports.

Leading Indicators

Technology In-Hand



Installation and Training




Upcoming Key Activities

| Activities | Deadline |
|-------------------|----------|
| None at this time | |

Critical Issues and Risks

None at this time

Academics



Establish enrollment and deliver an instructional model that is seamless across the learning model continuum, is aligned to grade-level instructional goals, and includes social emotional learning curriculum.

Leading Indicators

100%

Guidance for Hybrid Instruction Drafted

100%

Updated Guidance for Hybrid Support for Students with IEPs and English Learners Drafted

100%

Guidance for Hybrid Instruction Finalized

100%

Updated Guidance for Hybrid Support for Students with IEPs and English Learners Finalized


Upcoming Key Activities

| Activities | Deadline |
|--|----------|
| Launch tutoring program for eligible students in grades 7-12 | 2/23 |

Critical Issues and Risks

None at this time

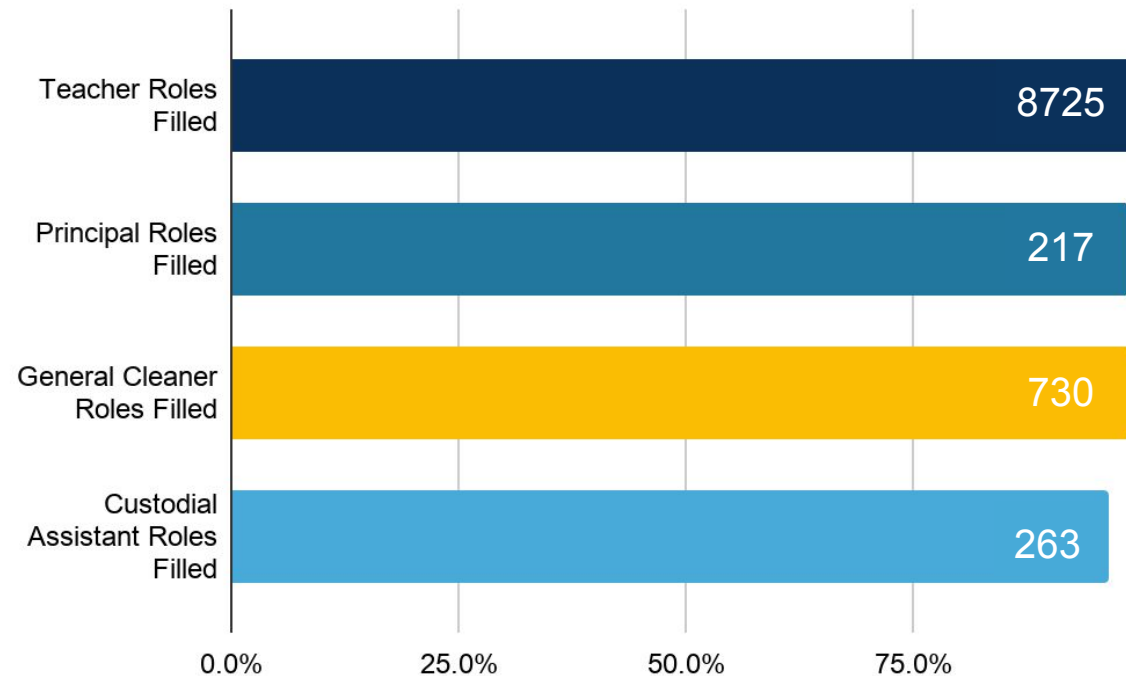
Staff Coverage



Have proper staff coverage and clearly outlined and communicated roles and responsibilities.

Leading Indicators

% Roles Filled



Upcoming Key Activities


| Activities | Deadline |
|------------|----------|
| | |

Critical Issues and Risks

Staff coverage in buildings

- Mitigation Plan:
 - Communicate clearly about expectations
 - Track in ongoing manner
 - Deploy contingency plans as needed

Building Readiness

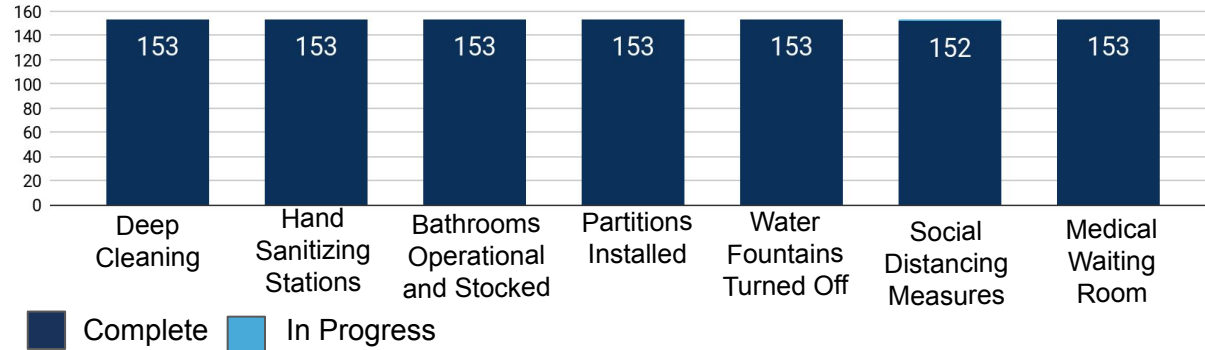


Enable District buildings for a safe opening with the necessary supplies and updates, such as ventilation.

Leading Indicators

Health and Safety Measures

Health and Safety Measures Complete vs. In Progress in PreK-2 Schools

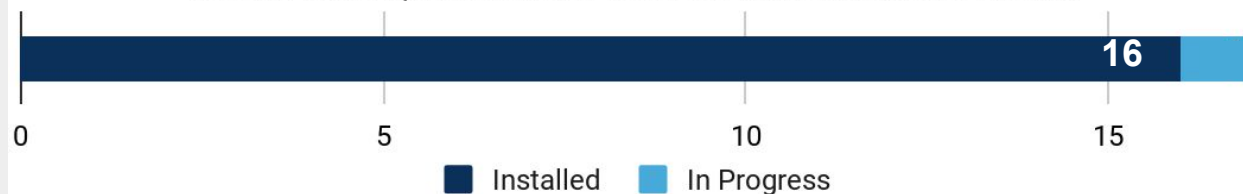


Ventilation

Number of PreK-2 Schools Checked for Ventilation Capacity vs. In Progress



Number of Nonoperational PreK-2 Schools with Window Fans Installed

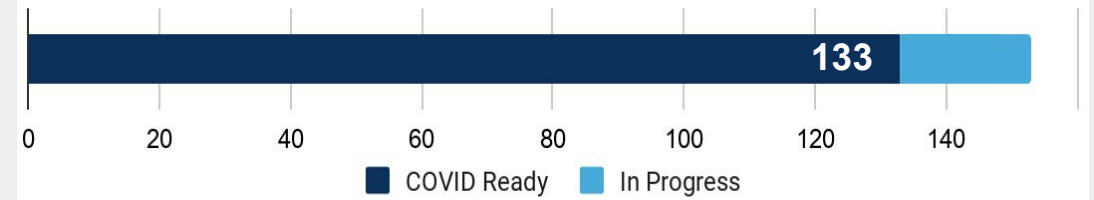


The first ventilation graph reflects air balancing reports (ABRs) for all PreK-2 schools, including those with nonoperational HVAC systems. NOTE: A school is marked complete when its ABR is posted online. Some ABRs may need to be updated.

The second graph tracks installation of window fans in non-operational schools. NOTE: The total number of non-operational PreK-2 schools may change over time, as HVAC systems are repaired.

Leading Indicators

Number of PreK-2 Schools COVID Ready vs. In Progress



Schools are identified as "COVID Ready" in this graph when they meet all of the Health and Safety requirements in the graph to the left and they've received their ventilation assessment.

Upcoming Key Activities

| Activities | Deadline |
|---|----------|
| Install window fans in remaining PreK-2 school | 2/26 |
| Confirm implementation of social distancing measures in remaining PreK-2 school | 2/26 |

Critical Issues and Risks

If a school does not meet one of the readiness components listed here, or if other operational or environmental issues preclude it from opening safely, it will be taken offline.

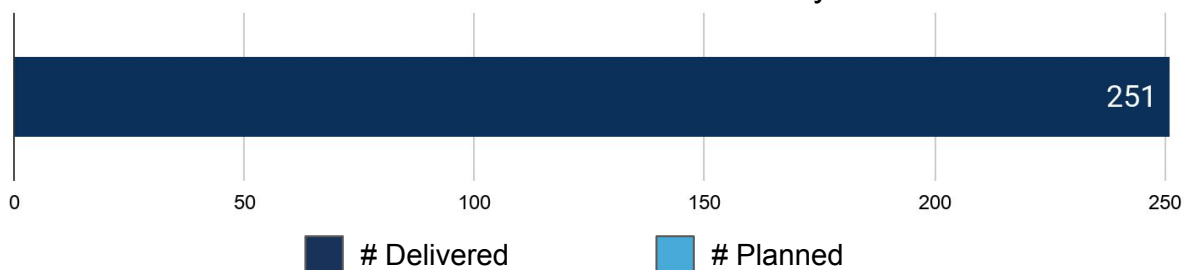
People Preparedness



Train, inform, and otherwise prepare the District (students, staff, and families) for reopening.

Leading Indicators

Number of Planned vs. Delivered PD sessions for Hybrid PreK-2 Phase-in



87%

% of School Reopening Communications Plan Executed

Upcoming Key Activities

| Activities | Deadline |
|---|----------|
| Continue communication as we move toward phasing in PreK-2 students | Ongoing |

Critical Issues and Risks

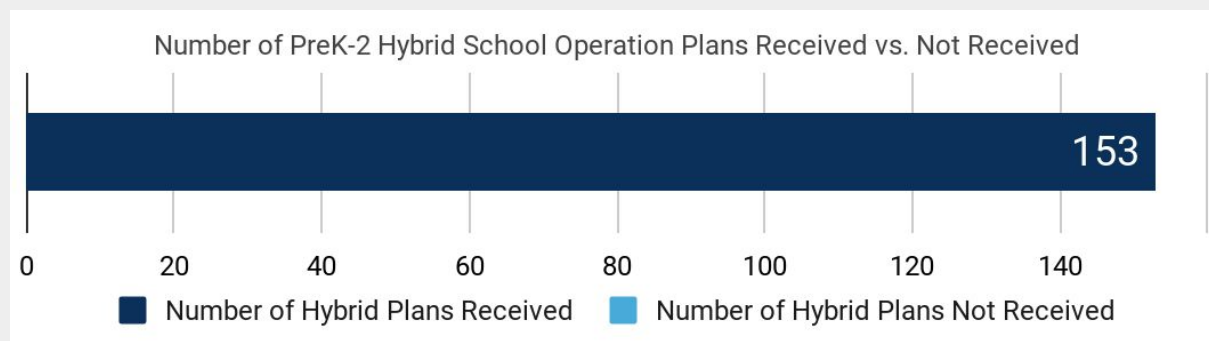
None at this time

School Operational Readiness



Implement updated school operation plans with health and safety procedures installed and transportation and meal distribution solidified.

Leading Indicators



| | |
|--|--|
| <p>100%</p> <p>% of Health and Safety Supplies Purchased for Q3</p> | <p>98.69%</p> <p>% of PreK-2 Schools with Personal Protective Equipment (PPE) Confirmed</p> |
|--|--|

| | |
|--|---|
| <p>1,760,000</p> <p>Total PPE Needed for Q3</p> | <p>100,000</p> <p>Total Disinfectant Items Needed for Q3</p> |
|--|---|

| | |
|---|---|
| <p>236,518</p> <p>Total Number of Students Served Meals in SY20-21</p> | <p>3,152,074</p> <p>Total Number of Meals Distributed in SY20-21</p> |
|---|---|

Upcoming Key Activities

| Activities | Deadline |
|---|----------|
| Confirm receipt of PPE at remaining PreK-2 hybrid schools | 2/26 |

Critical Issues and Risks

None at this time